



AS 200



AS 200

Bajaj Auto Limited
Akurdi Pune 411 035 India

Tel +91 20 27472851
Fax +91 20 27407385
www.bajajauto.com

Spare Parts Catalogue



Notice



All information contained in this manual is based on the latest product information at the time of publication. Bajaj Auto Limited accepts no liability for any inaccuracies or omissions in this publication, although every possible care has been taken to make it as complete and accurate as possible. All procedures and specifications subject to change without prior notice. The right is reserved to make such changes at any time without prior notice and without incurring an obligation to make such changes to product manufactured previously. Contact your authorized Bajaj Dealer for the latest information on product improvements incorporated after this manual was issued.

REV. 00, Jun 15

Copy rights : All rights reserved. No part of this publication may be reproduced, stored in a retrieval system, Or transmitted in any form or by any means, electronic mechanical photocopying, recording or otherwise, without the prior written permission of Bajaj Auto LTD.

Foreword



AS 200

We have pleasure in presenting the Spare Parts Catalogue for 'Pulsar 200 NS' Motorcycle. This catalogue has been specially designed to assist you in selecting the correct parts for procurement to maintain 100% availability.

The Bajaj spares are subjected to the stringent quality control standards to ensure longer life of the vehicle. It is therefore necessary that only the Genuine Bajaj Spares are used.

In a continual effort to improve Performance and Efficiency of the vehicles, Specifications, Diagrams, Illustrations and Part Numbers can change without notice. Consequently, the description in this Spare Parts Catalogue cannot therefore be final and binding on us.

The modifications / alterations which are carried out after the issue of this catalogue, will be conveyed to you through our Service Circulars. You are requested to make necessary corrections in the Parts Catalogue as per the circulars so as to keep your catalogue up-to-date. This will ensure the appropriate and speedy delivery of the Spare Parts as the order placed will bear the latest part numbers.

In case, if you need any technical assistance contact the concerned Regional Office or write to us on the following address :

Bajaj Auto Limited
Service Department
Akurdi, Pune 411 035 India
Phone : 020-27406557
Fax : 020-27407385

Instructions



AS 200

- 1. How to Read the Catalogue :** Open the catalogue and from the pictorial index locate the group in which the part you want to find is present. Turn over to the concerned page number (as given by pictorial index). Now find out the figure of the part you wish to order. Write down the part number against that particular figure number from the text.

In case, if you have the part number and you need the other details, the part index can be used. The part index (at the end of the catalogue) will give you the figure and page number of the part you wish to order.

- 2. How to Order Spare Parts :** The part number and the description of the part required should be invariably mentioned in the order as per the catalogue text.

The latest part number as conveyed through our service circulars should only appear on the order. In case of ordering painted components, colour shade of the components should be mentioned.

The quantity shown against the part number is the quantity per vehicle for that group so that particular quantity should be multiplied by the number of sets required.

- 3. Part Number System :** We have used 8 digit system for part numbers. The model or hardware item is indicated by first two digits or alphanumeric, the next two or four digits indicate main group and the last four or two digits indicate serial number in main group or serial number or subgroup of fastener respectively. Thus the part numbers will be indicated by 2-2-4 or 2-4-2 digit system. Understanding this system will enable you to identify the spare parts easily.

- 4. Abbreviations :** The following abbreviations are used in this catalogue.

Assly	Assembly	V	Volts
N.I.	Not illustrated	W	Watts
C'case	Crankcase	Accl.	Accelerator
Cyl	Cylinder	Comp.	Complete
O/s	Over size	Fr.	Front
Rr.	Rear	Std.	Standard
L	Length	A/t.	Alternate
R.H.	Right hand	L.H.	Left hand
Hex.	Hexagonal	AR	As required

Index



AS 200

Plate No.	Description	Page No.
1	Cover Cylinder Head	2
2	Cylinder Head	4
3	Valve	6
4	Camshaft / Tensioner	8
5	Cylinder and Piston	10
6	Crankshaft	12
7	Transmission	14
8	Change Drum / Shift Fork	16
9	Gear Change Mechanism	18
10	Engine Assly / Crankcase RH	20
11	Crankcase LH	22
12	Balancer Idler Gear / Water Pump	24
13	Oil Pump	26
14	Radiator	28
15	Cover Clutch	30
16	Cover Magneto	32
17	Clutch Assly	34
18	Carburettor	36
19	Air Cleaner Complete	38
20	Silencer Assly	40
21	Starter Assly	42
22	Magneto, C.D.I. & H.T. Coil	44
23	Seat Assly / Seat Lock	46
24	Engine Mountings	48
25	Frame and Frame Fitting	50
26	Swing Arm / Rear Shock Absorber	52
27	Pillion Foot Rest / Holder	54
28	Mudguard- Front & Rear	56
29	Stand Assembly	58
30	Tyre/ Tube / Rim	60

Index



AS 200

Plate No.	Description	Page No.
31	Front Hub	62
32	Front Master Cylinder	64
33	Front Disc Brake	66
34	Rear Hub	68
35	Rear Disc Brake System	70
36	Rear Brake Pedal	72
37	Handle Bar Assly	74
38	Front Fork	76, 78
39	Painted Parts & Decals	80, 82
40	Radiator Cover	84
41	Petrol Tank, Cap Tank & Gauge Fuel	86
42	Fittings - Petrol Tank, Side Cover & Cover Seat	88
43	Meter Assly.	90
44	Control Cables	92
45	Chain Case	94
46	Head Lamp & Fairing	96
47	Indicator Light Assly.	98
48	Tail Lamp Assly. / Front No. Plate	100
49	Electrical Equipments	102
50	Tool Kit	104
51	Accessories / Grab Handle	106
	Kits List For Pulsar 135 LS	107, 108
		109
	Amendment Sheet (Parts Added)	111
	Amendment Sheet (Parts Deleted)	112
	Part Index	

Pictorial Index



AS 200

PLATE NO. : 1
COVER CYLINDER HEAD

PAGE NO.
1



PLATE NO. : 2
CYLINDER HEAD

PAGE NO.
3

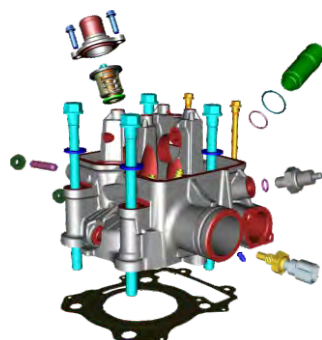


PLATE NO. : 3
VALVE

PAGE NO.
5

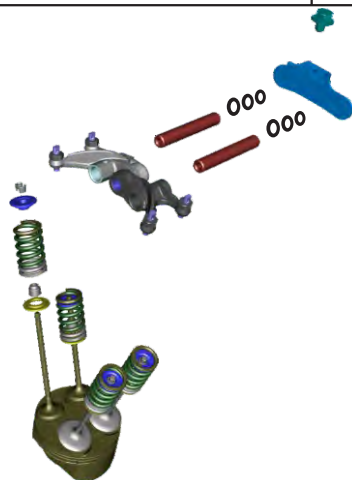
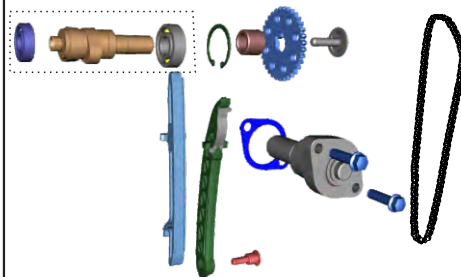


PLATE NO. : 4
CAMSHAFT / TENSIONER

PAGE NO.
7



Pictorial Index



AS 200

PLATE NO. : 5
CYLINDER & PISTON

PAGE NO.
9

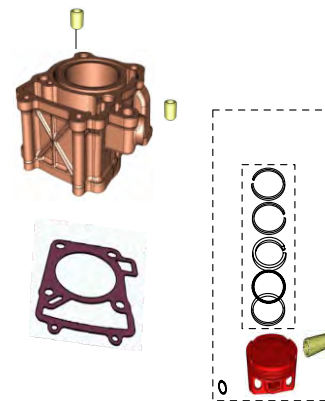


PLATE NO. : 6
CRANKSHAFT

PAGE NO.
11

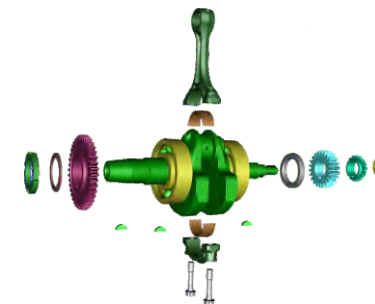



PLATE NO. : 7
TRANSMISSION

PAGE NO.
13



PLATE NO. : 8
CHANGE DRUM / SHIFT FORK

PAGE NO.
15



Pictorial Index



AS 200

PLATE NO. : 9
GEAR CHANGE MECHANISM

PAGE NO.
17

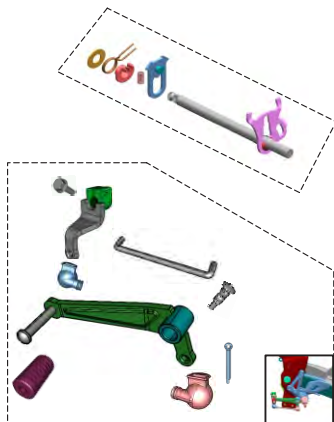


PLATE NO. : 10
ENGINE ASSLY & CRANKCASE RH

PAGE NO.
19

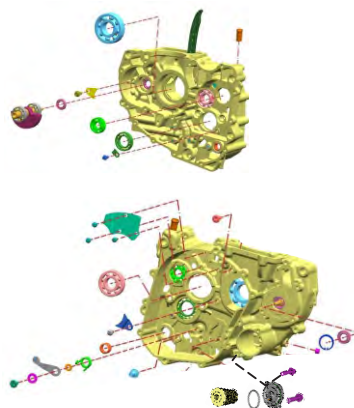


PLATE NO. : 11
CRANKCASE LH

PAGE NO.
21

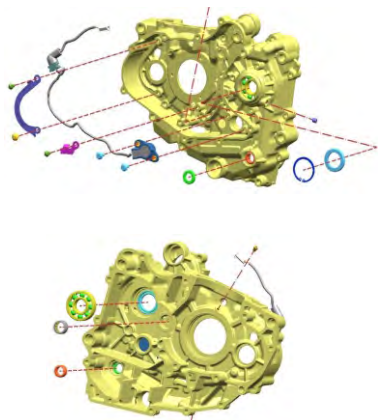
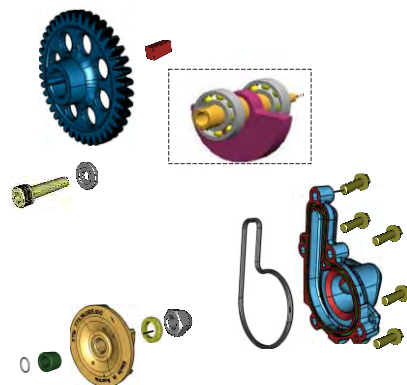


PLATE NO. : 12
BALANCER IDLER GEAR/WATER PUMP

PAGE NO.
23



Pictorial Index



AS 200

PLATE NO. : 13
OIL PUMP

PAGE NO.
25




PLATE NO. : 14
RADIATOR

PAGE NO.
27

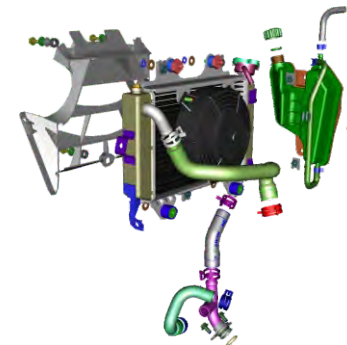


PLATE NO. : 15
COVER CLUTCH

PAGE NO.
29

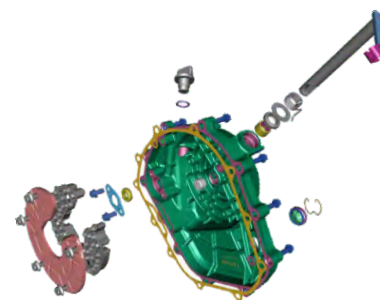
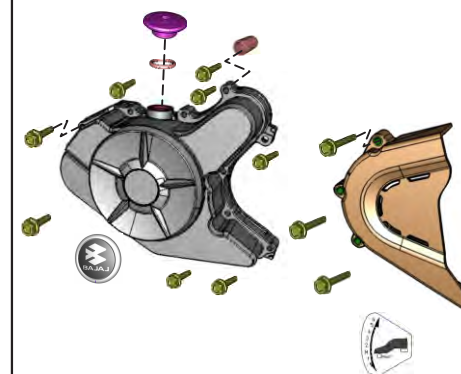


PLATE NO. : 16
COVER MAGNETO

PAGE NO.
31



Pictorial Index



AS 200

PLATE NO. : 17
CLUTCH ASSEMBLY

PAGE NO.
33

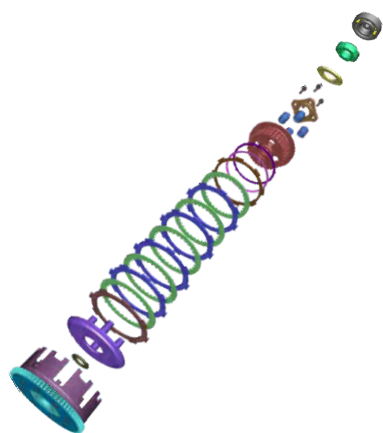


PLATE NO. : 18
CARBURETTOR

PAGE NO.
35

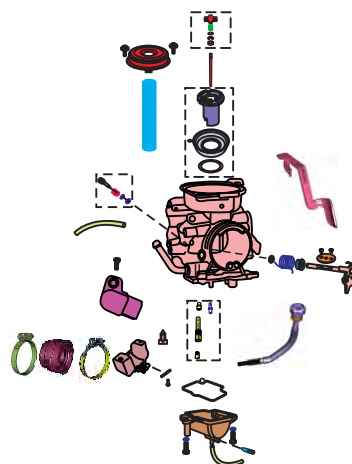


PLATE NO. : 19
AIR CLEANER COMPLETE

PAGE NO.
37



PLATE NO. : 20
SILENCER ASSEMBLY

PAGE NO.
39



Pictorial Index



AS 200

PLATE NO. : 21
STARTER ASSEMBLY

PAGE NO.
41




PLATE NO. : 22
MAGNETO, CDI & H.T. COIL

PAGE NO.
43

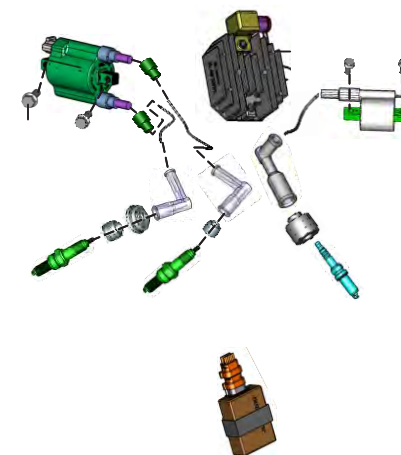


PLATE NO. : 23
SEAT ASSEMBLY / SEAT LOCK

PAGE NO.
45

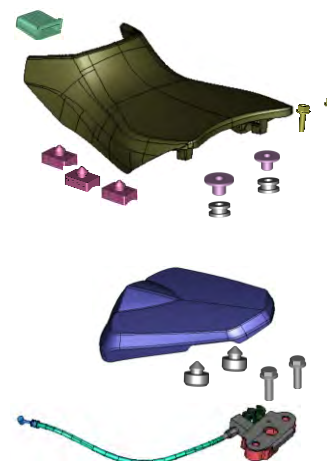
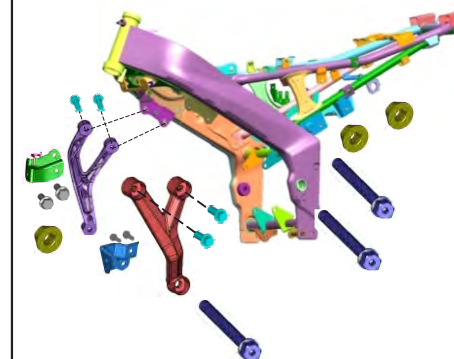


PLATE NO. : 24
ENGINE MOUNTINGS

PAGE NO.
47



Pictorial Index



AS 200

PLATE NO. : 25
FRAME & FITTINGS

PAGE NO.
49

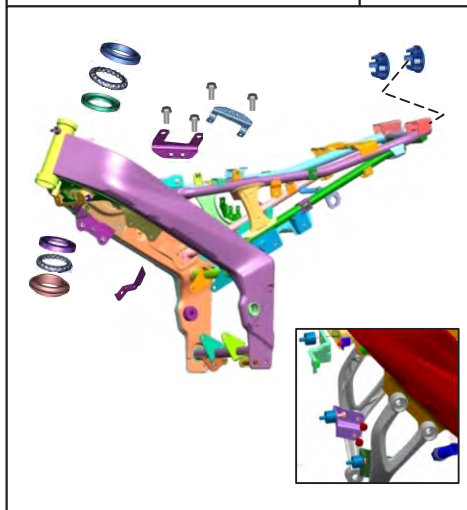


PLATE NO. : 26
SWING ARM/REAR SHOCK ABSORBER

PAGE NO.
51

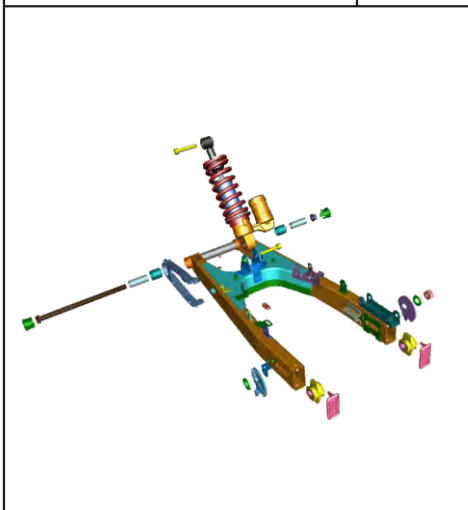


PLATE NO. : 27
PILLION FOOT REST / HOLDER

PAGE NO.
53

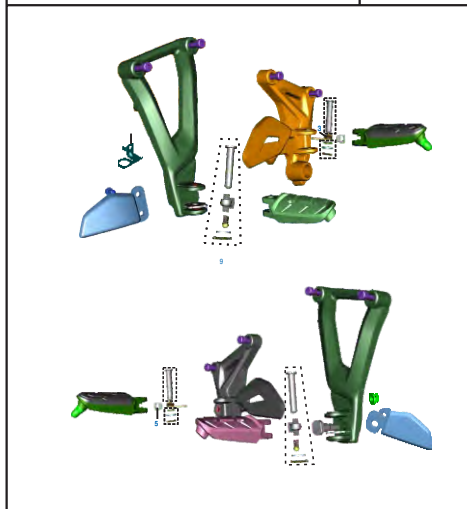
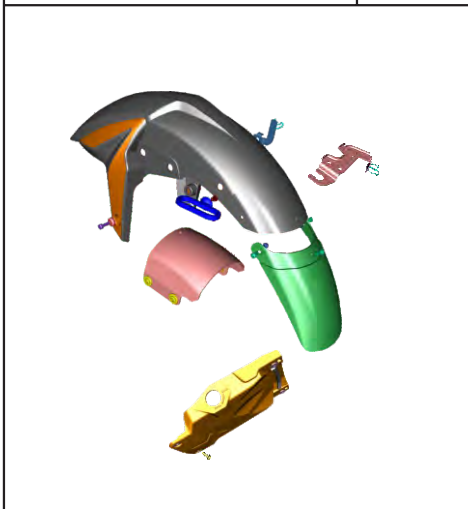


PLATE NO. : 28
MUD GUARD - FRONT & REAR

PAGE NO.
55



Pictorial Index



AS 200

PLATE NO. : 29
STAND ASSEMBLY

PAGE NO.
57

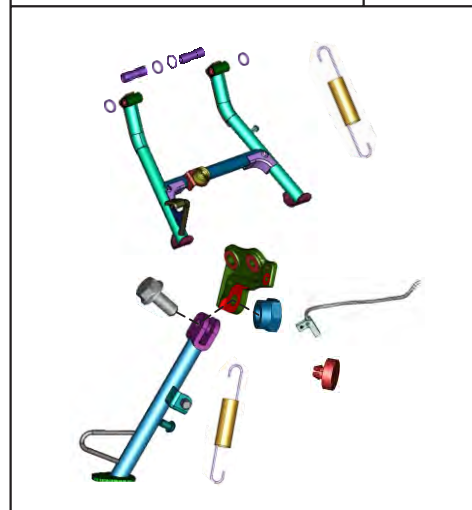


PLATE NO. : 30
TUBE / TYRE / RIM

PAGE NO.
59



PLATE NO. : 31
FRONT HUB

PAGE NO.
61

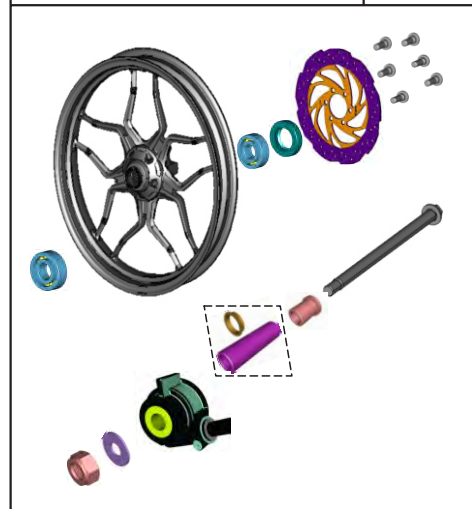
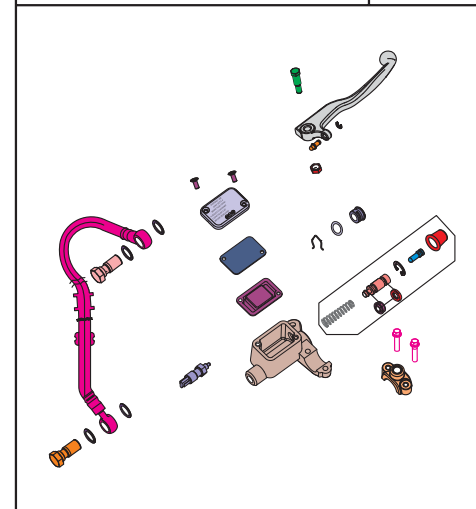


PLATE NO. : 32
FRONT MASTER CYLINDER

PAGE NO.
63



Pictorial Index



AS 200

PLATE NO. : 33
FRONT DISC BRAKE

PAGE NO.
65

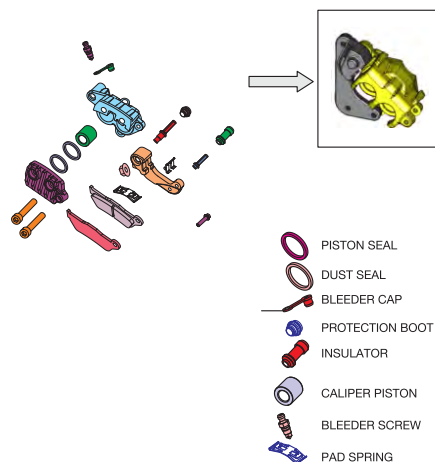


PLATE NO. : 34
REAR HUB

PAGE NO.
67



PLATE NO. : 35
REAR DISC BRAKE SYSTEM

PAGE NO.
69




PLATE NO. : 36
REAR BRAKE PEDAL

PAGE NO.
71



Pictorial Index



AS 200

PLATE NO. : 37
HANDLE BAR ASSEMBLY

PAGE NO.
73

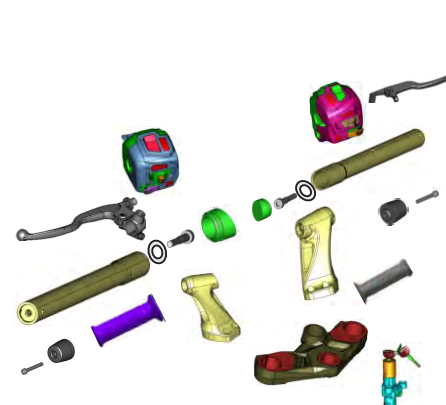


PLATE NO. : 38
FRONT FORK

PAGE NO.
75, 77

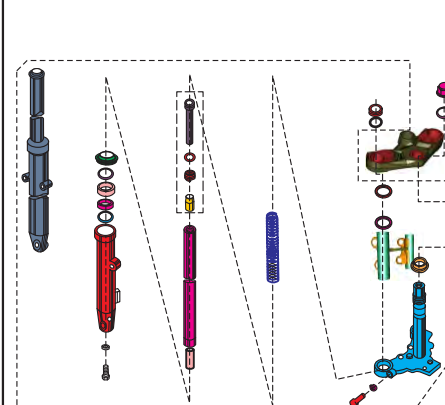


PLATE NO. : 39
PAINTED PARTS & DECALS

PAGE NO.
79, 81


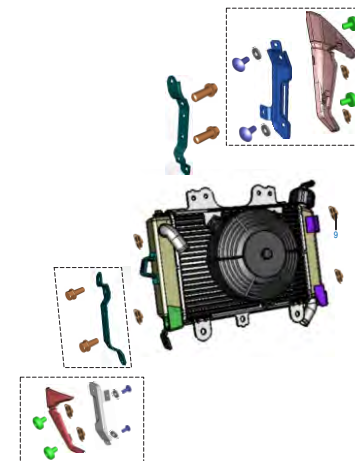


PLATE NO. : 40
RADIATOR COVERS

PAGE NO.
83



Pictorial Index



AS 200

PLATE NO. : 41
PETROL TANK, CAP TANK &
GAUGE FUEL

PAGE NO.
85

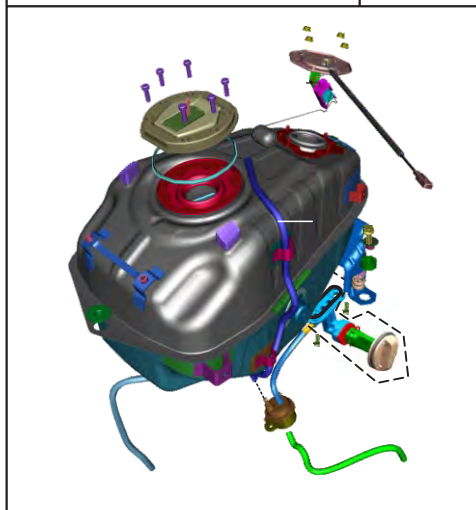


PLATE NO. : 42
FITTING PETROL TANK COVER,
SIDE COVERS & SEAT COVER

PAGE NO.
87

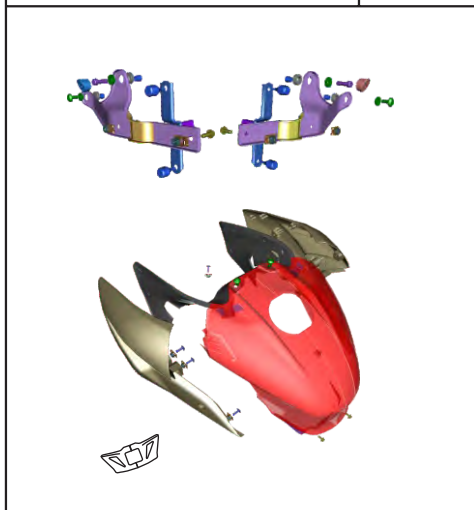


PLATE NO. : 43
FITTING SEAT COVER

PAGE NO.
89

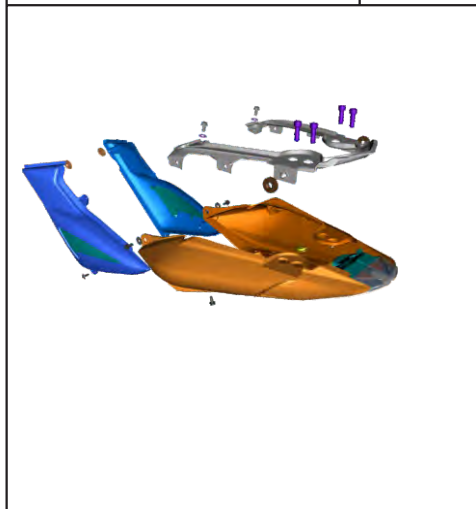
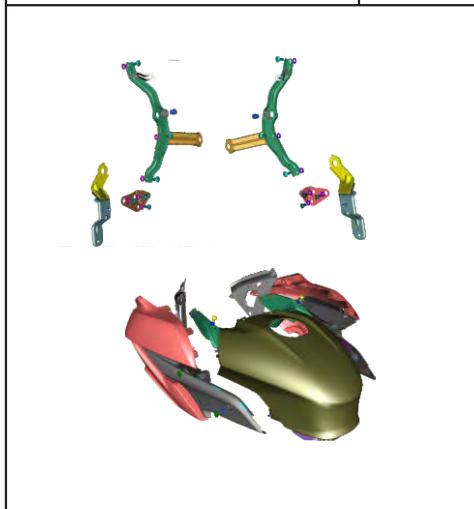


PLATE NO. : 44
FAIRING AND PETROL TANK COVER

PAGE NO.
91



Pictorial Index



AS 200

PLATE NO. : 45
FITTINGS - SIDE COVER AND
SEAT COVER

PAGE NO.
93




PLATE NO. : 46
METER ASSEMBLY

PAGE NO.
96

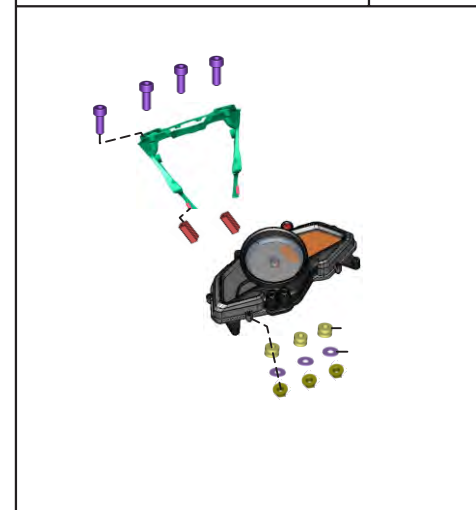


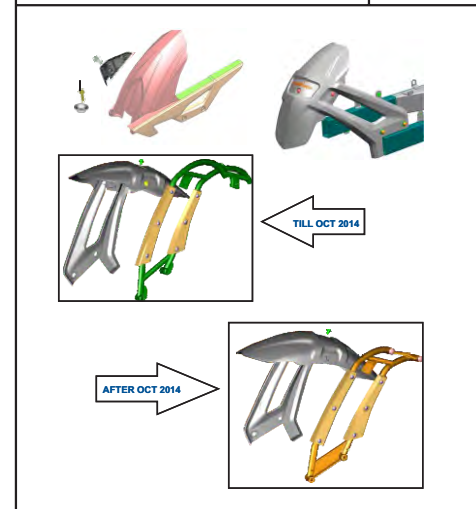
PLATE NO. : 47
CONTROL CABLES

PAGE NO.
97



PLATE NO. : 48
CHAIN COVER AND MUD GUARD

PAGE NO.
99



Pictorial Index



AS 200

PLATE NO. : 49
HEADLAMP FAIRING - PULSAR 200 NS

PAGE NO.
101

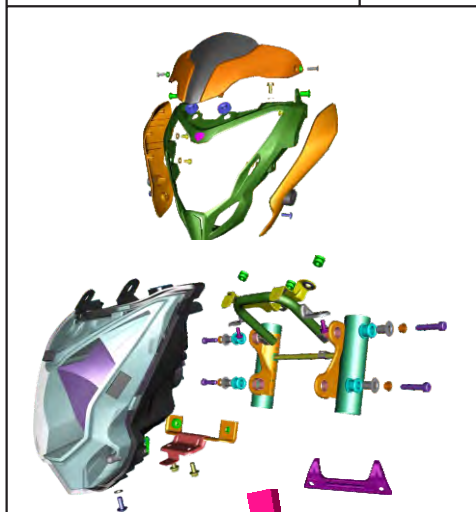


PLATE NO. : 51
INDICATOR LIGHT ASSEMBLY

PAGE NO.
105

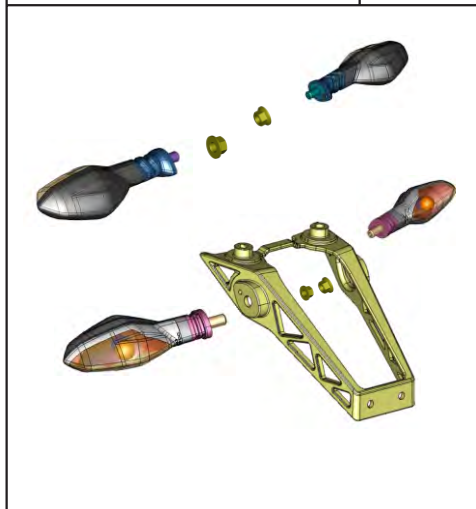


PLATE NO. : 50
HEADLAMP FAIRING - PULSAR 200 AS

PAGE NO.
103

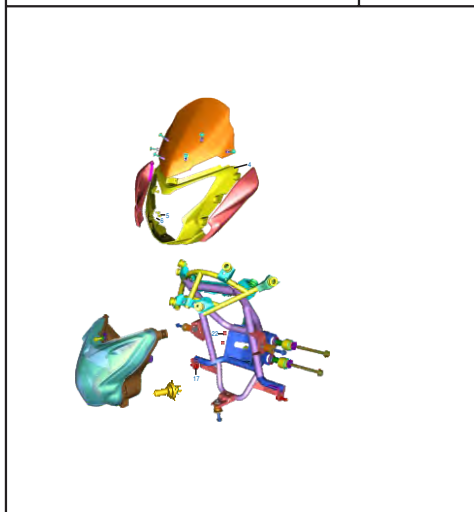



PLATE NO. : 52
TAIL LAMP AND FRONT NUMBER
PLATE - PULSAR 200 NS

PAGE NO.
91



Pictorial Index



AS 200

PLATE NO. : 53
TAIL LAMP AND FRONT NUMBER
PLATE - PULSAR 200 AS

PAGE NO.
93

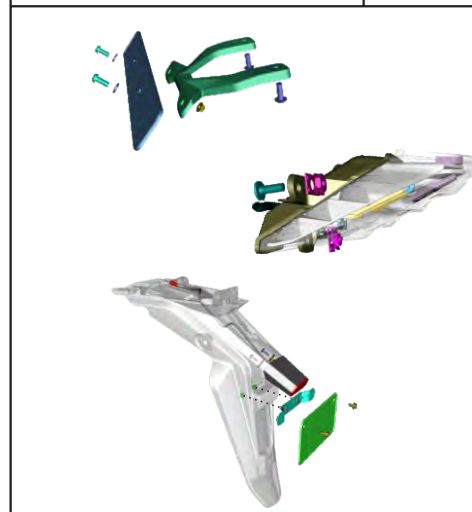


PLATE NO. : 55
TOOL KIT

PAGE NO.
97




PLATE NO. : 54
ELECTRICAL EQUIPMENTS

PAGE NO.
96

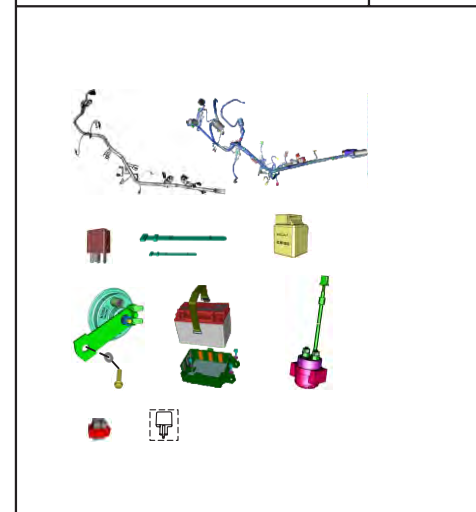
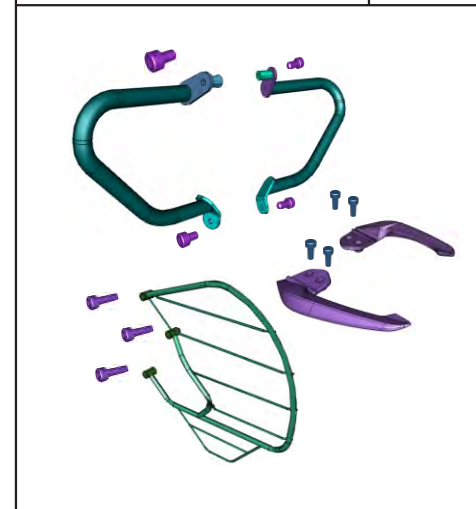


PLATE NO. : 56
GRAB HANDLE AND SAREE GUARD

PAGE NO.
99



Pictorial Index



AS 200

PLATE NO. :57 -62
PAINTED PARTS AND DECALS
PULSAR 200 NS

PAGE NO.
101


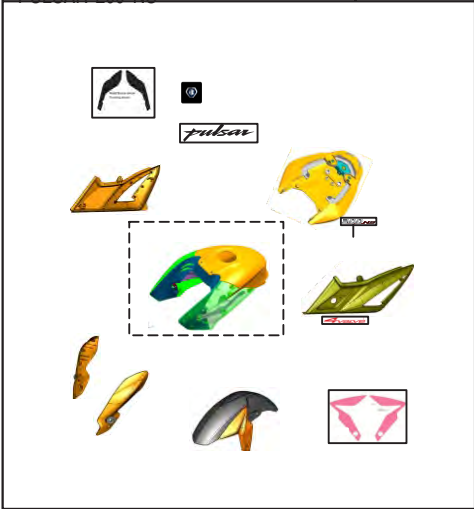



PLATE NO. : 63-64
PAINTED PARTS AND DECALS
PULSAR 200 AS





PAGE NO.
103



Pictorial Index

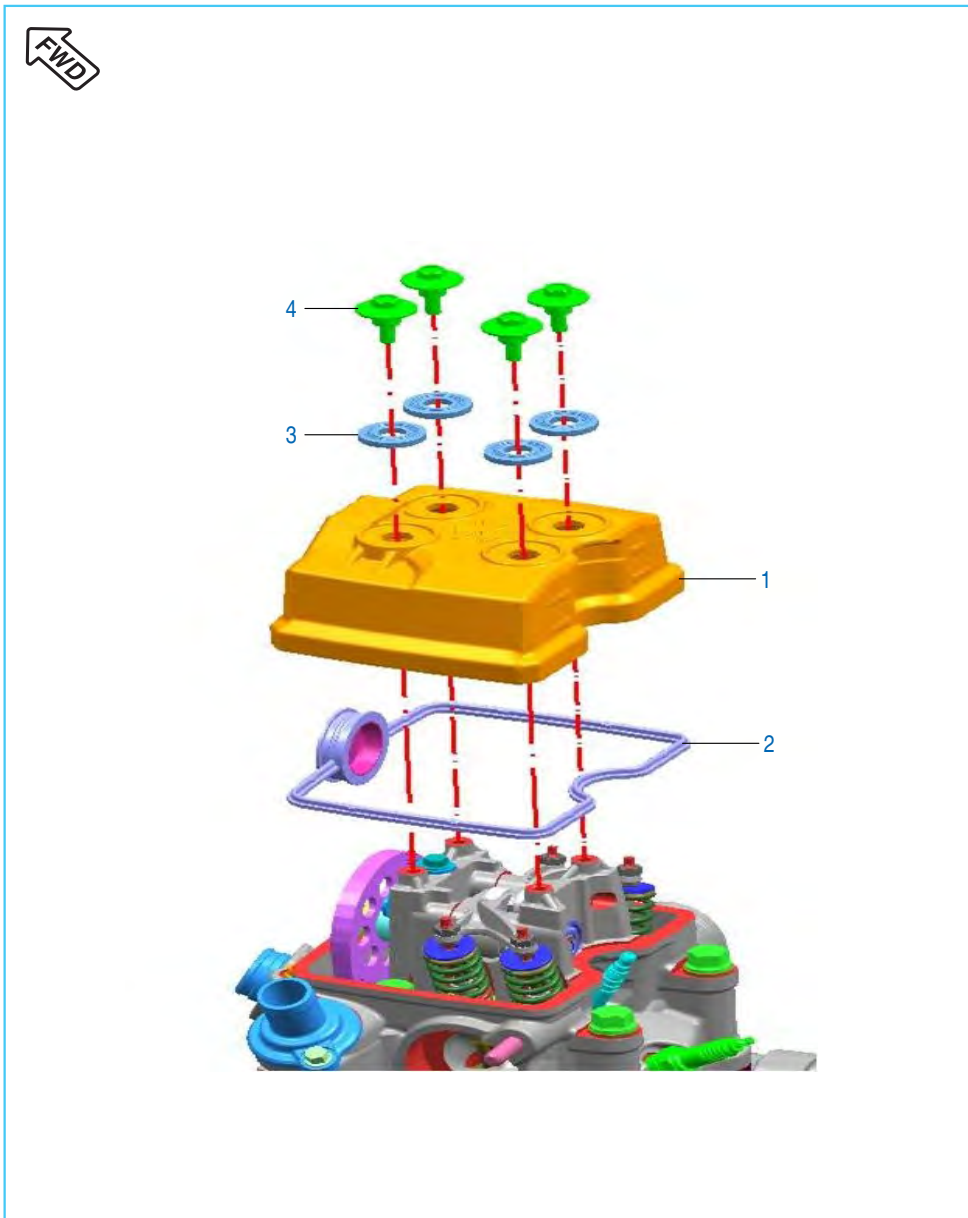


AS 200

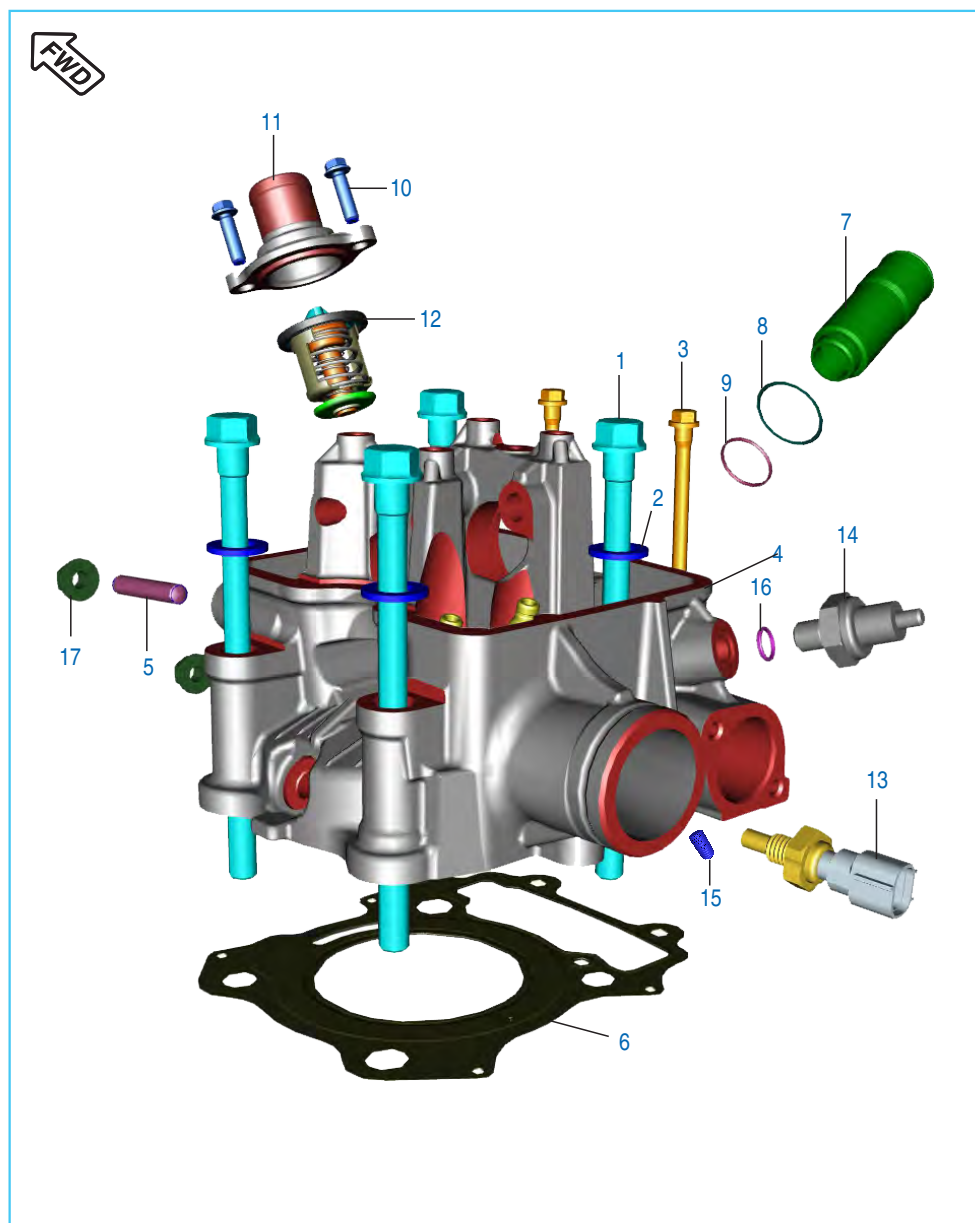


Cover Cylinder Head

No.	Part No.	Description	Qty.		Remarks
			200 NS	200 AS	
1	JL 5110 02	Cover Cylinder Head	1	1	
2	JL 5110 01	Gasket Head Cover(Rubber)	1	1	
3	JG 5110 21	Washer	4	4	
4	JG 5110 22	Bolt Special	4	4	

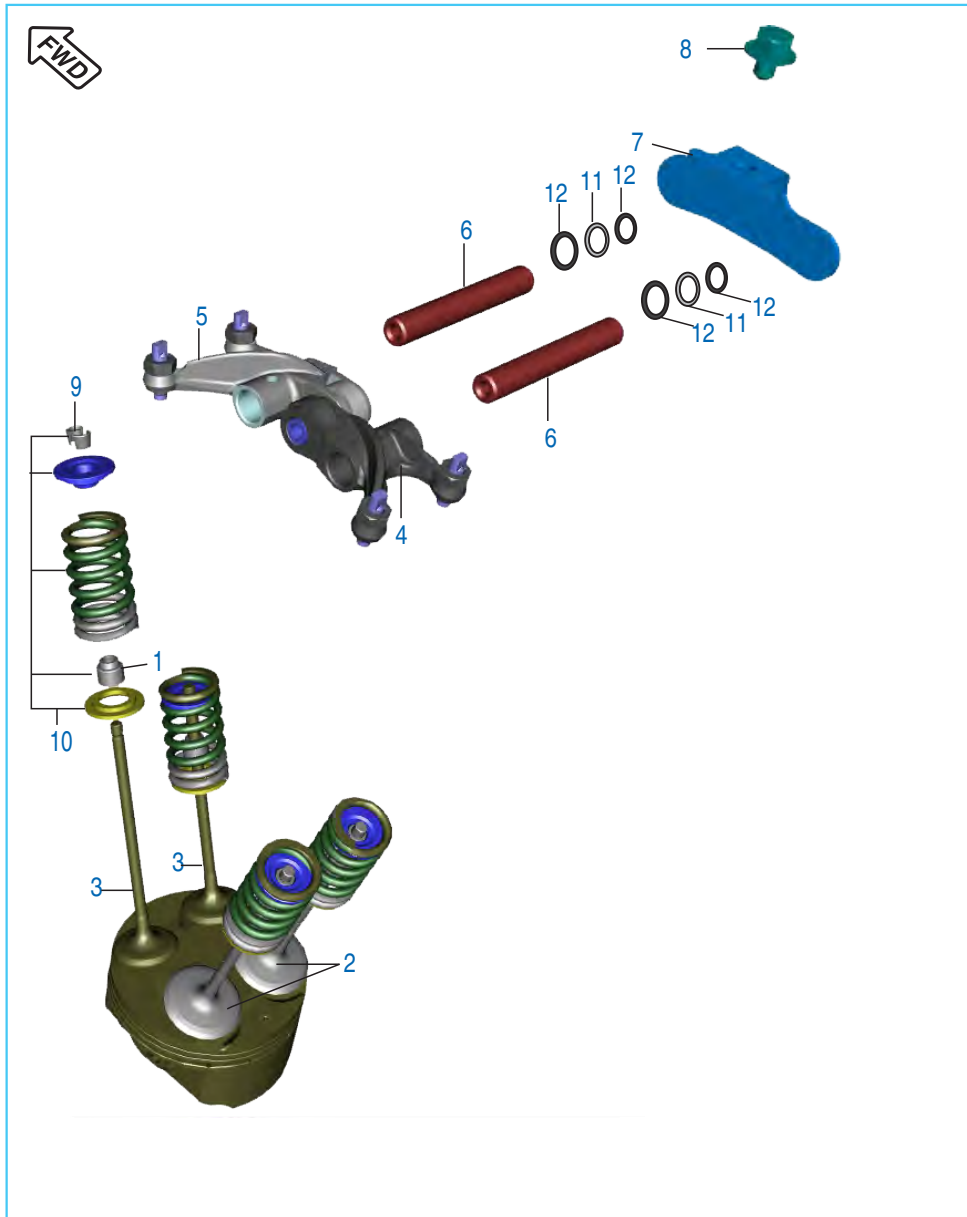


Cylinder Head



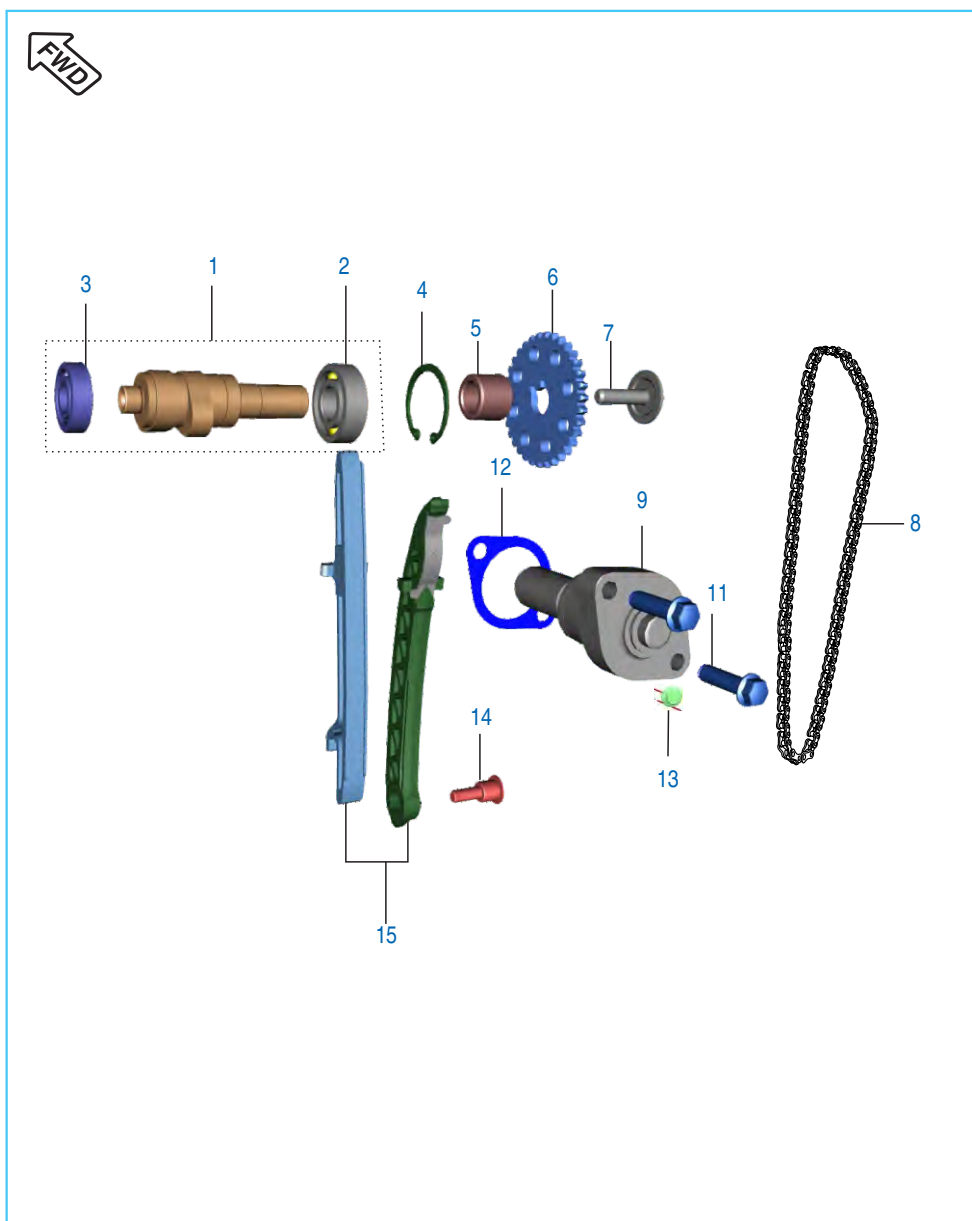
No.	Part No.	Description	Qty.		Remarks
			200 NS	200 AS	
1	JG 5410 68	Hex Flange Head Bolt M10	4	4	
2	LD A000 08	Washer 11.2*20*2T	4	4	
3	JL 5110 09	M6 Stud Bolt	2	2	
4	36 JL00 10	Cylinder Head	1	1	
5	JG 5110 46	Stud (M8*1.25)	2	2	
6	JL 5110 22	Gasket Cylinder Head	1	1	
7	JL 5112 19	Sleeve Spark Plug	1	1	
8	39 2629 21	'O' Ring Sleeve	1	1	Top side
9	39 1283 21	'O' Ring Sleeve	1	1	Bottom side
10	39 1673 04	Bolt - Flange :- M6	2	-	
	KA EQ06 20	Bolt	-	2	
11	JL 5110 29	Cover Thermostat	1	1	
12	JL 6012 37	Thermostat Assembly	1	1	
12a	JL 6012 25	Seal Thermostat	1	1	N.I
13	JG 3514 00	Coolant Water Temp Sensor	1	1	
14	DK 1012 25	Switch Oil Pressure	1	1	
15	39 2608 01	Grub Screw	1	1	
16	39 2699 20	O'Ring	1	1	
17	LC G000 06	Nut Hex Flanged	2	2	

Valve



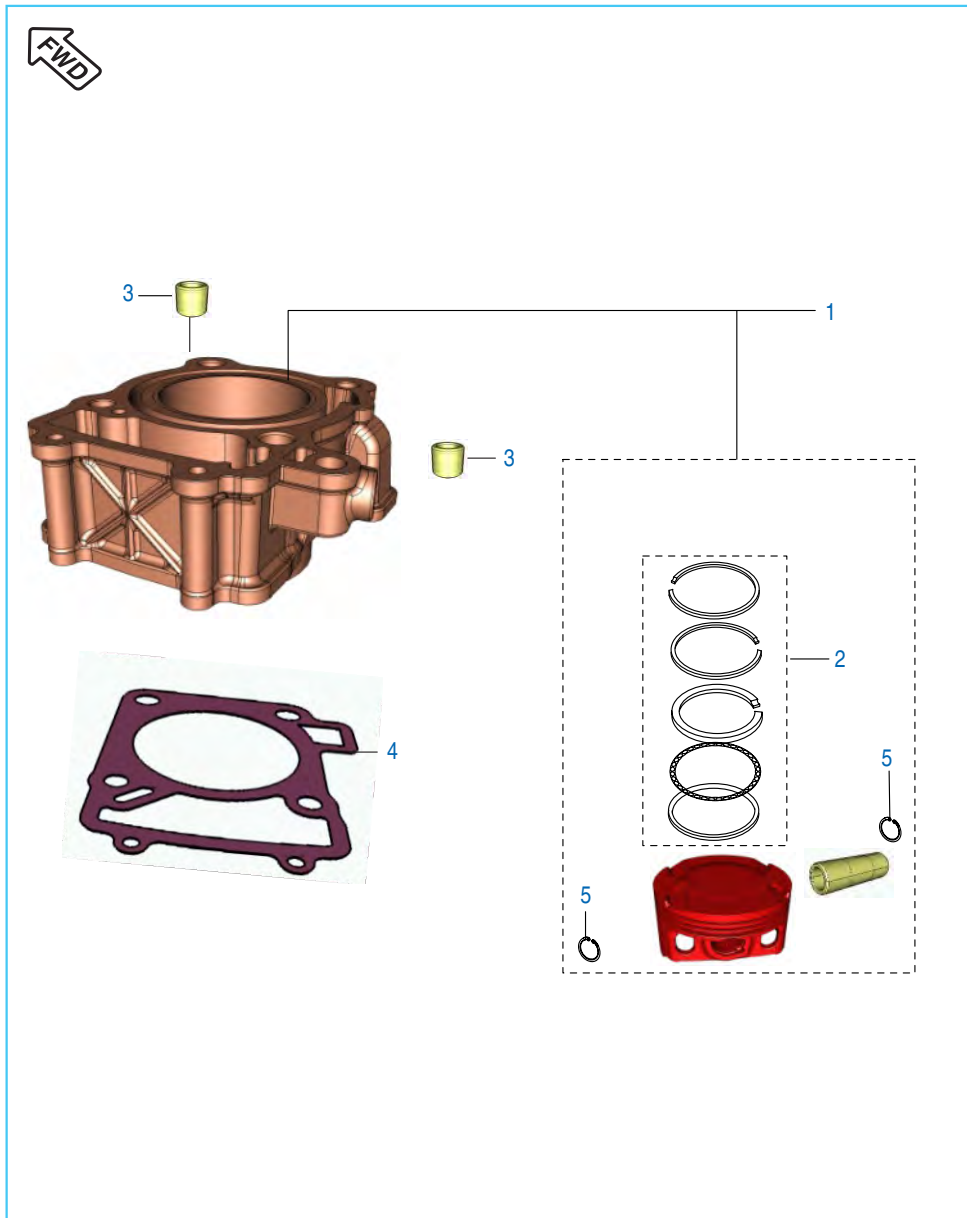
No.	Part No.	Description	Qty.		Remarks
			200 NS	200 AS	
1	39 2017 19	Seal - Oil	4	4	
2	JL 5110 10	Valve Intake	2	2	
3	JL 5110 11	Valve Exhaust	2	2	
4	JL 5110 06	Assembly Rocker Arm Intake	1	—	
	DT 5112 42	Assembly Rocker Arm Intake	—	1	
5	JL 5110 07	Assembly Rocker Arm Exhaust	1	—	
	DT 5112 43	Assembly Rocker Arm Exhaust	—	1	
6	JL 5112 05	Rocker Arm Shaft	2	2	
7	JF 5112 07	Plate Stopper Rocker Arm	1	1	
8	LA E000 16	Bolt Flanged M5X0.8X6L-Precoated	1	1	
9	DG 1010 29	Cotter Valve	8	8	
10	36 JL00 11	Valve Repair Kit	4	4	
11	DH 1012 95	Wave Washer	2	2	
12	39 2440 11	Plain Wahser	4	4	

Camshaft / Tensioner



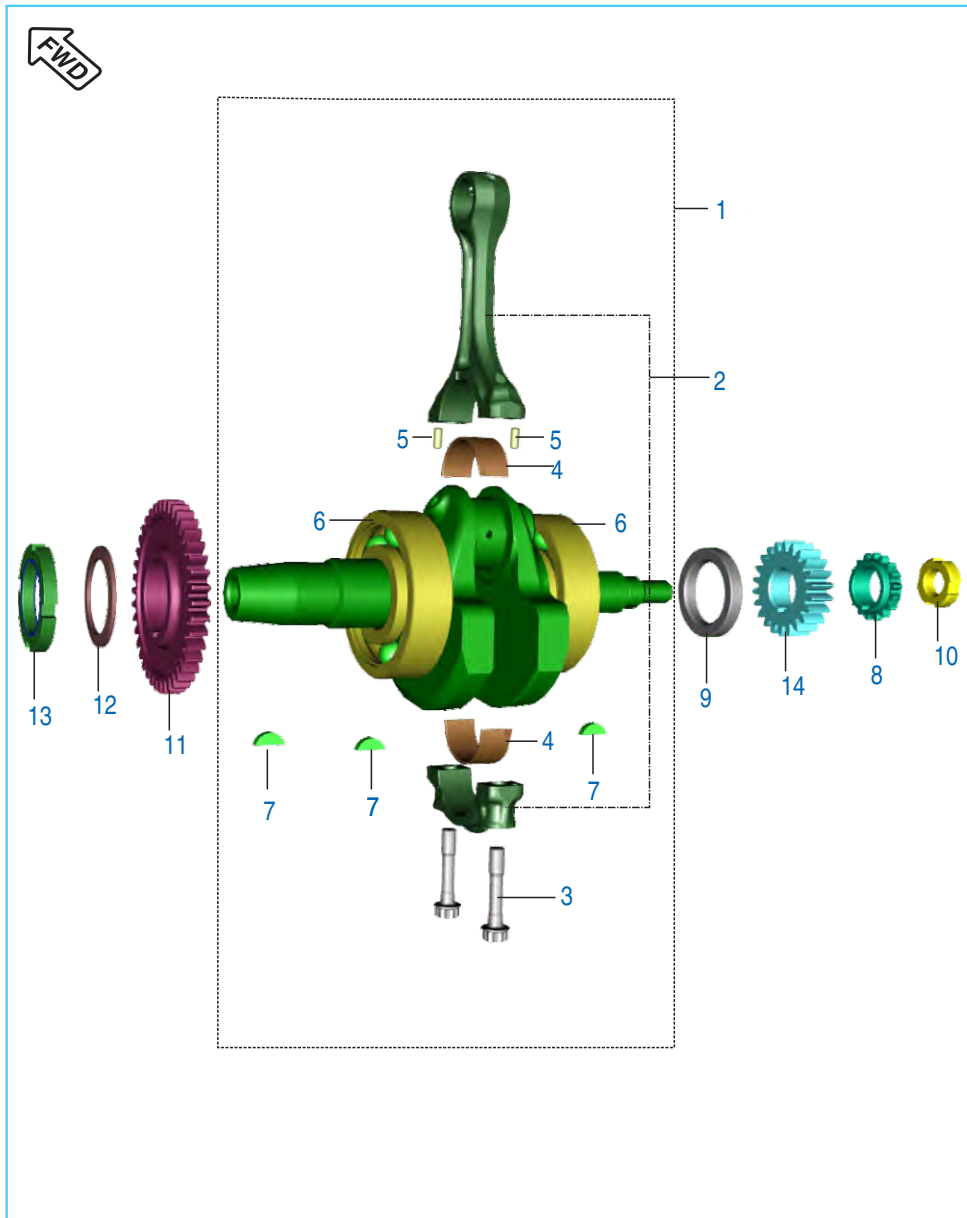
No.	Part No.	Description	Qty.		Remarks
			200 NS	200 AS	
1	JF 5112 28	Assembly Camshaft	1	1	N.I.
2	JG 5312 20	Bearing - Ball 6202/HN3	1	1	
3	AP 1012 36	Bearing - Ball :- 12 X 28 X 8	1	1	
4	LE B000 01	Circlip - Internal	1	1	
5	JL 5112 21	Spacer Camshaft	1	1	
6	JL 5112 20	Sprocket Camshaft	1	1	
7	DU 1012 25	Bolt Special Flanged (Camshaft)	1	—	
	JG 5112 69	Bolt Special Flanged	—	1	
8	JL 5112 22	Timing Chain	1	1	
9	JC 1010 34	Tensioner Assembly	1	1	
10	39 2669 21	Ring - O (Tensioner Bolt)	1	1	
11	KA DQ06 20	Bolt Hexagonal	2	—	
	KA EQ06 20	Bolt Hexagonal	—	2	
12	CS 1011 28	Gasket	1	1	
13	JG 5112 70	Bolt Flanged M6X1X6L-Special	1	1	
14	DH 1013 92	Chain Guide Pivot Bolt	1	1	
15	36 JL00 01	Kit Cam Chain Guide	1	1	

Cylinder and Piston



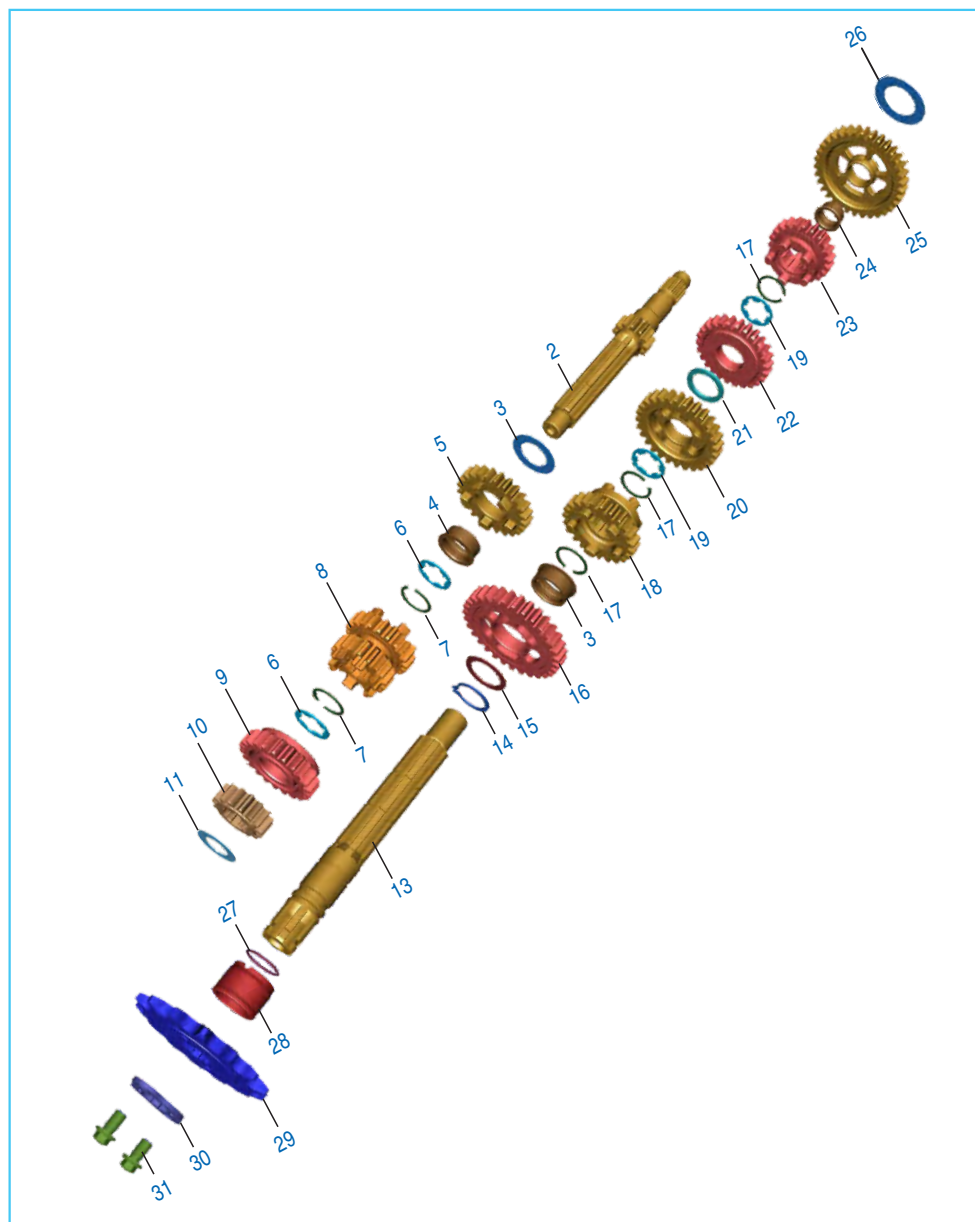
No.	Part No.	Description	Qty.		Remarks
			200 NS	200 AS	
1	36 JL00 07	Kit Asly Block Piston	1	1	
2	36 JU00 01	Kit Piston Ring	1	1	
3	39 2181 06	Pin - Hollow Dowel :- 14 X 20	2	2	
4	JL 5210 02	Gasket Cylinder Block	1	1	
5	39 2132 17	Ring - Snap	2	2	

Crankshaft



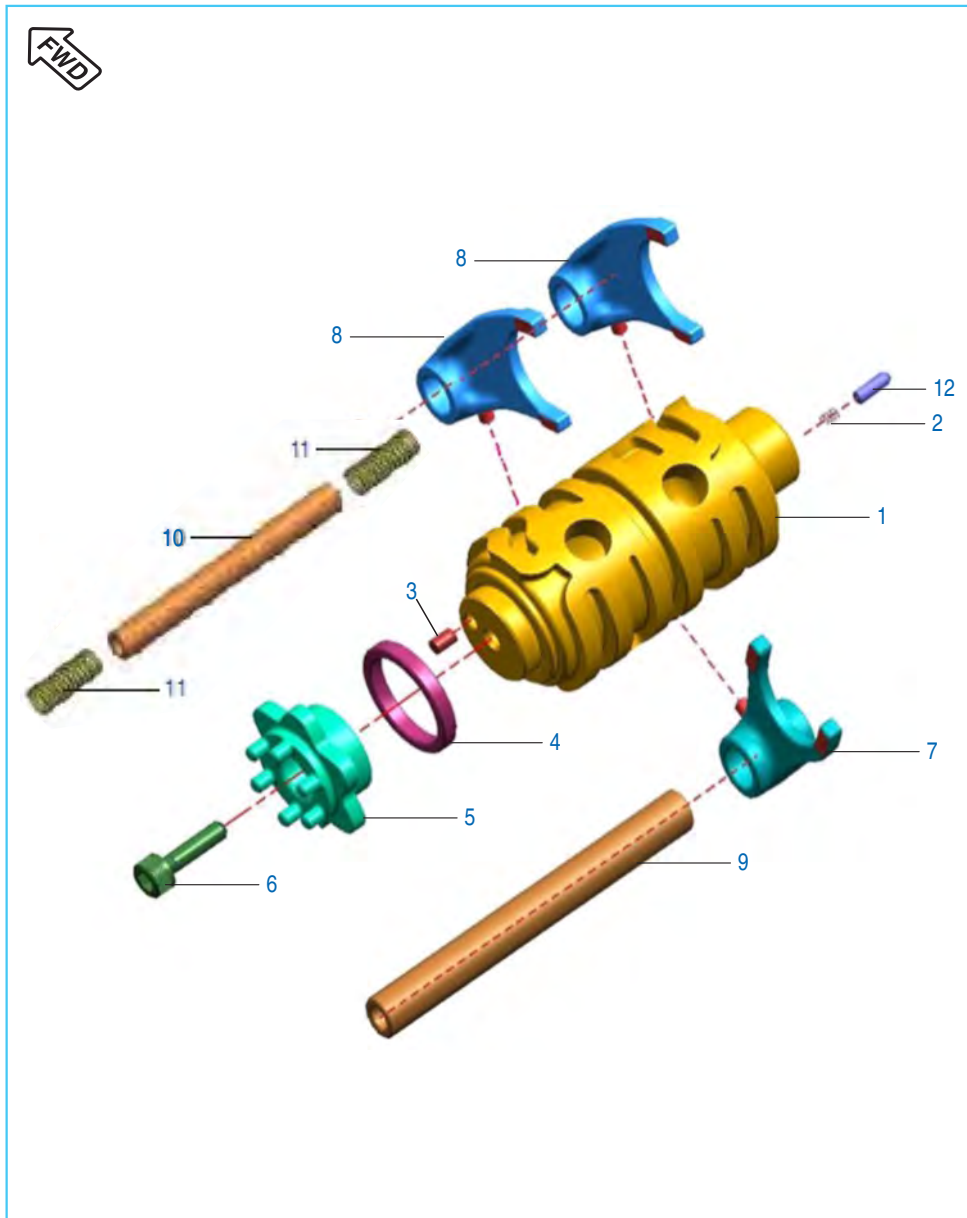
No.	Part No.	Description	Qty.		Remarks
			200 NS	200 AS	
1	36 JU00 36	Kit Crankshaft Assembly	1	1	
2	JF 5310 07	Conrod Assly Compl	1	1	
3	JF 5310 14	Bolt (Jf Con Rod)	2	2	
4	JU 5310 21	Bush Big End	2	2	
5	39 2203 07	Pin - Parallel	2	2	
6	39 1931 20	Bearing - Ball : 28 X 68 X 18	2	2	
7	31 1011 73	Key-Woodruff for Crankshaft Cl. Side	3	3	Not part of assly.
8	JG 5310 27	Sprocket Crankshaft	1	1	
9	JG 5310 31	Spacer Crankshaft	1	1	
10	LC D000 01	Nut Sprocket Drive Lock	1	1	
11	JG 5310 41	Balancer Drive Gear	1	1	
12	JG 5310 39	Beleville Washer	1	—	
	LD H000 02	Beleville Washer	—	1	
13	JG 5310 40	Nut Balancer Drive Lock	1	1	
14	JG 5512 16	Gear Drive	1	1	

Transmission



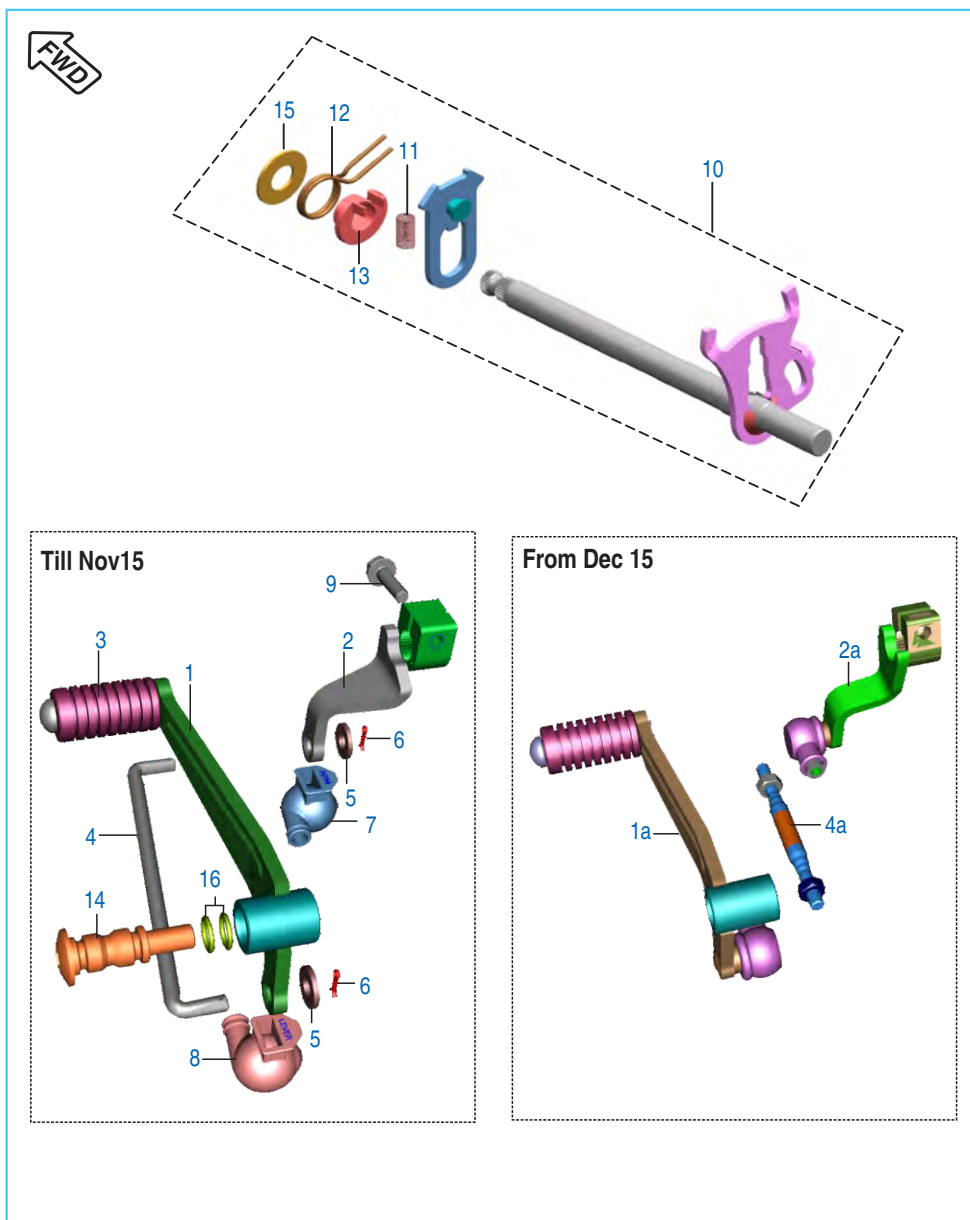
No.	Part No.	Description	Qty.		Remarks
			200 NS	200 AS	
1	JG 5510 28	Shaft Input T/M Assly	1	1	N.I
2	JG 5510 27	Shaft Input T/M Comp	1	1	
3	39 2158 11	Washer - Plain	1	1	
4	JG 5510 13	Bush 6th Drive / Bush 2nd Driven	2	2	
5	JG 5512 13	Gear 6th Drive	1	1	
6	JG 5510 20	Washer Splined	2	2	
7	BF 5510 37	Ring - Snap	2	2	
8	JG 5512 14	Gear Drive Multiple 3&4	1	1	
9	JG 5512 20	Gear 5th Drive	1	1	
10	JG 5512 27	Gear 2nd Drive	1	1	
11	JG 5510 22	Washer - Plain 2ng Gear I/P Shaft	1	1	N.I
12	JG 5510 26	Output Shaft Assy	1	1	
13	JG 5510 25	Output Shaft Assy With Plug	1	1	
14	DH 1012 35	Circlip	1	1	
15	39 2166 11	Washer Special	1	1	
16	JG 5512 28	Gear 2nd Driven	1	1	
17	BF 5510 37	Ring - Snap	2	2	
18	JG 5512 22	Gear 5th Driven	1	1	
19	JG 5510 20	Washer - Plain 2ng Gear I/P Shaft	2	2	
20	JG 5512 23	Gear 3rd Driven	1	1	
21	JG 5510 21	Washer Plain O/P Shaft	1	1	
22	JG 5512 15	Gear 4th Driven	1	1	
23	JG 5512 24	Gear 6th Driven	1	1	
24	JG 5510 00	Bush 1st Driven	1	1	
25	JG 5512 25	Gear 1st Driven	1	1	
26	JG 5510 21	Washer Plain O/P Shaft	1	1	
27	DK 1013 52	O-Ring Sprocket Collar(17.5*1.5)	1	1	
28	JG 5510 10	Collar Sprocket	1	1	
29	DV 1010 48	Sprocket Output (14T)	1	1	
30	DJ 1013 12	Plate Drive Sprocket	1	1	
31	LA E000 17	Bolt Flanged M6X1X10L-Precoated	2	2	

Change Drum / Shift Fork



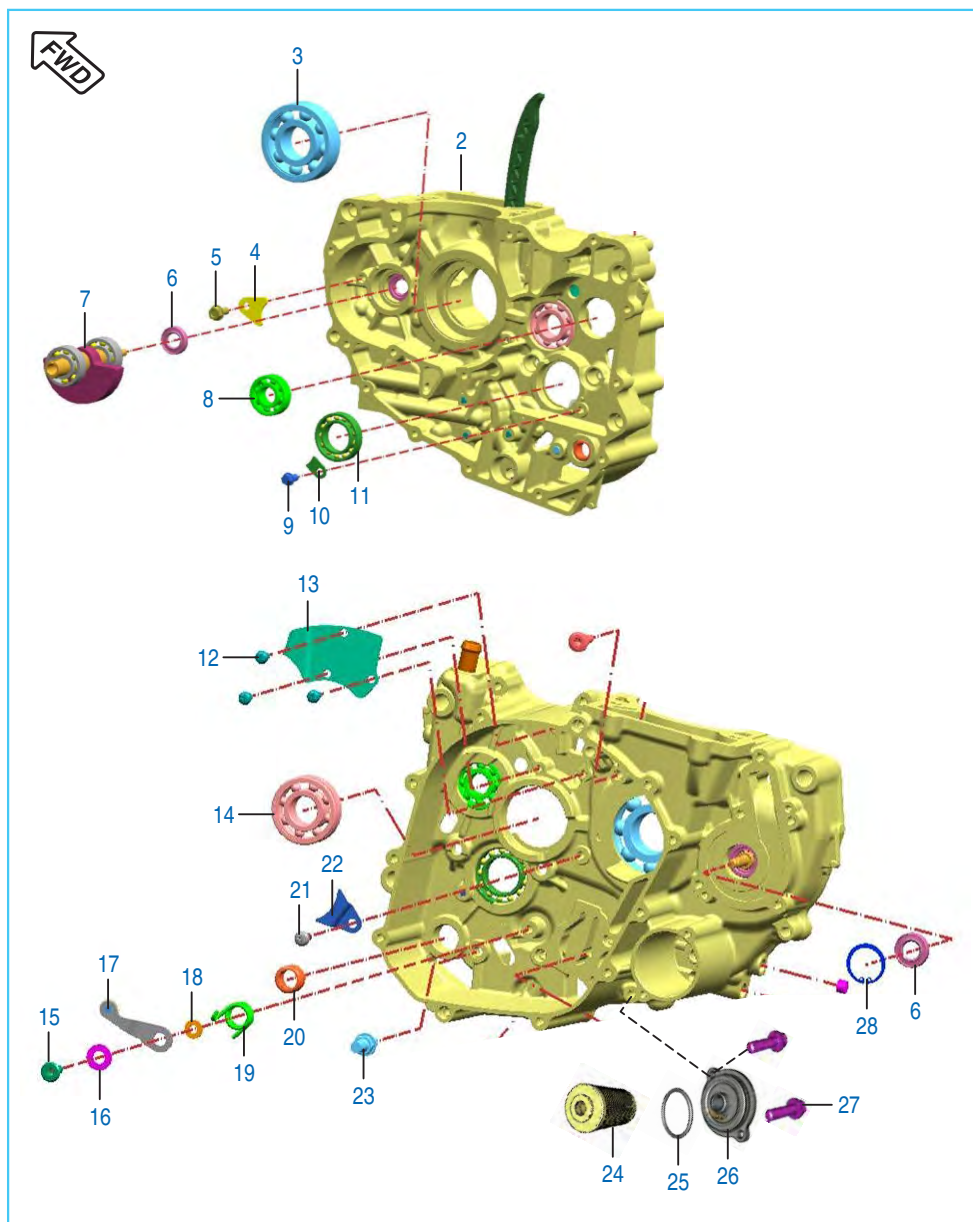
No.	Part No.	Description	Qty.		Remarks
			200 NS	200 AS	
1	JG 5610 11	Drum Complete Gear Shift	1	1	
2	EC 5610 23	Spring Gear Switch Indicator	1	1	
3	39 2606 07	Pin - Parallel	1	1	
4	JG 5610 10	Spacer-Guide Gear Shift	1	1	
5	JG 5612 22	Guide Gear Shift	1	1	
6	LA C000 24	Bolt Socket Head M6X1X20L	1	1	
7	JG 5610 12	Fork Gear Shift Input	1	1	
8	JG 5610 13	Fork Gear Shift Output	2	2	
9	JG 5610 16	Shaft Gear Shift Fork	1	1	
10	JG 5612 25	Shaft Gear Shift Fork Output	1	1	
11	JG 5612 15	Compression Spring	2	2	
12	JG 5610 08	Gear Indicator Pin	1	1	

Gear Change Mechanism



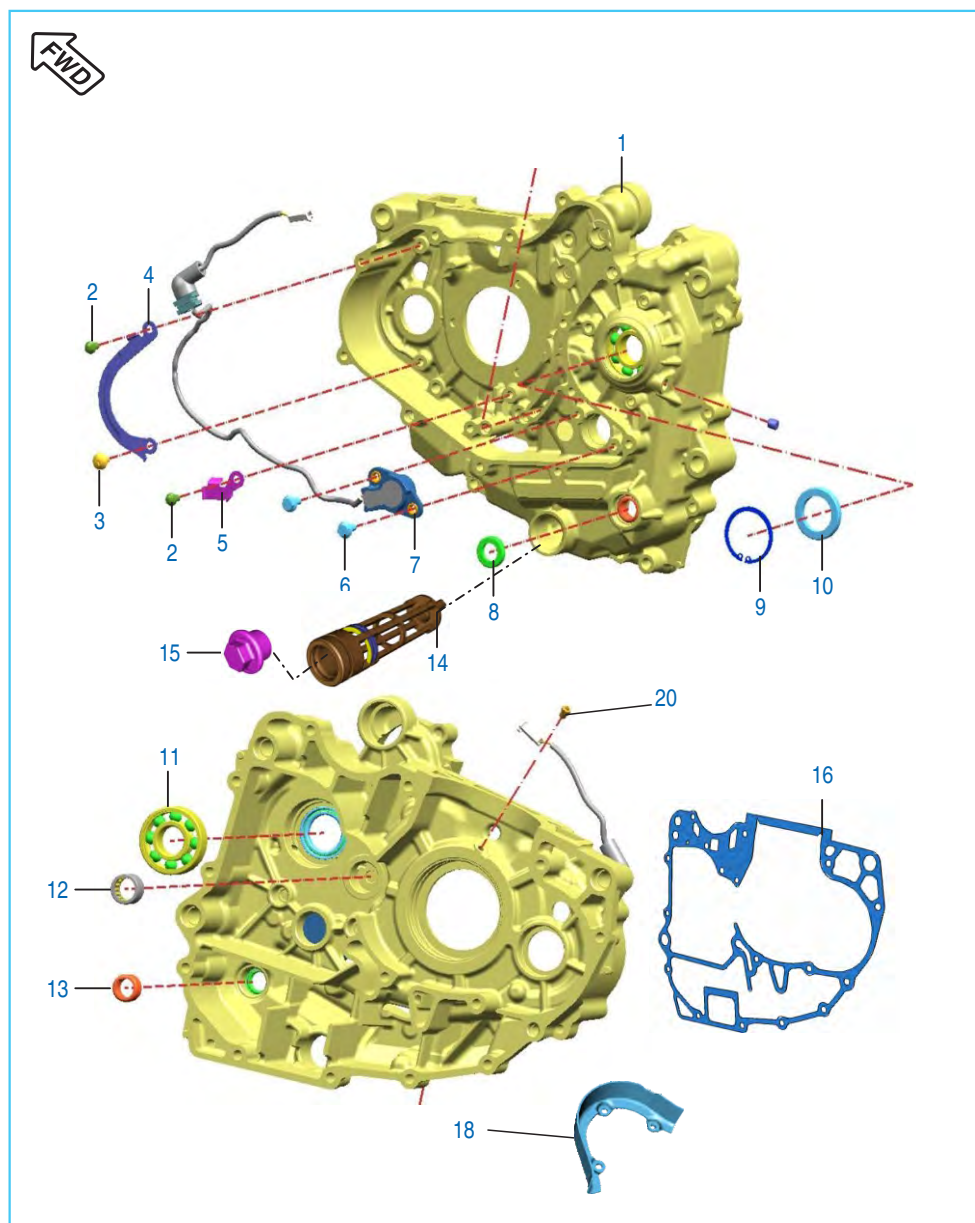
No.	Part No.	Description	Qty.		Remarks
			200 NS	200 AS	
1	JL 5614 01	Assembly Lever Complete Change	1	1	
1a	JL 5612 05	Assembly Shift Lever- Ball Joint	1	1	From Dec'15
2	JL 5614 04	Assembly Lever Change Arm	1	1	
2a	JL 5612 06	Assembly Arm Change Ball Joint	1	1	From Dec'15
3	DH 1015 09	Damper	1	1	
4	JL 5614 05	Rod Tie	1	1	
4a	52 JF00 62	Tie Rod With Nut Assly	1	1	From Dec'15
5	JD 5614 16	Washer - Nylon (Dia6.5Xd15X2.0)	2	2	Till Nov' 15
6	39 0808 08	Pin - Split	2	2	Till Nov' 15
7	JL 5614 07	Boot -Change Arm	1	1	Till Nov' 15
8	JL 5614 08	Boot -Change Lever	1	1	Till Nov' 15
9	39 1902 04	Bolt - Flange :- M6	1	1	
10	JG 5612 00	Lever Gear Shift Assy Comp.	1	-	
	DT 5612 06	Lever Gear Shift Assy Comp.	-	1	
11	JG 5612 15	Compression Spring	1	1	
12	JG 5612 18	Torsion Spring	1	-	
	JG 5612 32	Torsion Spring	-	1	
13	JG 5612 17	Bush-Torsion Spring	1	1	
14	JL 5614 09	Bolt Gear Change Lever	1	1	
15	JL 5614 10	Washer - Steel	1	1	
16	01 1009 05	'O' Ring	2	2	

Engine Assembly / Crankcase RH



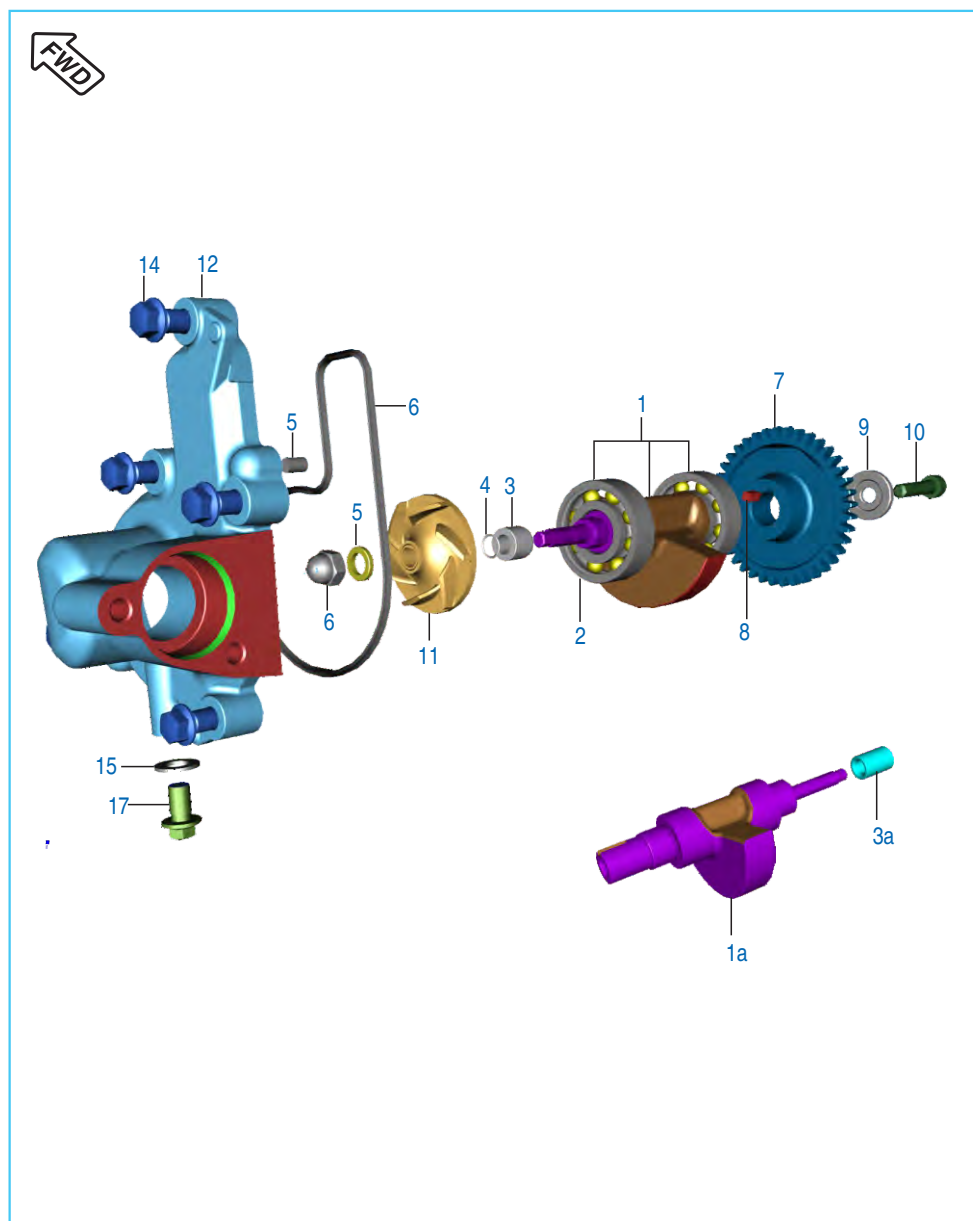
No.	Part No.	Description	Qty.		Remarks
			200 NS	200 AS	
1	JL 5010 03 JL 5010 14 JL 5010 40	Assembly Engine Assembly Engine Assembly Engine	1 1 -	- - 1	N.I. for Argentina
2	36 JL00 04	Kit Asly Crankcase RH	1	1	
3	39 1931 20	Ball Bearing 28 X 68 X 18	1	1	
5	LA D000 77	Bolt Flanged M6x16	1	1	
4	JG 5410 46	Balancer Bearing Stopper	1	1	
6	36 J100 39	Special Shaft Seal Ring (oil)	2	2	
7	JU 5312 15	Balancer Assly.	1	1	
8	39 2602 20	Bearing - Ball 6202/HN3	1	1	
9	AA 1014 37	Screw : Pre-coated	1	1	
10	JG 5410 59	Plate Stopper Bearing Drum	1	1	
11	39 2601 20	Bearing - Ball :- 61905 (25 X 42 X 9)	1	1	
12	LB B000 06	Screw Pan head	3	3	
13	JU 5410 05	Breather Plate	1	1	
14	59 2000 28	Bearing Ball RH	1	1	
15	JG 5612 04	Bolt Drum Stopper	1	1	
16	JG 5612 05	Washer	1	1	
17	JG 5610 09	Stopper Drum Complete	1	1	
18	39 2005 11	Washer	1	1	
19	JG 5612 26	Spring	1	1	
20	39 2562 20	Bearing - Needle Roller :- 13X19X12	1	1	
21	39 0746 01	Screw Pan Cross - M6	1	1	
22	JG 5410 45	Input Shaft Bearing Stopper	1	1	
23	DP 1011 91	Bolt Shifter	1	1	
24	JG 5710 14	Oil Filter	1	1	
25	JG 5710 16	O-Ring	1	1	
26	JE 5412 18 JL 5412 37	Cap Oil Filter (MAGD3) Cap Oil Filter	1 -	- 1	Ref. Cir. IB-82
27	KA DP05 16	Hexagonal Flange Bolt	2	2	
28	LE B000 01	Circlip Internal	1	1	

Crankcase LH



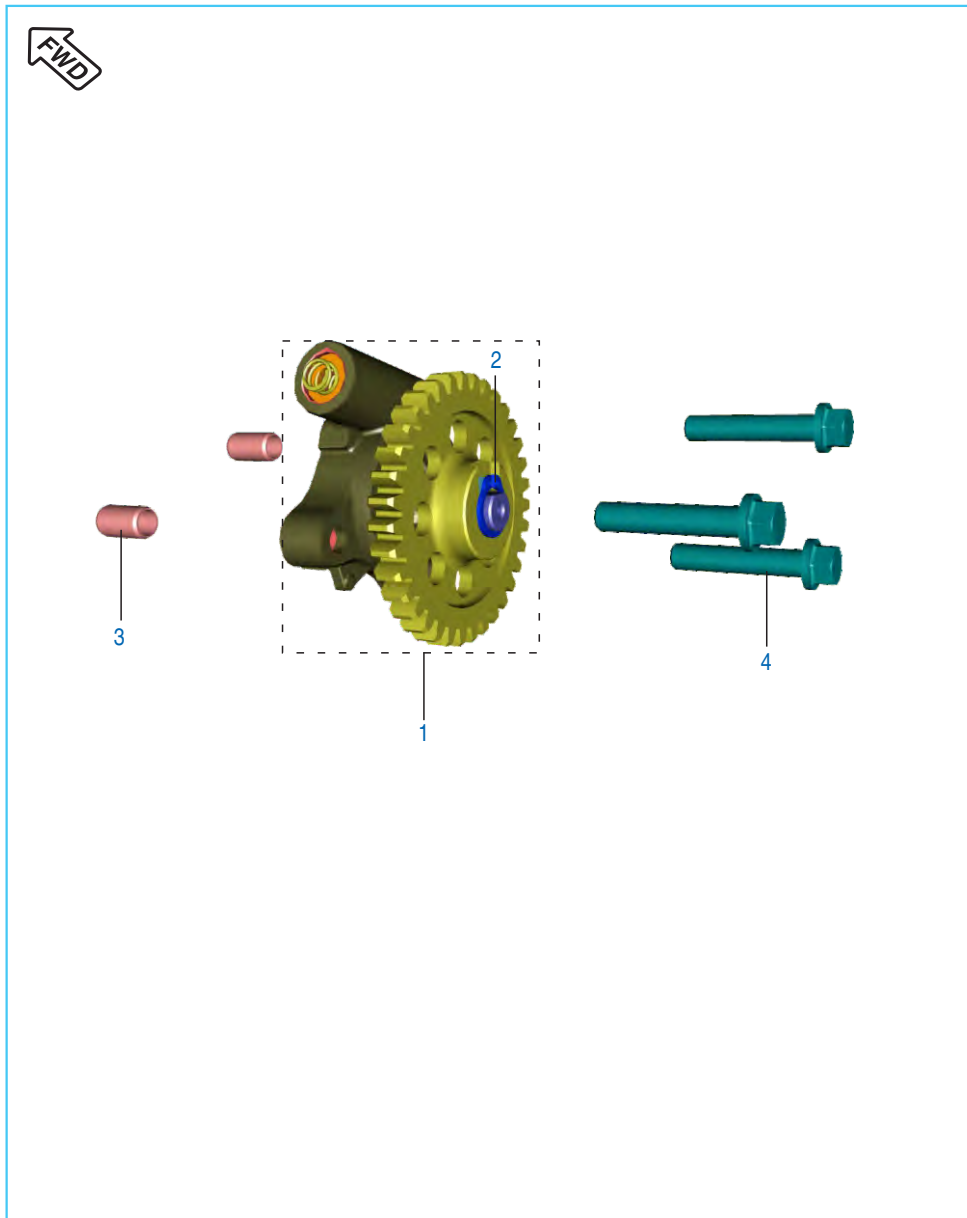
No.	Part No.	Description	Qty.		Remarks
			200 NS	200 AS	
1	36 JL00 03	Kit Assly. Crankcase LH	1	1	
2	LA E000 14	Bolt Flanged	2	2	
3	DH 1013 81	Pre Coated pan Screw	1	1	
4	JG 5410 63	Bracket Harness Upper	1	1	
5	JG 5410 44	Bracket Harness Lower	1	1	
6	39 1773 04	Bolt M-5 x 16	2	2	
7	JL 3518 00	Neutral Indicator Switch	1	1	
8	39 1043 19	Seal Oil	1	1	Gear Change lever
9	KE BA37 15	Circlip Internal	1	1	Output Shaft
10	DG 1014 56	Seal Oil	1	1	Output Shaft
11	59 2000 06	Bearing Ball	1	1	Output Shaft
12	JG 5410 15	Needle Bearing	1	1	Drum
13	39 2562 20	Needle Bearing	1	1	
14	JG 5710 24	Mesh Oil Filter Assly.	1	1	
14a	JY 5710 30	Mesh Stainer Assly	1	1	
15	LJ A000 04	'O' ring Strainer	1	1	N.I.
16	JA 5410 48	Strainer Cap with 'O' Ring	1	1	
17	JG 5410 41	Gasket Crankcase	1	1	
18	36 JL00 14	Kit Engine Gasket	1	1	N.I.
19	JG 5410 58	Chain Guard	1	1	
20	KB BG06 12	Pan Screw Head	3	3	N.I.
21	JG 5410 74	Oil Nozzle	1	1	N.I.
22	KA EQ06 40	Bolt Flange	10	10	
23	LA D000 81	Bolt Flange Pre coated	4	4	
24	39 2181 06	Hollow Pin Dowel	4	4	N.I.

Balancer Idler Gear / Water Pump



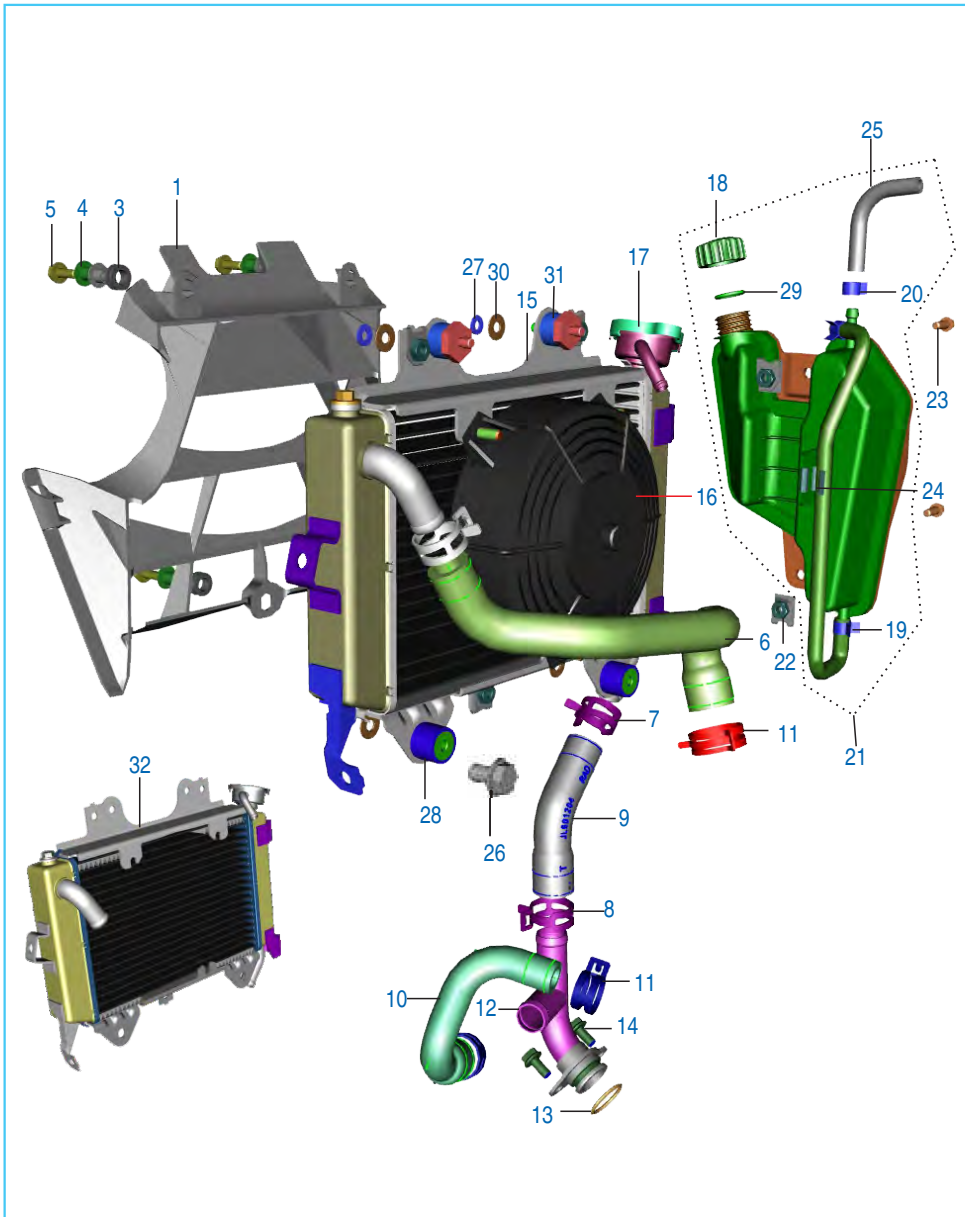
No.	Part No.	Description	Qty.		Remarks
			200 NS	200 AS	
1	JU 5312 13	Balancer Assy	1	—	
	JU 5312 15	Balancer Assy	—	1	
1a	JL 5312 04	Balancer Assy	1	1	Ref. Cir. IB-214
2	59 2000 36	Balancer Bearing (6203/HN3C3D8)	2	2	
3	JG 5312 11	Sleeve Balancer Driven	1	—	
	JG 5312 28	Sleeve Balancer Driven	—	1	w.e.f. Apr. 2013
3a	JL 5312 03	Sleeve Balancer Driven	1	1	Ref. Cir. IB-214
4	JG 5312 12	O Ring Balancer Driven	1	—	
	JG 5312 29	O Ring Balancer Driven	—	1	w.e.f. Apr. 2013
5	JG 5312 15	Washer (2.5MM)	1	1	
6	JG 6010 05	Dome Nut	1	1	
7	JG 5312 07	Gear Balancer Driven	1	1	
8	DS 1011 54	Key	1	1	
9	DH 1010 48	Washer - Special :- Camshaft	1	1	
10	DK 1013 86	Pre-coated Soc Hd Cap Bolt M8X40	1	1	
11	JG 6010 13	Water Pump Rotor	1	1	
12	JL 6010 05	Cover Water Pump	1	1	
13	JG 6010 12	O-Ring (Water Pump Cover)	1	1	
14	KA EQ06 20	Bolt Hexagonal	5	—	
	KA EQ06 20	Bolt Hexagonal	—	5	
15	39 1665 11	Washer - Seal :- 6	1	1	
16	39 2606 07	Pin - Parallel	2	2	N.I
17	KA DQ06 06	Hex Bolt Flange Pre-coated	1	1	

Oil Pump



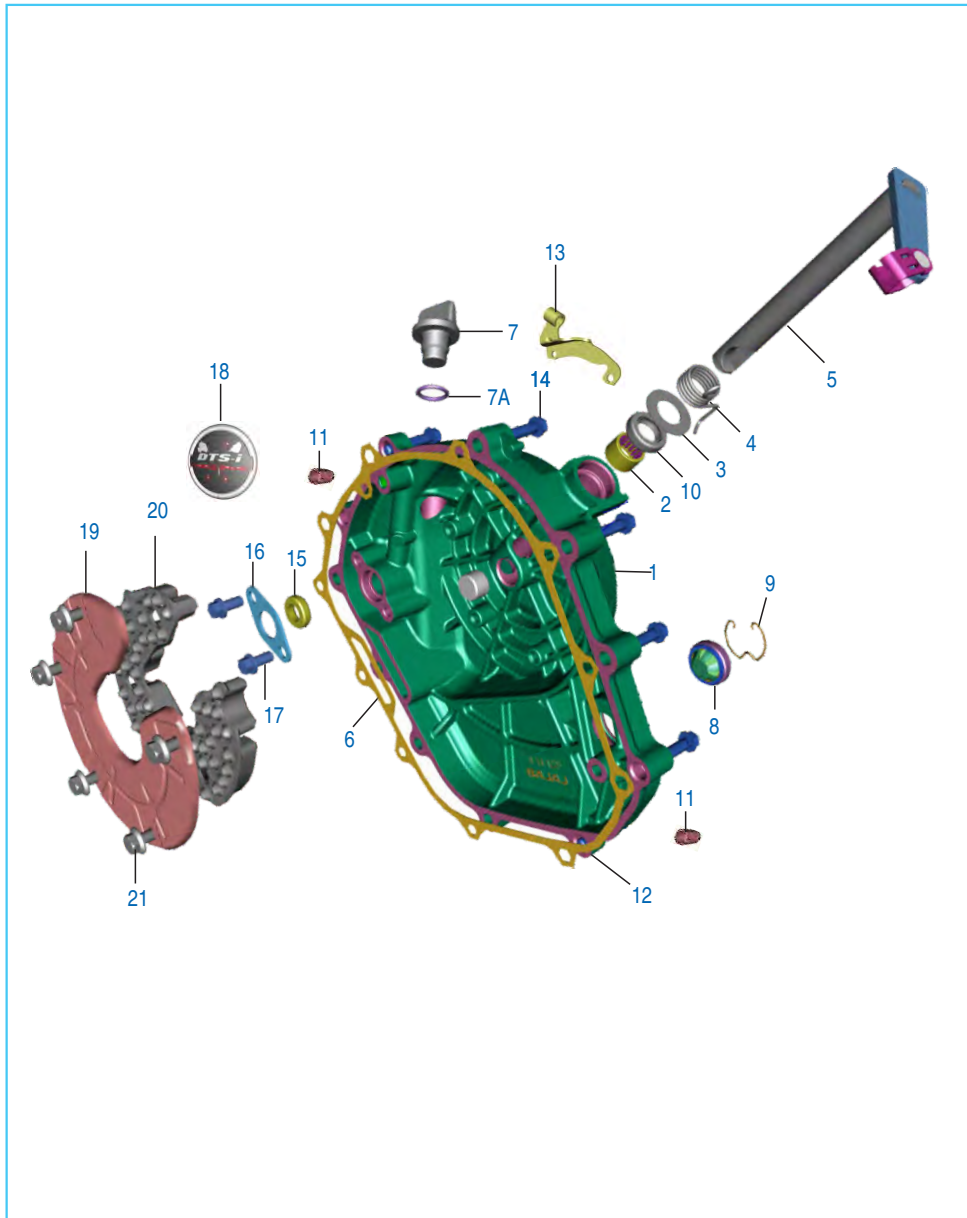
No.	Part No.	Description	Qty.		Remarks
			200 NS	200 AS	
1	JU 5710 00	Oil Pump Assy Comp	1	1	
2	KE AA10 10	Circlip	1	—	
	KE AB10 10	Circlip	—	1	
3	39 0999 06	Pin - Hollow Dowel	2	2	
4	LA E000 18	Bolt Flanged M6X1X30L-Precoated	3	3	

Radiator



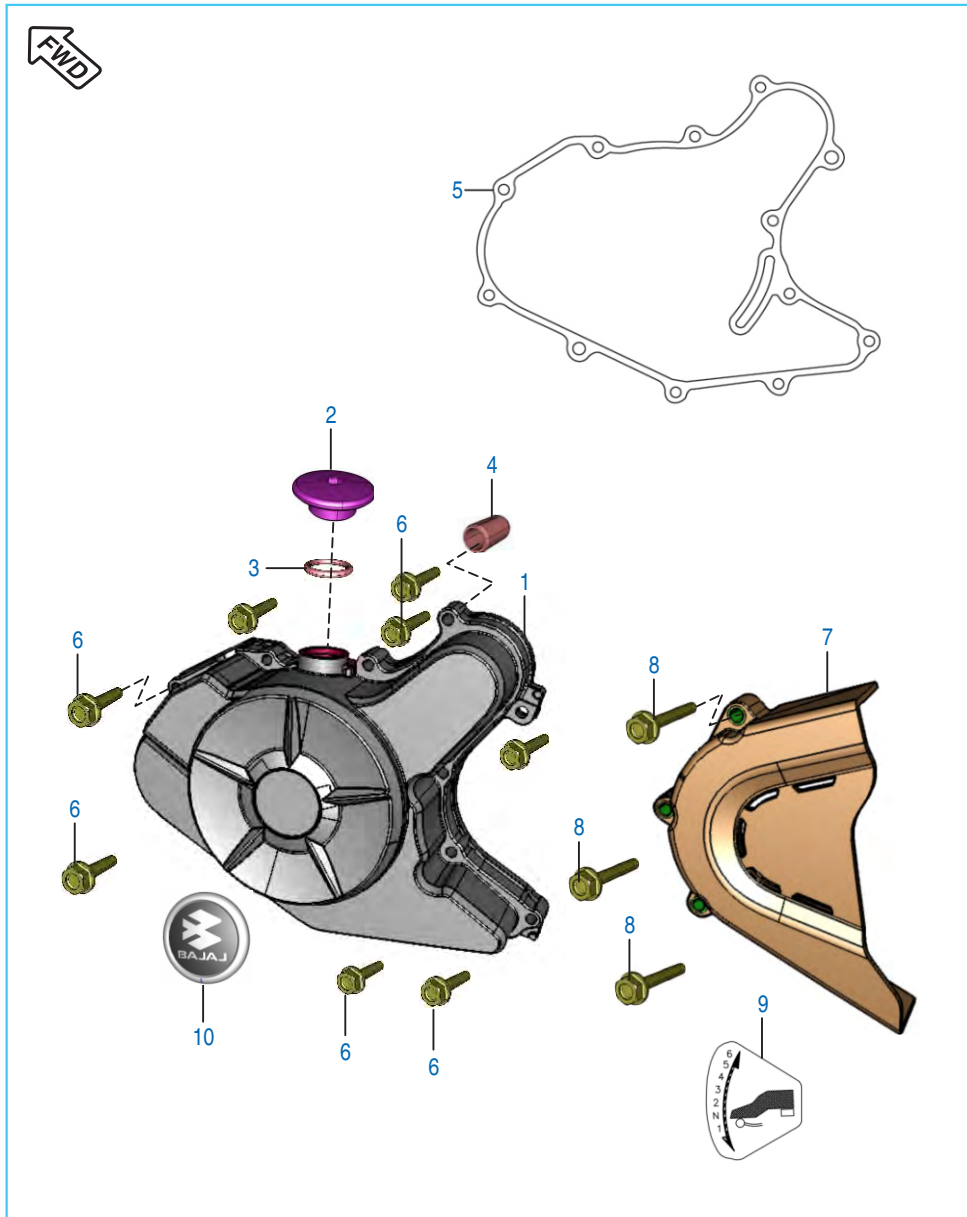
No.	Part No.	Description	Qty.		Remarks
			200 NS	200 AS	
1	JL 6012 10	Cowl Radiator	1	1	
2	DJ 1810 65	Nut - Clip :- M6	3	3	
3	JL 1812 56	Grommet For Radiator Cowl	3	3	
4	JL 6012 31	Sleeve Cowl Mounting	3	3	
5	39 1944 04	Bolt-Flange Dia-06 L-12	3	3	
6	JL 6010 00	Hose Thermostat To Radiator	1	1	
7	JG 6012 34	Clamp Radiator Pipe	2	2	
8	JG 6012 09	Clamp Radiator Pipe Dia 19.8	2	2	
9	JL 6012 20	Coolant Hose Radiator To T	1	1	
10	JL 6012 19	Hose By Pass To Pump	1	1	
11	JL 6012 12	Clamp Radiator Dia 19	1	1	
12	JL 6012 28	Coolant Pipe T Assembly	1	1	
13	LJ A000 05	O-Ring Coolant Pipe	1	1	
14	DJ 1013 02	Bolt - Hexagon Head	2	2	alternate
15	JL 6012 00	Radiator Assly	1	1	
16	JG 6012 37	Radiator Fan	1	1	
17	JG 6012 35	Pressure Cap Radiator (Metallic)	1	1	
18	JG 6012 11	Cap Expansion Tank	1	1	
19	JL 6012 15	Clamp -Expansion Tank	2	2	
20	JG 1710 29	Spring Band Clip 10 Mm	3	3	
21	JL 6012 35	Expansion Tank Assly.	1	1	
22	DJ 1810 65	Nut - Clip :- M6	2	2	
23	KA DF06 16	Bolt - Flanged	2	2	
24	JL 6012 27	Hose -Expansion Tank	1	1	
25	JL 6012 14	Hose -Expansion Tank Top	1	1	
26	LA D000 40	Bolt Flange M6 - 6L	3	3	
27	39 2704 11	Washer Spring	4	4	
28	JG 5810 14	Silent Block	4	4	
29	JG 6012 30	O Ring Expansion Tank	1	1	
30	39 2704 11	Plain Washer	4	4	
31	JL 6012 16	Rubber Damper Radiator Mtg.	2	2	
32	JL 6012 34	Radiator Core	1	1	

Cover Clutch



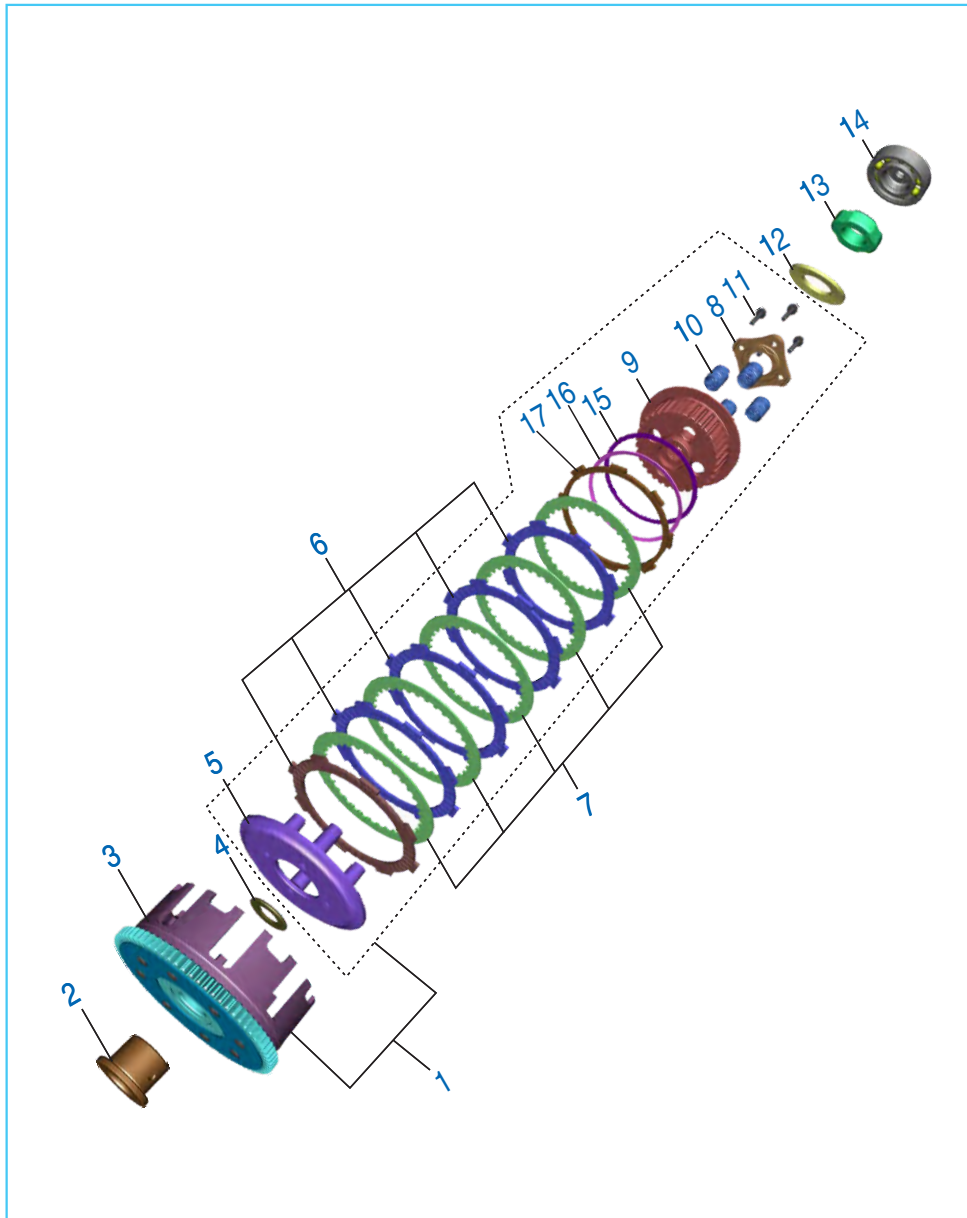
No.	Part No.	Description	Qty.		Remarks
			200 NS	200 AS	
1	52 JL00 73	Kit Asly Clutch Cover	1	—	With Nozzle, NRB, Jet Ref. Cir. IB-82
	52 JL01 43	Clutch Cover Assly (Semi Finished MAGD3)	1	—	
	DT 5412 12	Assly Cl Cover	—	1	
2	39 1990 20	Bearing - Needle	1	1	
3	LD B000 20	Washer 12.5X24X0.8T	1	1	
4	JG 5510 17	Spring	1	1	
5	JG 5510 15	Shaft Clutch Release Assy	1	—	
	DT 5410 19	Shaft Clutch Release Assy	—	1	
6	JU 5514 01	Rod Push	1	1	
7	JG 5412 30	Cap Oil Filling	1	1	
7A	39 1537 21	Ring 'O'	1	1	
8	DG 1014 18	Gauge	1	—	
	JL 5412 27	Window Oil Gauge	—	1	
9	DS 1012 15	Clip - Wire	1	1	
10	39 1041 19	Seal - Oil	1	1	
11	39 0999 06	Pin - Hollow Dowel	2	2	
12	JL 5412 07	Gasket Clutch Cover	1	1	
13	JL 5412 10	Bracket Clutch Cable	1	—	
	JL 5412 46	Bracket Clutch Cable	—	1	
14	KA DQ06 30	Bolt Flanged	11	—	
	KA EQ06 30	Bolt Flanged	—	11	
15	39 1046 19	Seal - Oil	1	1	
16	JG 5412 31	Plate -position	1	1	
17	AA 1014 37	Bolt M6	2	2	
18	JL 5412 22	Decal Triple Spark	1	1	
19	JL 5412 30	Damper Clutch Cover	1	1	
20	JL 5412 31	Plate Damper Clutch Cover	1	1	
21	DH 1013 88	Bolt M5 X 10	5	5	
22	JL 5412 18	Jet	1	1	

Cover Magneto



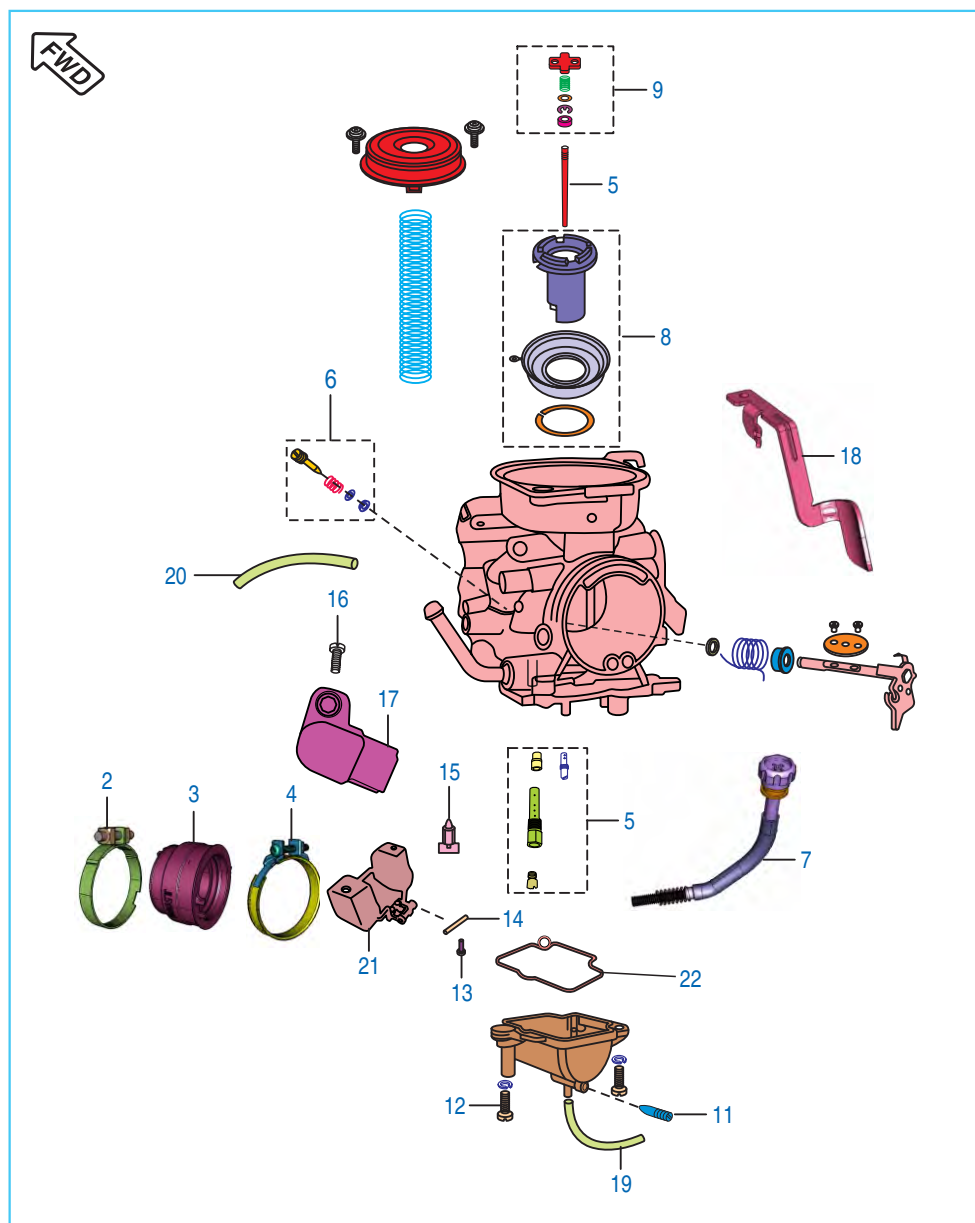
No.	Part No.	Description	Qty.		Remarks
			200 NS	200 AS	
1	JL 5412 20	Cover Magneto	1	—	Ref. Cir. IB-82 For Argentina
	52 JL02 07	Cover Magneto (Semi Finished MAGD3)	1	1	
	JL 5412 24	Cover Magneto	1	—	
	JL 5412 43	Magneto Cover Assly	—	1	
2	JL 5412 45	Cap TDC Finder	1	1	
3	30 1011 95	Ring - O	1	1	
4	39 0999 06	Pin - Hollow Dowel	2	2	
5	JL 5412 08	Gasket Magneto Cover	1	1	
6	KA DQ06 30	Bolt Flanged	9	—	
	KA EQ06 30	Bolt Flanged	—	9	
7	JL 5412 03	Cover LH RR	1	1	
8	KA EQ06 45	Hex Headed Bolt Flange	3	3	
9	JL 2330 15	Gear Shift Label-6 Speed	1	1	
10	JL 5412 23	Decal 'Bajaj logo'	1	1	

Clutch Assy



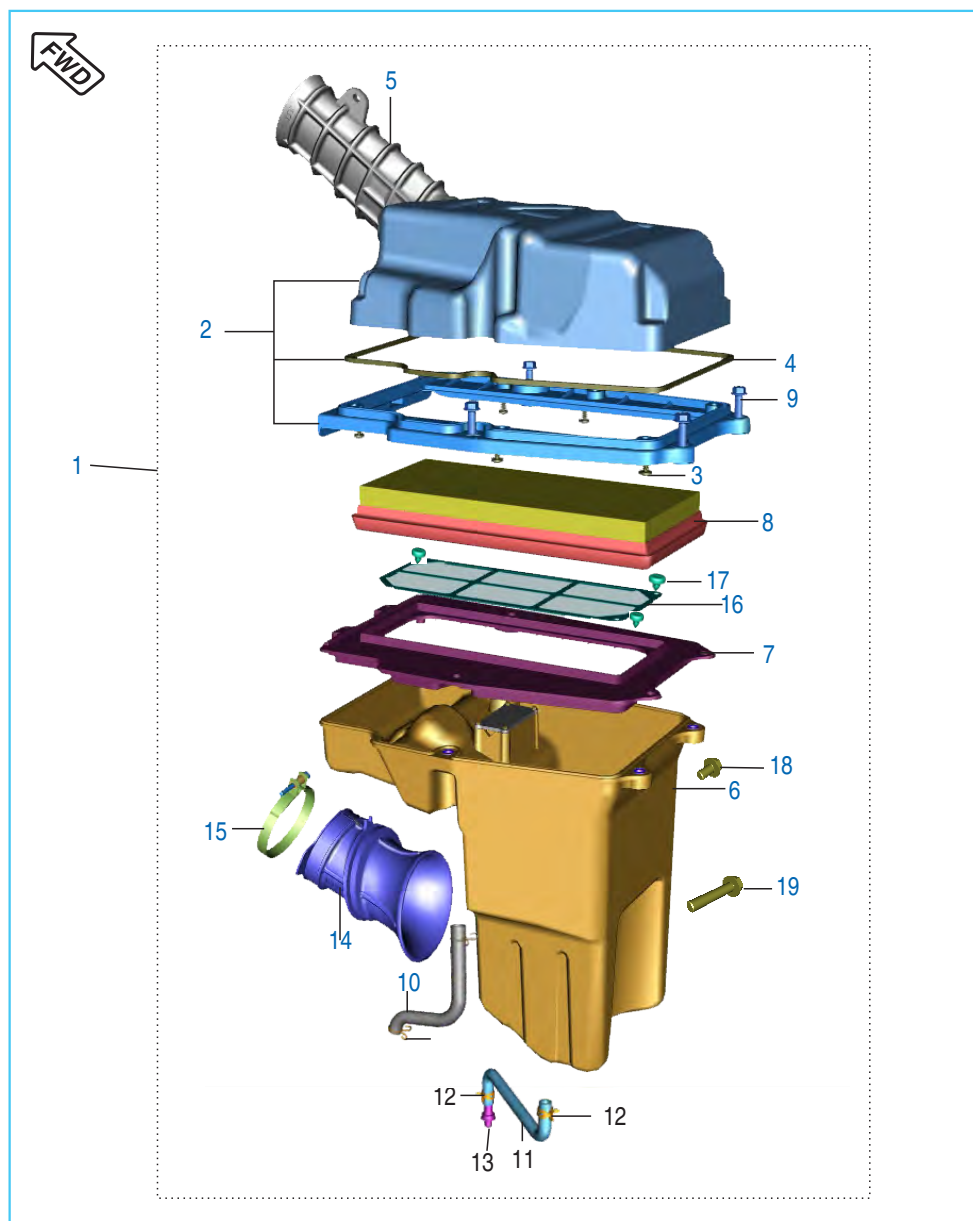
No.	Part No.	Description	Qty.		Remarks
			200 NS	200 AS	
1	JU 5514 04	Clutch Assy Comp	1	—	N.I
	DT 5514 00	Clutch Assy Comp	—	1	
2	JG 5514 27	Collared Bush	1	1	
3	36 JL00 05	Kit Set Primary Drive & Driven Gear	1	1	
4	JG 5514 28	Washer Clutch	1	1	
5	JG 5514 49	Plate (Wheel Clutch)	1	—	
	DT 5514 02	Clutch Pressure Plate	—	1	
6	36 JU00 02	Kit Friction Plate	1	1	
7	JG 5514 47	Pressure Plate	5	5	
8	JG 5514 43	Clutch Holder	1	—	
	DT 5514 01	Clutch Center	—	1	
9	JU 5514 06	Clutch Center_G2	1	1	
10	JU 5514 02	Spring -Clutch	4	—	
	DT 5514 03	Spring -Clutch	—	4	
11	JG 5514 51	Bolt Sh 6*22	4	4	
12	39 2200 11	Washer - Plain (Primary Drive Gear)	1	1	
13	DH 1016 48	Nut Clutch Center Lock (Pre-coated)	1	1	
14	JG 5514 23	Clutch Lifter Bearing	1	1	
15	DP 1012 43	Plate Judder Spring	1	—	
16	DP 1011 14	Spring Anti Judder	1	—	

Carburettor



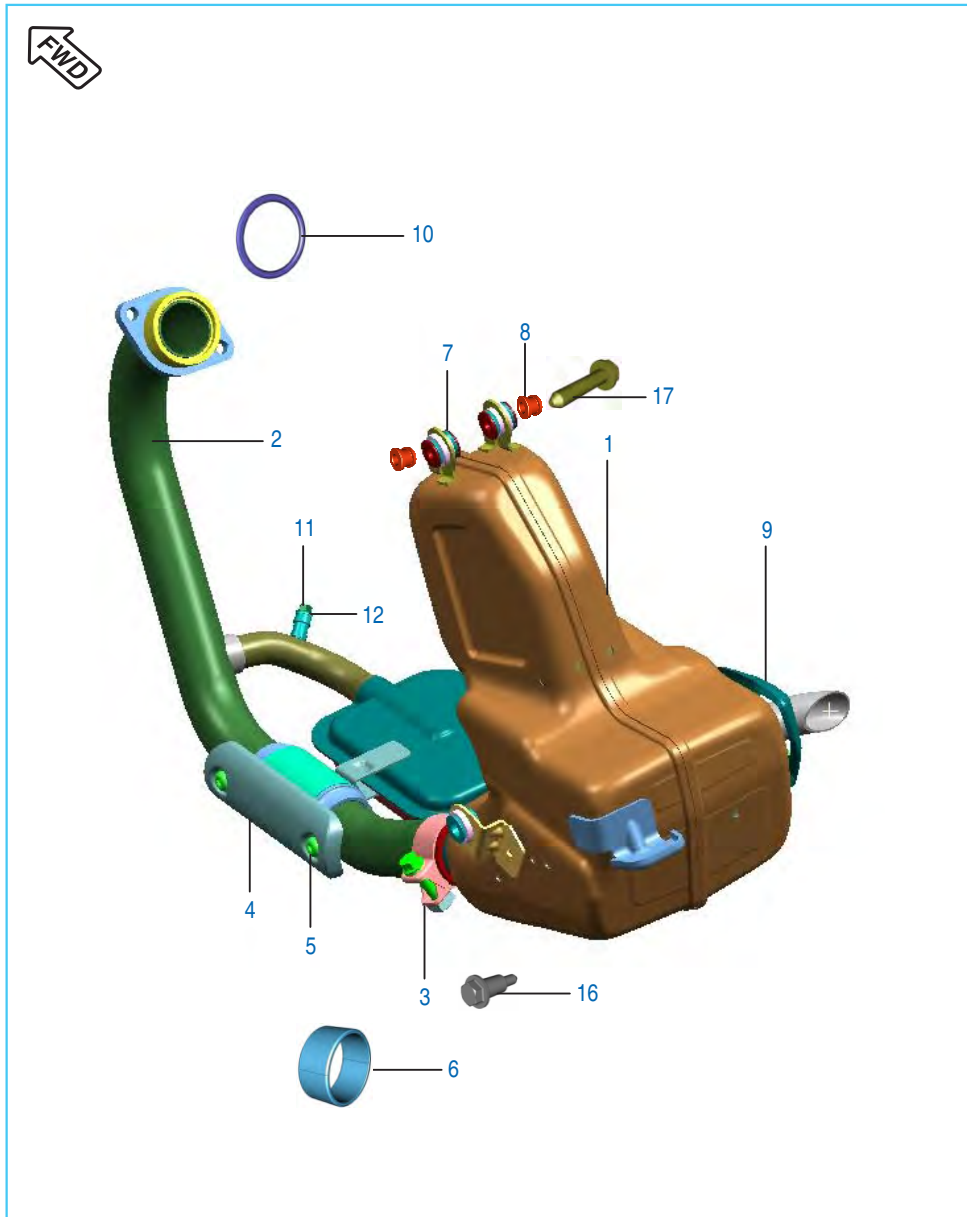
No.	Part No.	Description	Qty.		Remarks
			200 NS	200 AS	
1	JL 5812 01	Carburettor	1	1	
2	JL 5813 00	Clamp (Duct Carburettor)	1	1	
3	JL 5110 16	Insulator Rubber	1	1	
4	JL 5810 27	Clamp	1	1	
5	36 JL00 19	Kit Jet P200	1	1	Refer Page No. 109
6	36 JL00 20	Kit VC Screw P200	1	1	Refer Page No. 109
7	36 JL00 21	Kit Idling Screw	1	1	Refer Page No. 109
8	36 JL00 22	Kit Piston Valve P200	1	1	Refer Page No. 109
9	36 JL00 24	Kit Jet Needle Hardware P200	1	1	Refer Page No. 109
10	36 JL00 23	Kit Gasket / O-ring P200	1	1	Refer Page No. 109
11	JA 5813 14	Drain Screw	1	1	
12	CB 1210 42	Float Chamber Screw	2	2	
13	DH 1210 64	Screw Needle Shaft	1	1	
14	DH 1210 63	Float Needle	1	1	
15	DK 1210 47	Needle Assly.	1	1	
16	39 1780 01	Screw Pan - M5	2	2	
17	JD 3518 00	TPS Assly.	1	1	
18	JL 5812 04	Choke Lever	1	1	
19	JL 5812 05	Tube Drain Carb.	1	1	
20	JL 5812 06	Tube Breather	1	1	
21	DK 1210 45	Float Assembly	1	1	
22	36 JE00 22	Kit O Ring & Gasket	1	1	

Air Cleaner Complete



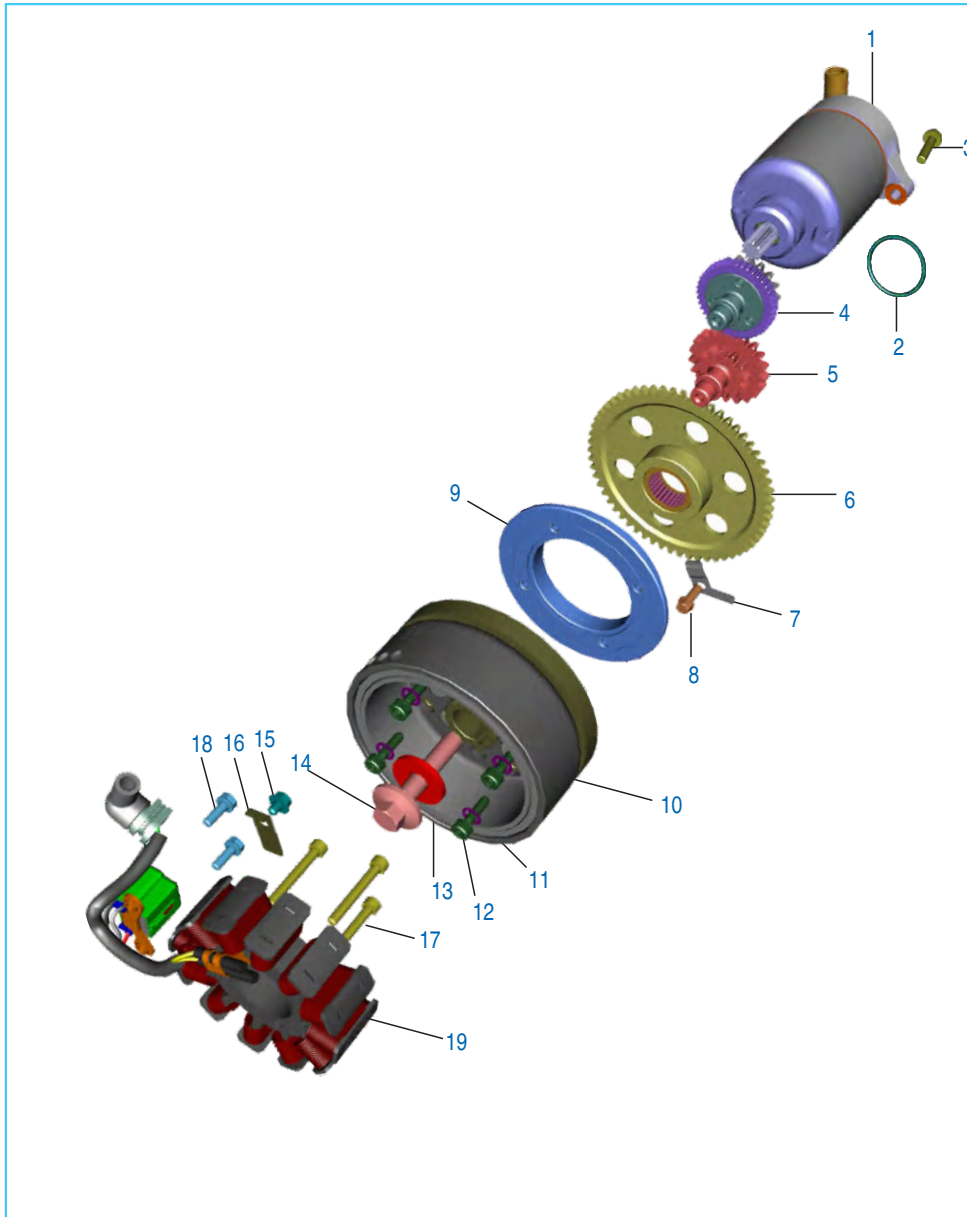
No.	Part No.	Description	Qty.		Remarks	
			200 NS	200 AS		
1	JL 5810 50	Air Filter Assembly	1	1		
2	JL 5810 23	Assembly Top Cover	1	1		
3	LB B000 04	Screw Cross Pan Hd Bt6*11L	6	6		
4	JL 5810 25	Seal Top Cover	1	1		
5	JL 5810 07	Entry Duct	1	1		
6	JL 5810 24	Assembly Bottom Cover	1	1		
7	JL 5810 18	Plate Air Filter Mounting	1	1		
8	JL 5810 09	Filter Element	1	1		
9	KA EM06 22	Bolt-Flange	4	4		
10	JL 5810 16	Tube Breather Assly	1	1		
11	JL 5810 15	Tube Drain Assembly	1	1		
12	DG 1210 02	Clamp	2	2		
13	DS 1211 26	Plug	1	1		
14	JL 5810 10	Tube Connecting	1	1		
15	AP 1210 64	Clamp	1	1		
16	JL 5810 04	Flame Arrester	1	1		
17	KB QA35 06	Screw Tapping Pan Slotted	3	3		
18	KA DM06 10	Bolt Flange M6-L10mm	1	1		RH Mounting
19	KA DA06 30	Bolt Flange M6-L33mm	1	1		RH Mounting
20	39 0239 11	Plain Washer	2	—		N.I. RH Mounting
	LD B000 23	Plain Washer	—	2		

Silencer Assembly



No.	Part No.	Description	Qty.		Remarks
			200 NS	200 AS	
1	JL 5910 52	Assembly Muffler	1	1	
2	JL 5910 48	Pipe Exhaust A Assly	1	1	
3	JG 5910 38	Band Clip	1	1	
4	JL 5911 44	Shield Catalytic Converter	1	1	
5	DH 1016 07	Truss Screw	4	4	
6	JG 5910 39	Gasket Muffler Pipe-A	1	1	
7	JG 5910 96	Bush Silencer Mounting	4	4	
8	JG 5910 97	Damper Silencer Mounting	4	—	
	JL 5911 65	Damper Silencer Mounting	—	4	
9	JL 5910 75	Heat Shield	1	1	
10	JG 5910 70	Gasket Exhaust	1	1	
11	KA DA05 10	Bolt Hex	1	1	
12	39 2492 11	Plain Washer	1	1	N.S
13	JG 5910 53	Damper Silencer Mounting	4	4	
14	KA DQ06 25	Bolt M6	2	2	
15	JG 5910 88	Clip Nut M6	2	2	
16	JL 5910 86	Bolt Stepped	2	2	
17	JL 5911 48	Bolt Hex Flange	2	—	
	KA DA 06 30	Boite Flanged	—	2	
18	39 2304 04	Bolt	2	2	N.I.
19	JL 5911 57	Sleeve Bottom	2	2	

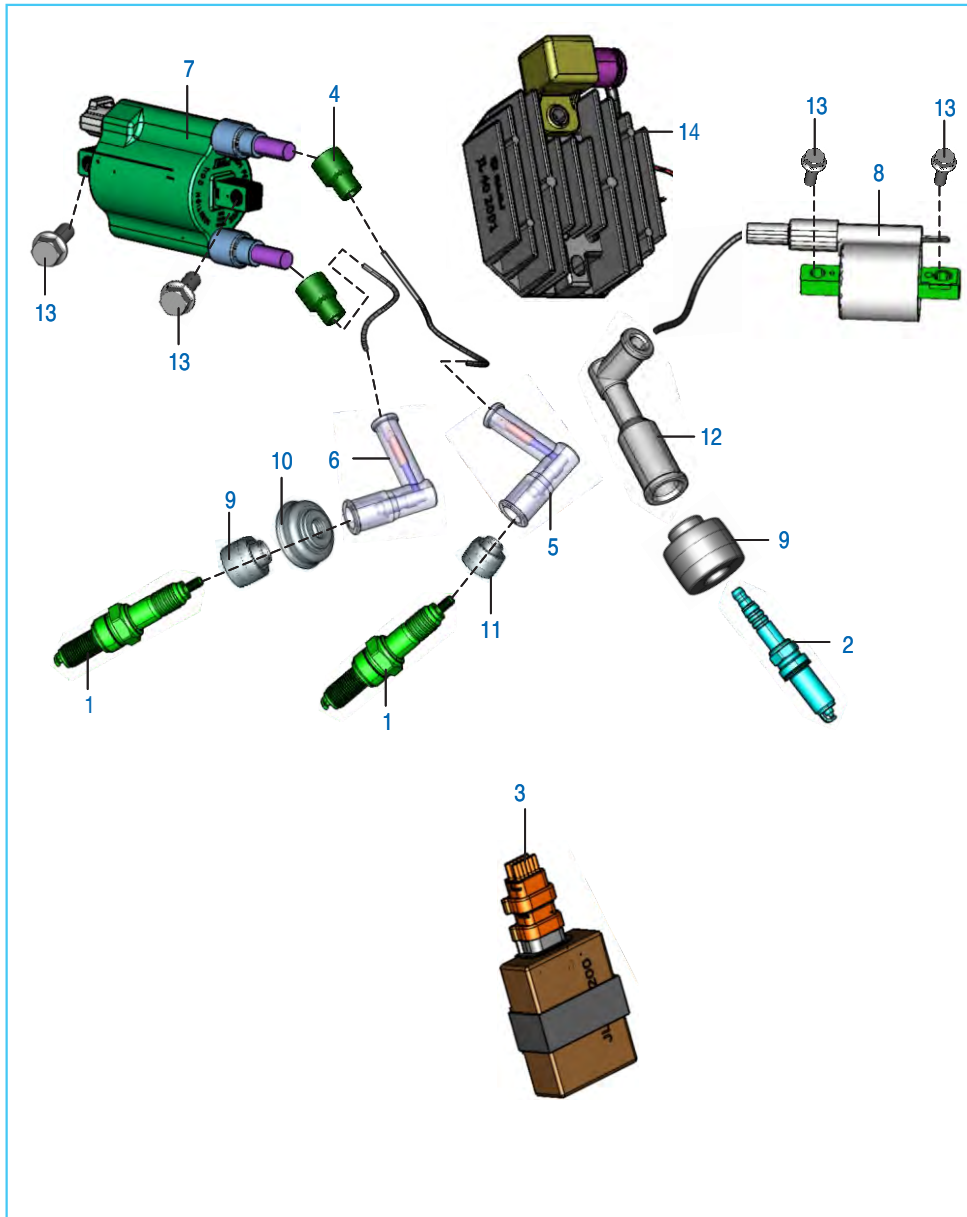
Starter Assembly



Front Wheel Direction

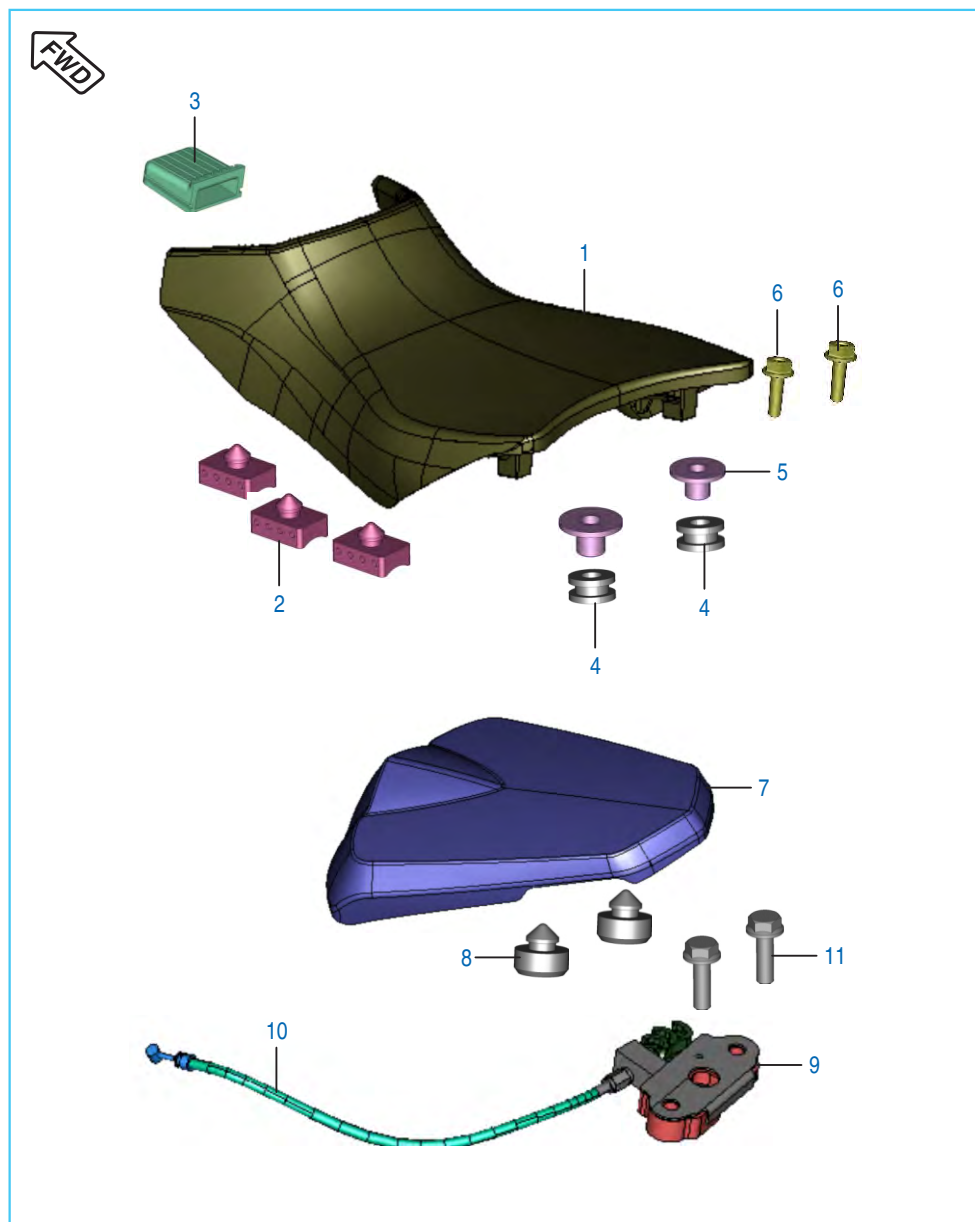
No.	Part No.	Description	Qty.		Remarks
			200 NS	200 AS	
1	JL 3516 00	Starter Motor Assly	1	1	
2	JA 3516 27	'O' Ring Starter motor	1	1	
3	KA Dq06 25	Bolt M6 Moto Mtg.	1	1	
4	JG 6214 13	Gear Starter Counter 2 Assly	1	1	
5	JG 6214 12	Gear Starter Counter 1	1	1	
6	JG 6214 17	Assly Gear Starter Cutch	1	1	
7	JG 5410 43	Retainer Gear Starter	1	1	
8	39 1672 04	Bolt Flanged	1	1	
9	JG 3510 19	Body Complete Starter Clutch	1	1	
10	JL 3510 09	Rotor Assly W/O Clutch	1	1	
11	39 0849 14	Washer - Lock :0 Toothed	4	4	
12	DH 1013 89	Pre-coated Screw	4	4	
13	39 2165 11	Plain Washer	1	—	
	LD B000 10	Plain Washer	—	1	
14	DH 1013 96	Bolt Flanged	1	1	
15	LA E000 16	Bolt Flanged M5 X 13L	1	1	
16	DH 1011 99	Plate Stopper(Wiring Harness)	1	1	
17	DK 1012 84	Hex Socket Head Screw	3	3	
18	LA E000 10	Bolt Flanged M5 X 13 L	2	2	
19	JL 3510 38	Stator Assly Compl.	1	1	
	JL 3510 32	Stator Assly Compl.	1	—	For Argentina

Magneto, CDI & H.T. Coil



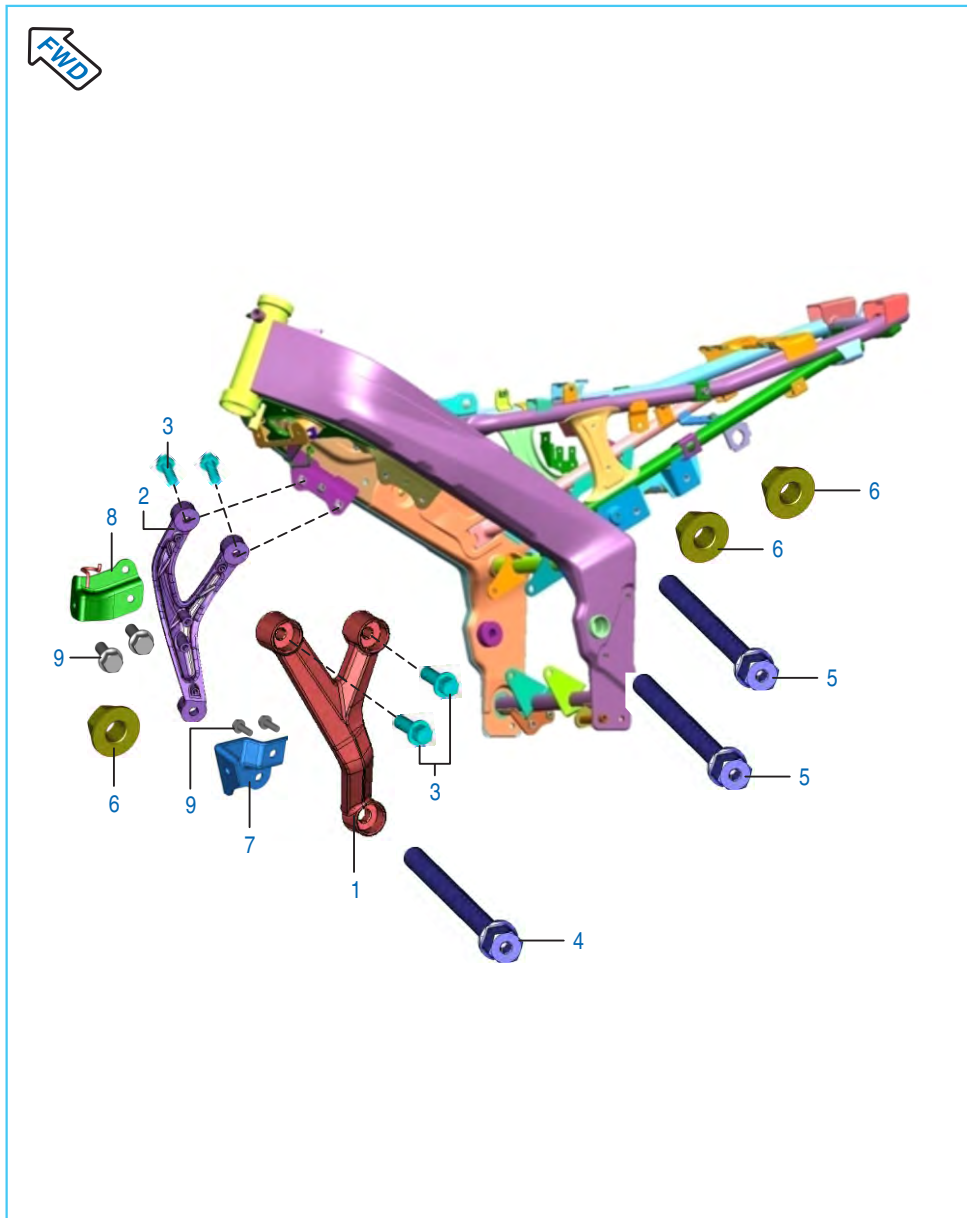
No.	Part No.	Description	Qty.		Remarks
			200 NS	200 AS	
1	DK 1110 28	Spark Plug RG6HC	2	2	
2	JG 3512 09	Ignition Spark Plug	1	1	
3	JL 3512 00	DC CDI With Sealed Coupler	1	—	
	JL 3512 41	DC CDI With Sealed Coupler	—	1	
4	DD 1110 12	Grommet For H. T. Cable	2	2	
5	JD 3512 07	Spark Plug Cap	1	1	
6	AN 1110 15	Spark Plug Cap	1	1	
7	JL 3512 01	Ignition Coil with Cable LH	1	—	Twin Output
	JL 3512 32	Coil HT	—	1	
8	JL 3512 02	Ignition Coil with Cable RH	1	—	
	JL 3512 30	Coil HT	—	1	
9	DH 1110 13	Grommet - Spark Plug	2	2	
10	DH 1110 16	Grommet - Sleeve Spark Plug	1	1	
11	DD 1110 11	Grommet - Spark Plug Cap	1	1	
12	DK 1110 11	Cap Spark Plug	1	1	
13	39 1944 04	Bolt - Flanged	4	4	
14	JL 4020 01	Regulator Assly	1	1	
	JL 4020 02	Regulator Assly	1	—	For Argentina

Seat Assembly / Seat Lock



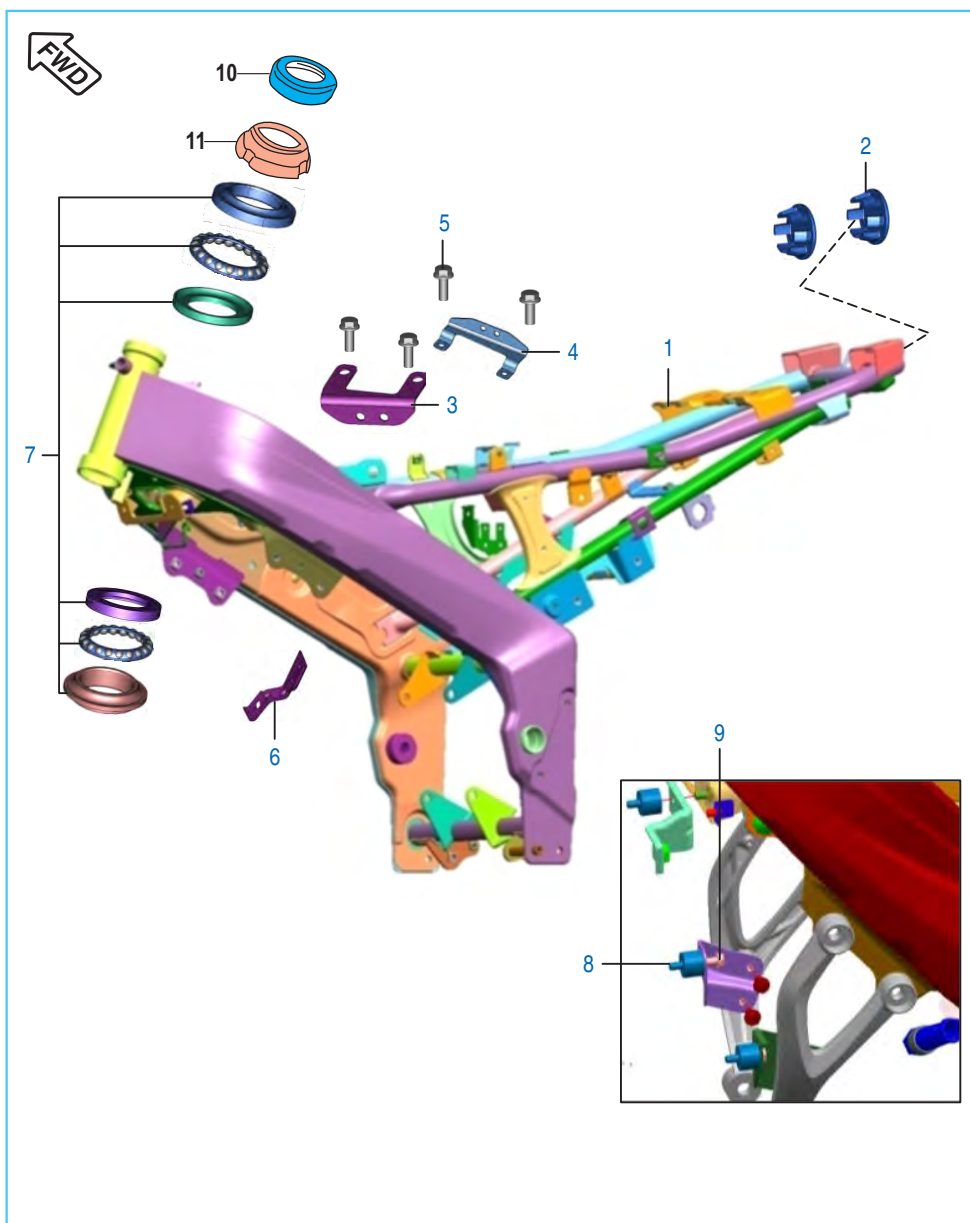
No.	Part No.	Description	Qty.		Remarks
			200 NS	200 AS	
1	JL 1910 01	Seat Assy Comp Front	1	1	Refer Page No.107
2	36 JL00 13	Kit Damper For Seat	1	1	
3	DK 2110 07	Damper Seat Front	1	1	
4	JG 1910 08	Collar -Seat	2	2	
5	FD 2110 06	Grommet - Seat	2	2	
6	DS 1612 87	Flange Bolt - M6	2	2	
7	JL 1910 04	Seat Assy Comp Rear	1	1	
8	JD 1910 06	Damper Round	2	2	
9	JG 2326 01	Lock Assy Seat Rear	1	1	
10	JG 2326 06	Seat Lock Cable	1	1	
11	39 1913 04	Bolt - Flanged	2	—	Ref. Cir IB-82
	KA DE06 20	Bolt Flanged	2	—	
	KA DF06 22	Bolt Flanged	—	2	

Engine Mountings



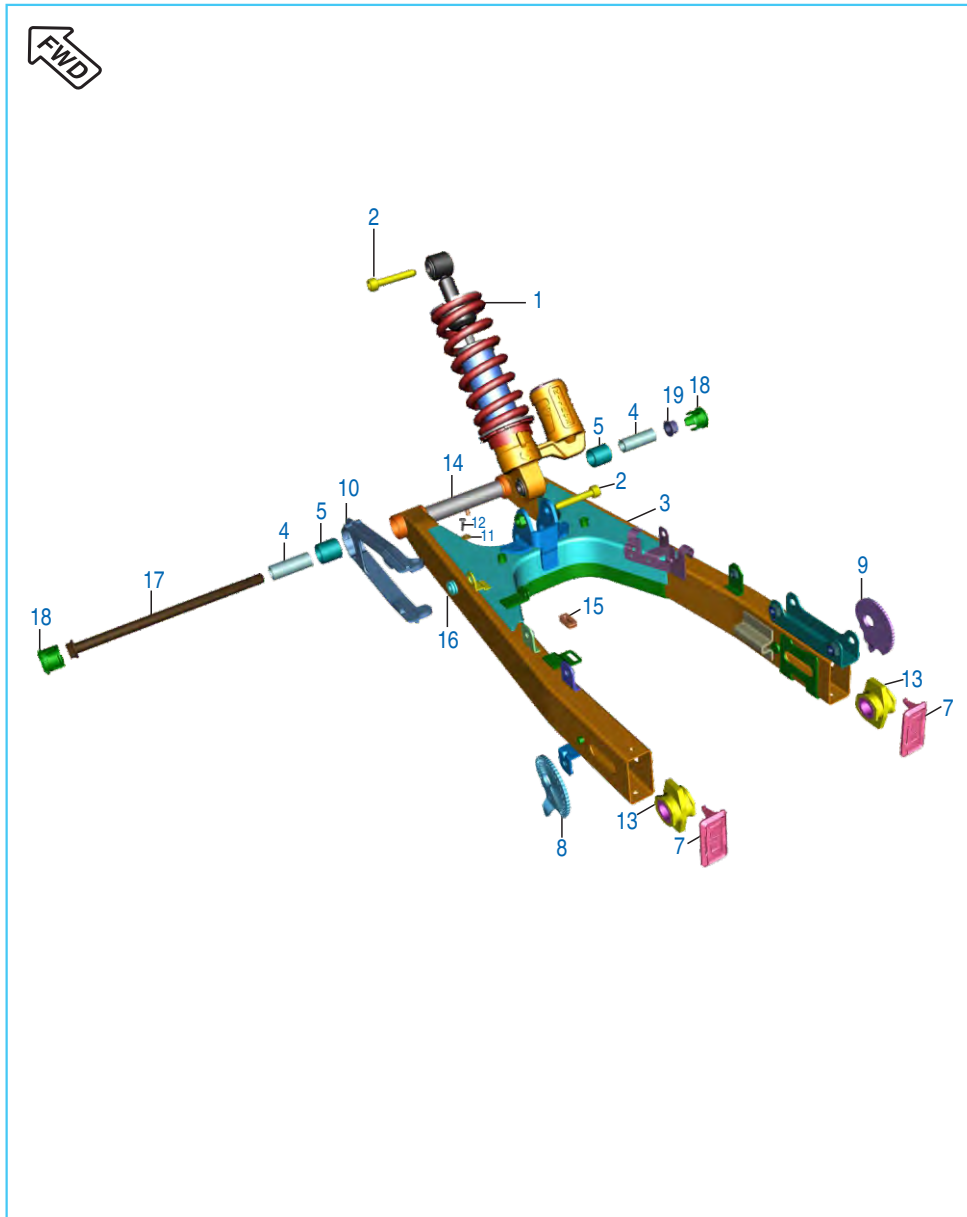
No.	Part No.	Description	Qty.		Remarks
			200 NS	200 AS	
1	56 JL06 01	Engine Stay LH	1	1	
2	56 JL07 01	Engine Stay RH	1	1	
3	39 1956 04	Bolt - Flanged Small	4	4	
4	JL 1110 54	Engine Mtg Bolt Front	1	1	
5	JA 1134 03	Flanged Bolt M10X110	2	2	
6	39 2723 15	Nut Flanged M10	2	2	
7	JL 1110 92	Bkt. Radiator Lower LH	1	1	
8	JL 1110 93	Bkt. Radiator Lower RH	1	1	
9	39 1062 04	Bolt Flanged	4	4	

Frame and Frame Fittings



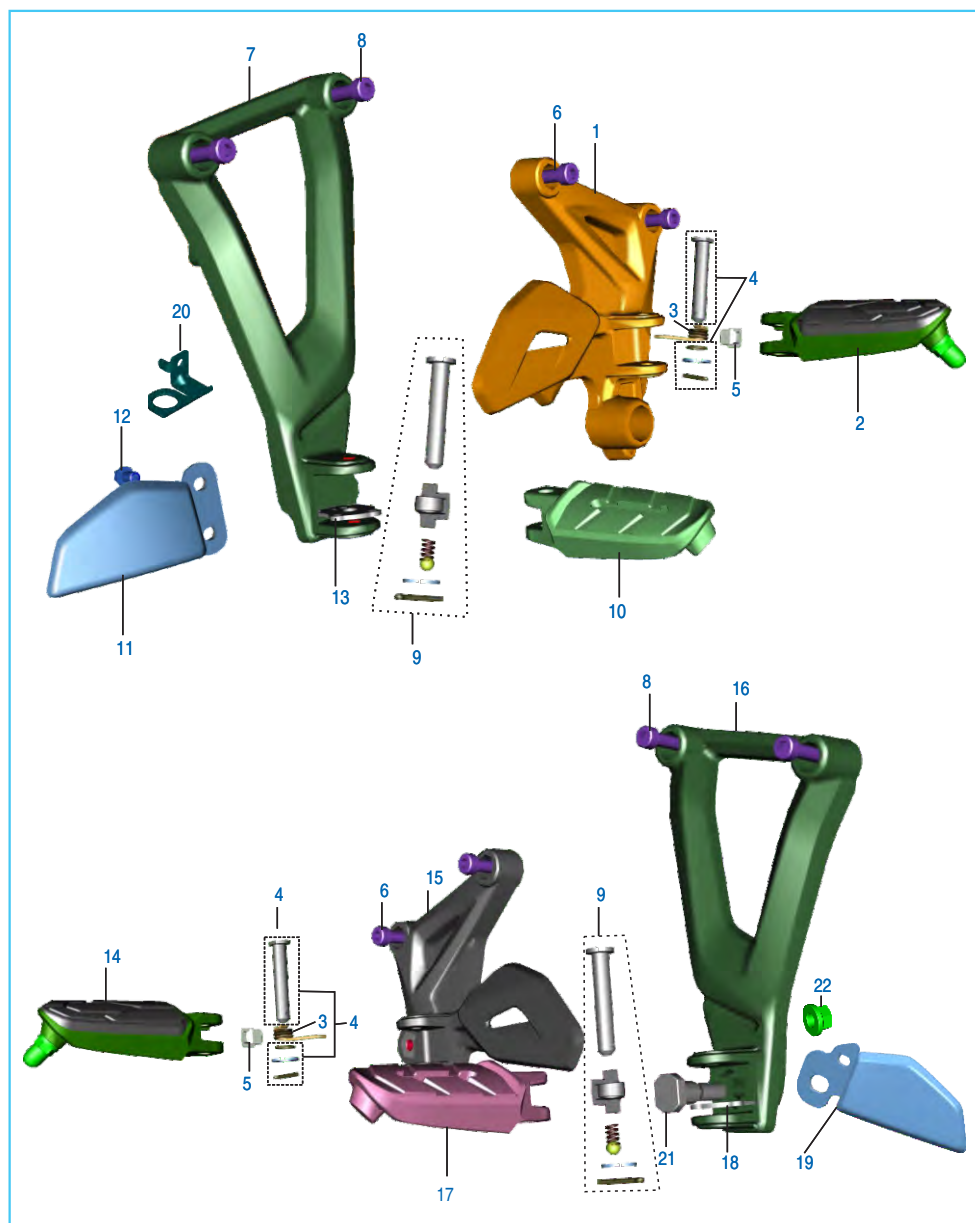
No.	Part No.	Description	Qty.		Remarks
			200 NS	200 AS	
1	JL 1111 06	Frame Assly Complete	1	—	Ref. Cir. IB-140
	JL 1112 01	Frame Assly	1	—	
	JL 1111 83	Frame Assly	—	1	
2	JL 1111 03	Cap Tube End	2	2	
3	JL 1110 81	Bracket Loose H.T. Coil 1	1	1	
4	JL 1110 82	Bracket Loose H.T. Coil 2	1	1	
5	39 1944 04	Bolt - Flanged	4	1	
6	JL 1110 78	Bracket Horn Mtg LH	1	—	
	JL 1138 29	Bracket Horn Mtg LH	—	1	
7	36 JG00 11	Kit Steering head bearing	1	1	
8	JG 5810 14	Silent Block	4	4	
9	LA D000 40	Bolt Flange	2	2	
10	PD 1510 06	Cup Steering	1	1	
11	DK 1810 75	Nut Steering	1	1	

Swing Arm / Rear Shock Absorber



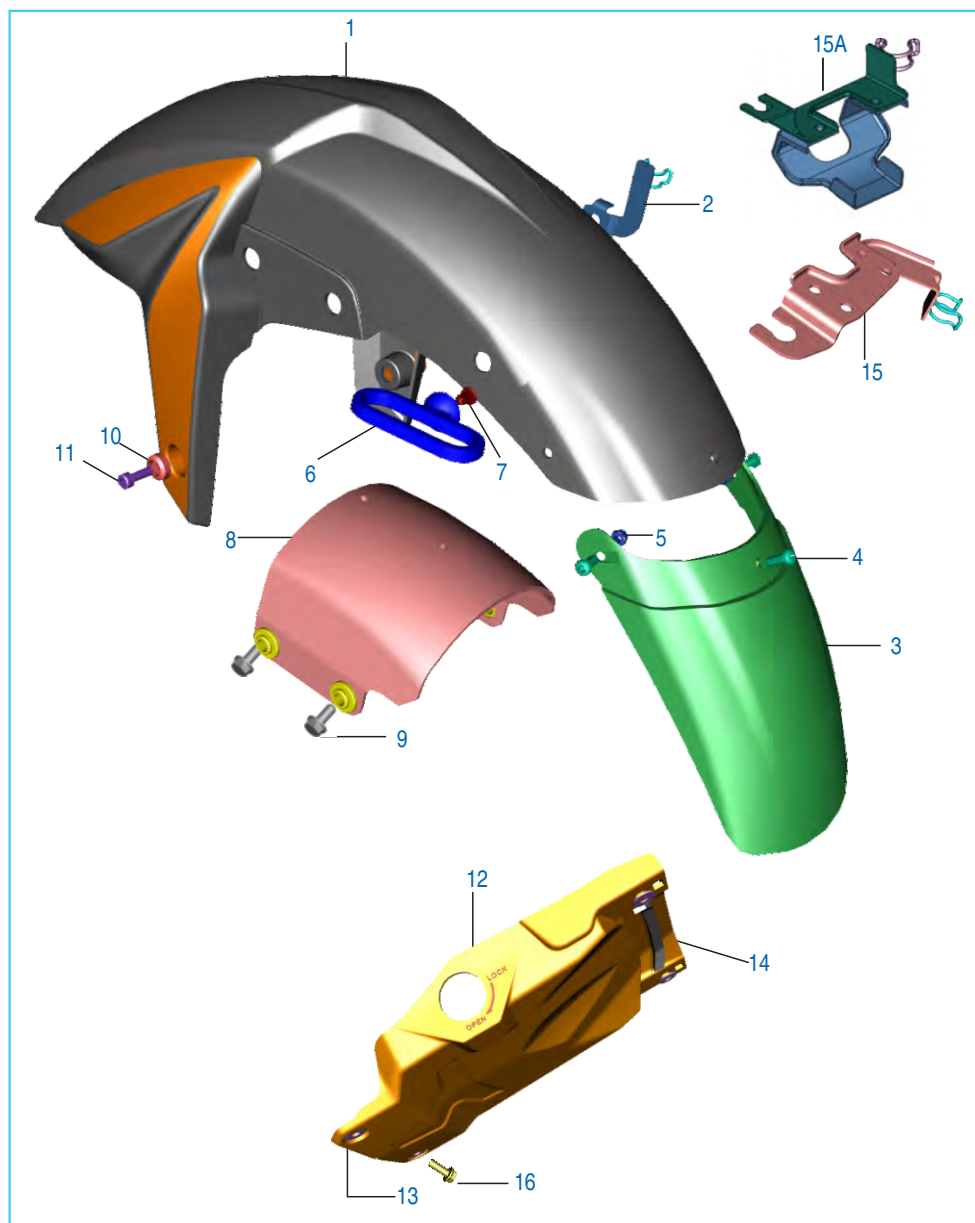
No.	Part No.	Description	Qty.		Remarks
			200 NS	200 AS	
1	JL 1220 06	Shockabsorber Mono	1	1	N.I
2	LA C000 19	Bolt Socket M10 X 1.25 X 55	2	2	
3	JL 1220 13	Assembly Swing Arm Comp	1	1	
4	DG 1710 16	Sleeve	2	2	
5	DG 1710 18	Bearing - Needle	2	2	
6	DG 1710 19	Seal - Oil	4	4	
7	JL 1220 02	Cap Swing Arm Tube	2	2	
8	JL 1220 01	Adjuster Chain Lh	1	1	
9	JL 1220 09	Adjuster Chain Rh	1	1	
10	JL 1220 03	Slider Chain	1	1	
11	39 0454 11	Washer - Plain	2	2	
12	39 0553 02	Screw - Self Tapping	2	2	
13	JL 1220 04	Spacer Chain Adjuster	2	2	
14	JL 1220 08	Spacer Central Swing Arm	2	2	
15	JL 1812 24	Grommet I	1	1	
16	JL 1812 25	Grommet li	1	1	
17	DG 1710 15	Shaft - Swing Arm	1	1	
	JL 1220 26	Shaft - Swing Arm	1	1	
18	JL 1111 09	Cap -Swing Arm Pivot	2	2	
	DT 1138 48	Cap -Swing Arm Pivot	2	2	
19	39 1053 15	Nut	1	1	
					Ref. Cir. IB -173
					Ref. Cir. IB - 173

Pillion Foot Rest / Holder



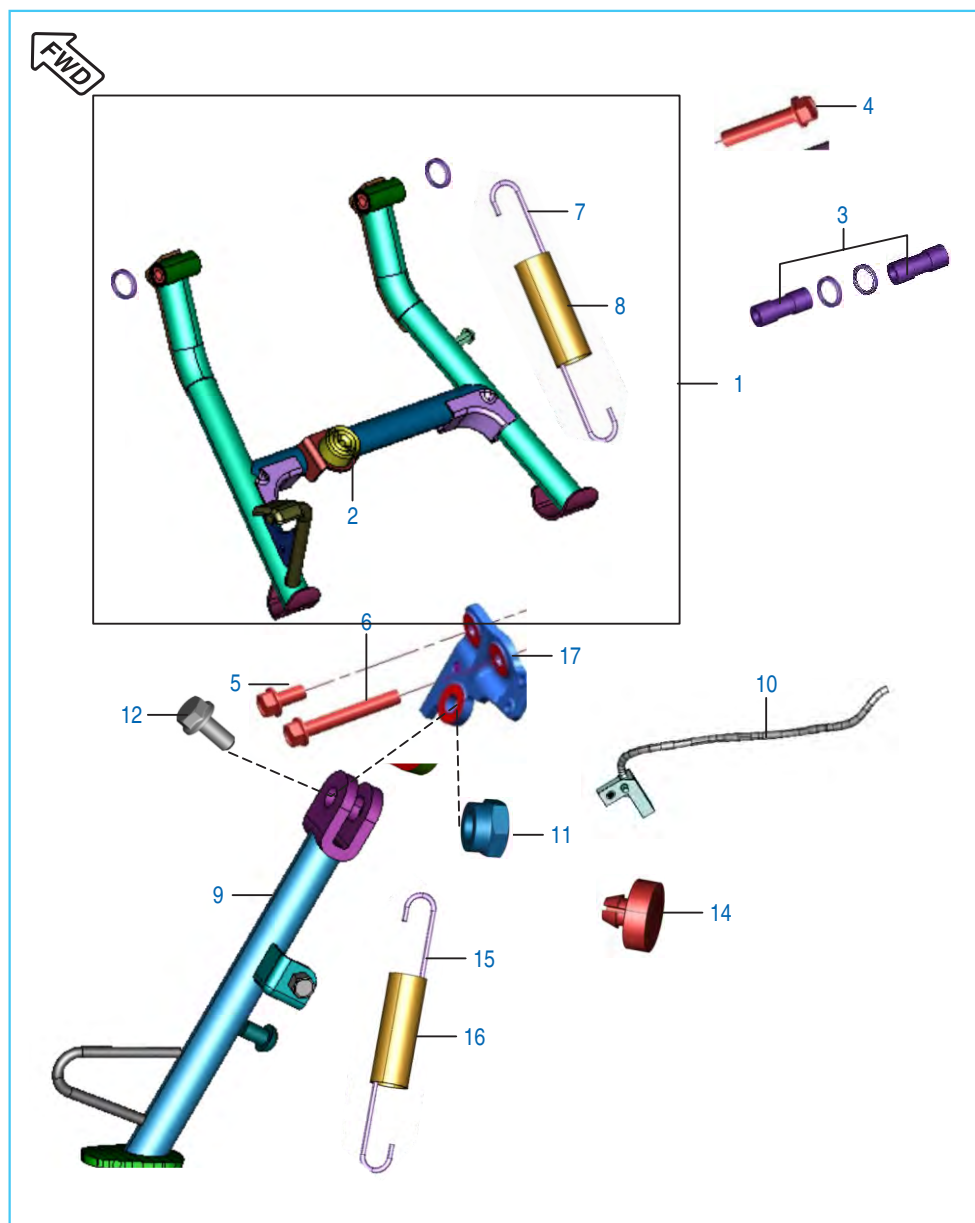
No.	Part No.	Description	Qty.		Remarks
			200 NS	200 AS	
1	JL 1130 02	Holder Step RH	1	1	
2	52 JL01 59	Step Assy Main RH (MTL Color)	1	1	
3	JL 1130 12	Spring Torsion	1	1	
4	36 J100 41	Kit Main Step Hardware	2	2	
5	JL 1130 36	Rubber Main Step Pillion	2	2	
6	KA CA08 20	Bolt-Socket Dia-08 L-20	4	4	
7	JL 1130 15	Step Holder - Pillion RH	1	1	
8	LA C000 16	Bolt Socket M8X35	4	4	
9	36 JL00 15	Kit Pillion Hardware	2	2	
10	JL 1130 16	Step Pillion Assy Complete RH	1	1	
	56 JL02 01	Step Pillion Assy RH(moon light silver)	1	1	
11	JL 1130 27	Flap Pillion Holder RH	1	1	Ref. Cir IB-82
	56 JL08 3G	Flap Moon Ligh silver	1	1	
12	KA DE06 10	Bolt - Flanged :- Small	4	4	
13	DT 1130 15	Lock Plate RH	1	1	
14	52 JL01 58	Step Assly Main LH(MTL Color)	1	1	
15	JL 1130 34	Holder Step LH	1	1	
16	JL 1130 13	Step Holder Pillion LH	1	1	
17	JL 1130 17	Step Pillion Assy Complete LH	1	1	
	56 JL01 01	Step Pillion Assy LH (moon light silver)	1	1	Ref. Cir IB-82
18	DT 1130 14	Lock Plate LH	1	1	
19	JL 1130 26	Flap Pillion Holder LH	1	1	Ref. Cir IB-82
	56 JL07 3G	Flap Pillion Holder LH (moon light silver)	1	1	
20	JL 1130 33	Bracket Rear Brake Switch	1	1	
21	JL 1130 38	Step bolt	1	1	
22	39 1055 15	Nut Hex. with flange- M10	1	1	

Mudguard - Front & Rear



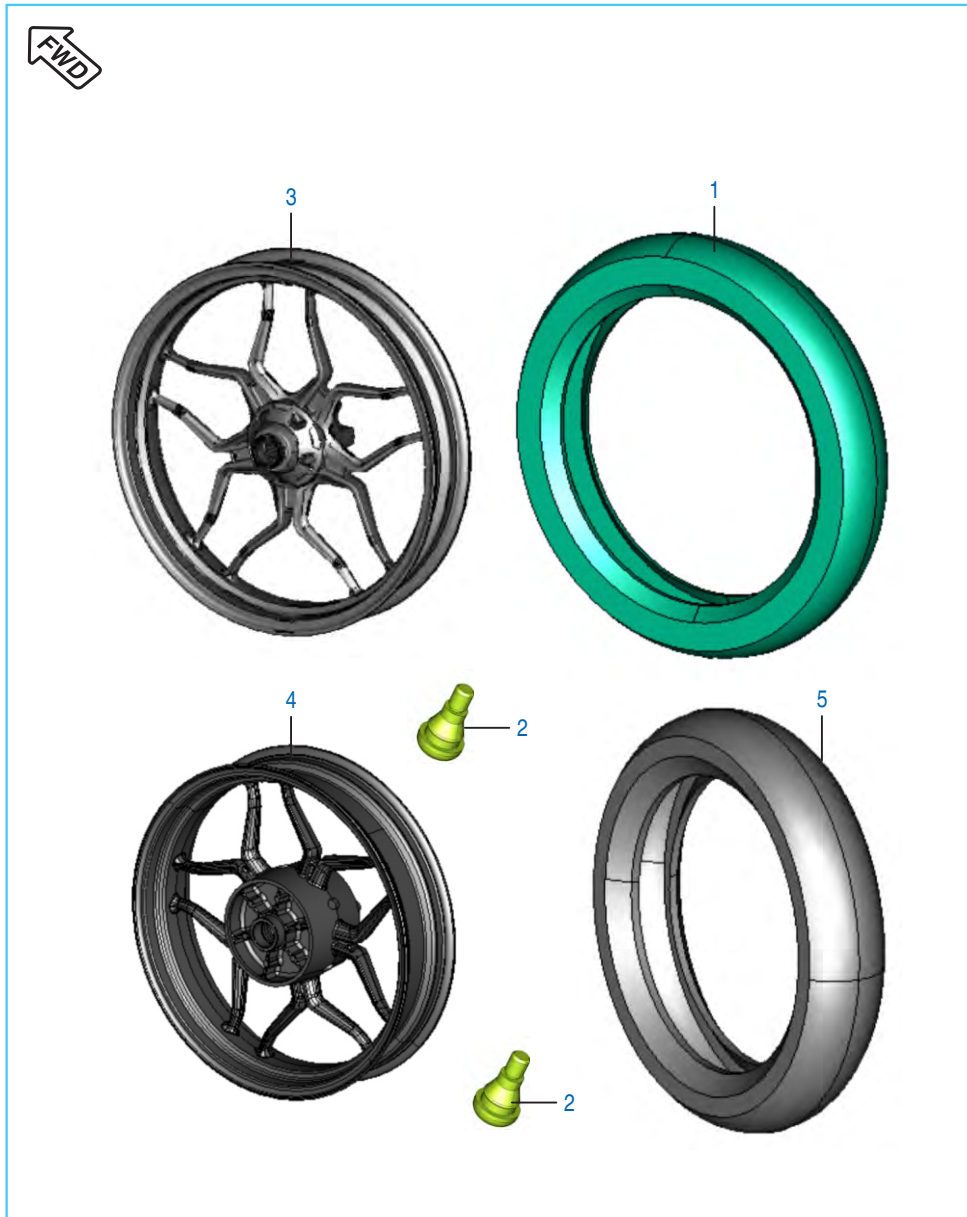
No.	Part No.	Description	Qty.		Remarks
			200 NS	200 AS	
1	JL 1814 01	Fender Front	1	1	
2	JL 1138 34	Bracket Hose Clamp	1	1	
3	JL 1814 05	Mud Flap Front	1	1	
4	KB Ba05 12	Screw Pan Cross	6	6	
5	39 0326 15	Nut Nyloc	6	6	
6	DS 1611 25	Cable Guide	1	1	
7	DS 1610 69	Nail Cable Guide	1	1	
8	JL 1814 02	Bracket Brace Fender	3	3	
9	39 1946 04	Bolt Flanged	4	—	
	KA Df08 20	Bolt Flanged	—	4	
10	JL 1814 11	Cup Washer Front Fender Mtg	—	2	
11	KA Ca06 16	Bolt Socket Head	—	2	
12	JL 1812 09	Fender Rear Front	1	1	
13	39 0239 11	Washer Plain	4	—	
	LD B000 23	Washer Plain	—	4	
14	JL 1812 21	Foam Ream Fender Front	1	1	
15	JL 131812	Clamp Brake Hose	1	—	
15A	DT 1318 32	Clamp Brake Hose	—	1	
16	39 1943 04	Bolt Flanged	2	—	
	KA Df06 14	Bolt Flanged	—	2	
17	39 0242 11	Washer Plain	6	—	N.I
	KD Aa05 10	Washer Plain	—	6	N.I

Stand Assembly



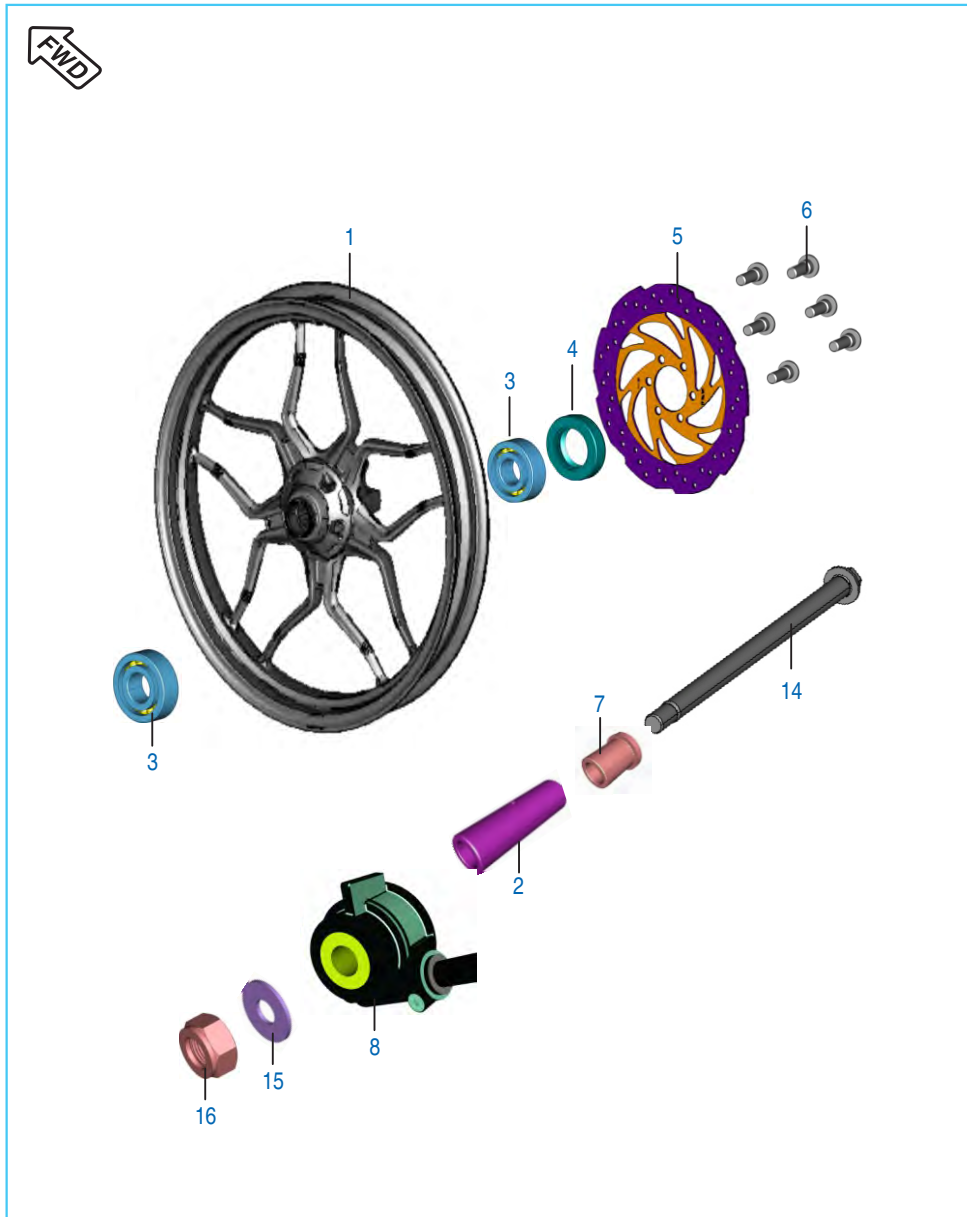
No.	Part No.	Description	Qty.		Remarks
			200 NS	200 AS	
1	36 JL00 25	Kit Center Stand	1	—	As an accessories
2	DG 1611 24	Damper	1	—	
3	JL 1132 10	Bush Main Stand LH	2	—	
4	39 1941 04	Bolt - Flanged M8	1	—	
5	39 1946 04	Bolt - Hexagon M8 X 1.25	1	1	
	39 1689 04	Bolt - Hexagon M8	—	1	
6	39 2469 04	Bolt Flanged	1	—	
	LA D001 35	Bolt Flanged	—	1	
7	JL 1132 07	Spring Main Stand	1	—	
8	JL 1132 12	Cover Spring Main Stand	1	—	
9	JL 1132 01	Assembly Side Stand	1	1	
10	JL 4014 02	Switch Side Stand	1	1	
11	39 0422 15	Nut - Nyloc M10	1	1	
12	DF 1611 02	Bolt For Side Stand Mounting	1	1	
13	39 2060 04	Bolt - Flanged	1	—	
	KA DB05 16	Bolt Flanged	—	1	
14	JL 4036 00	Magnet Assembly	1	1	
15	JL 1132 09	Spring Side Stand	1	1	
16	DH 1611 46	Cover - Spring Side Stand	1	1	
17	52 JL00 72	Bracket Side Stand Mtg	1	1	

Tube / Tyre / Rim



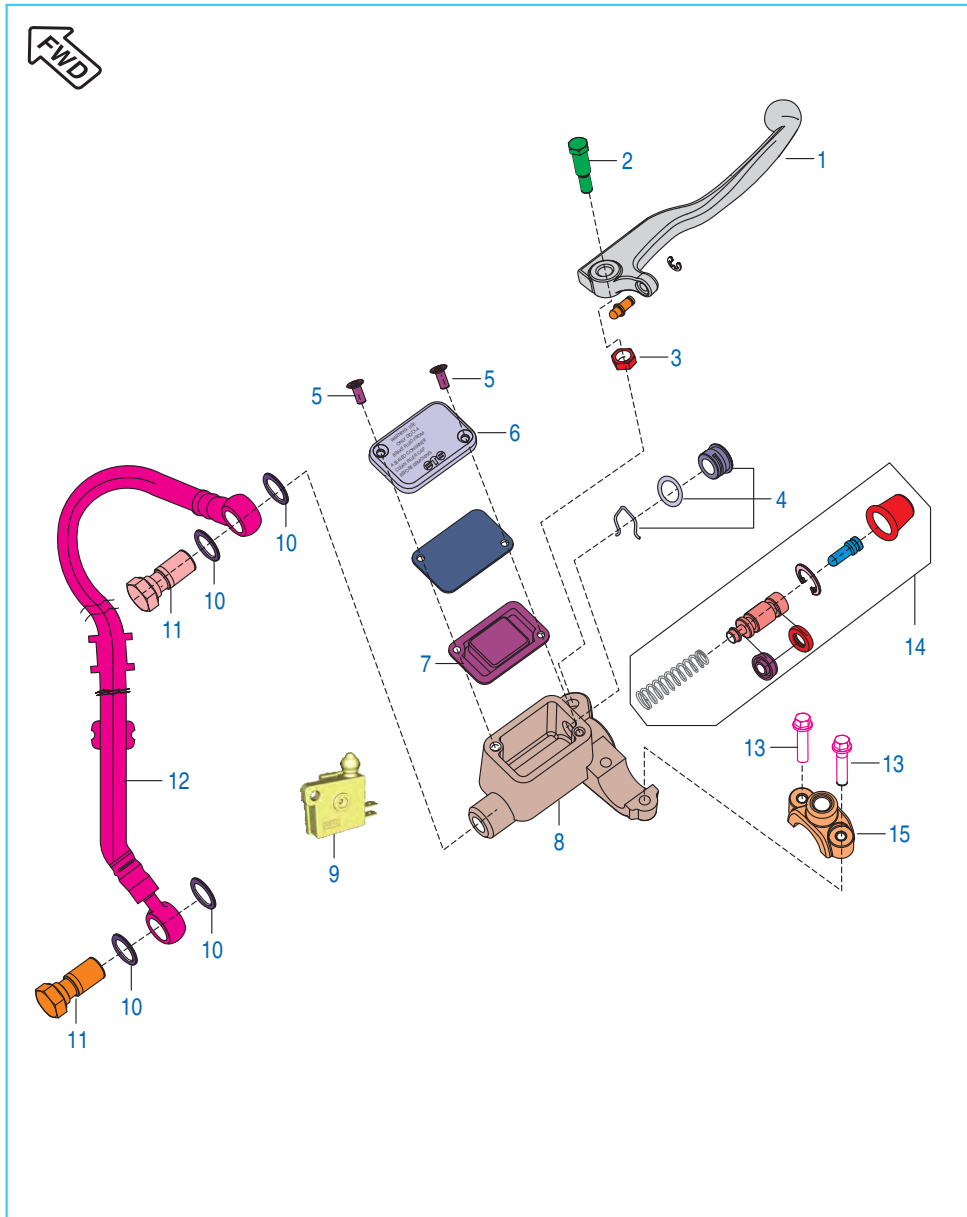
No.	Part No.	Description	Qty.		Remarks
			200 NS	200 AS	
1	JL 1310 06	Tyre Tubeless (Size 100/80-17)	1	1	
2	DK 1510 26	Valve Tubeless Tyre	2	2	
3	JL 1310 04	Wheel Rim 2.5X17	1	1	
4	JL 1312 09	Wheel Rim 3.5X17	1	1	
5	JL 1312 19	Tyre 130/70-17	1	1	

Front Hub



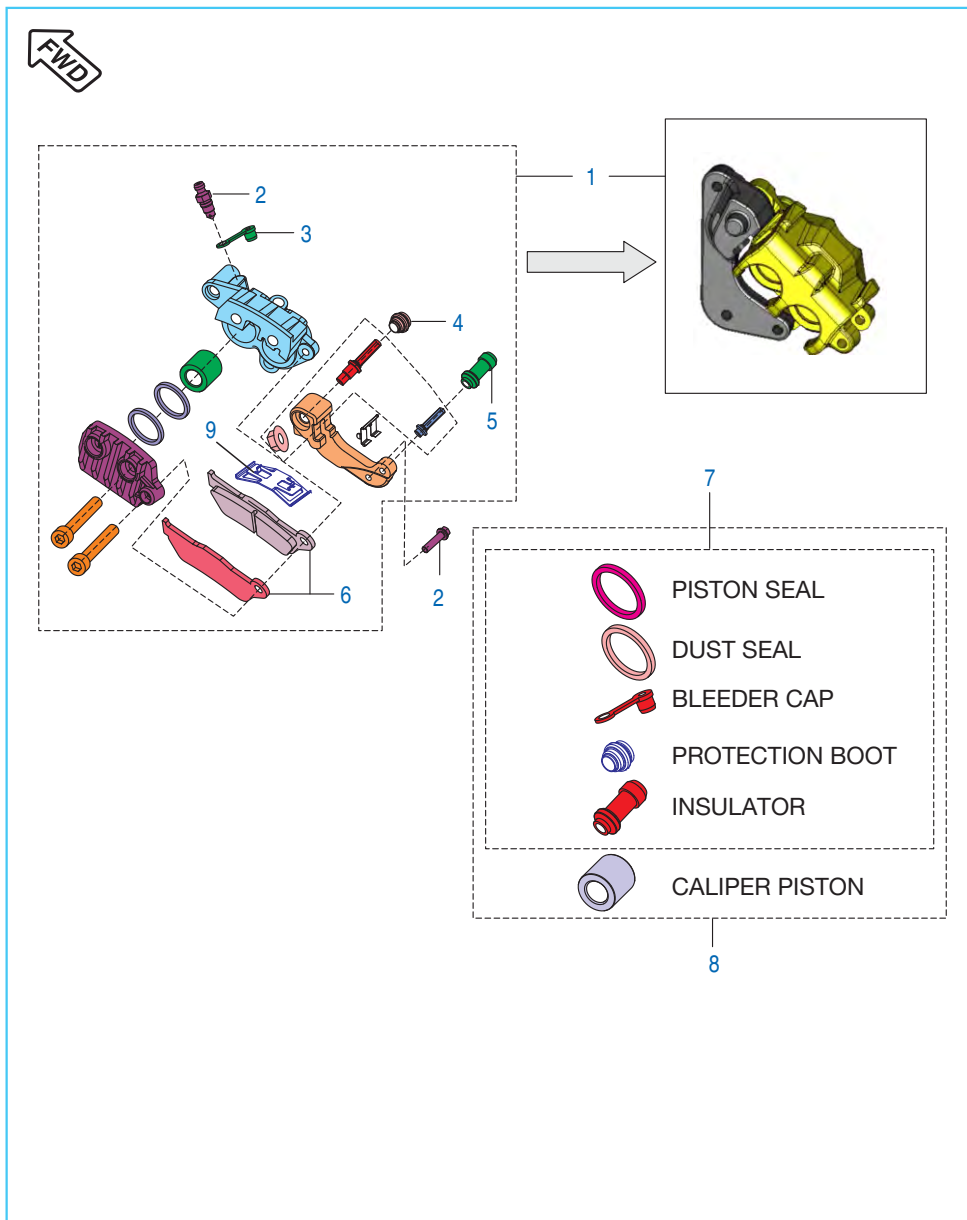
No.	Part No.	Description	Qty.		Remarks
			200 NS	200 AS	
1	JL 1310 04	Wheel Front	1	1	
2	JG 1310 01	Spacer	1	1	
3	39 2241 20	Bearing - Ball	2	—	
	KP BC 62 02	Bearing - Ball	—	2	
4	DG 1510 05	Seal - Oil	1	1	
5	JL 1310 05	Disc Front	1	—	
	52 JL01 41	Disc Front (Black)	1	1	Ref. Cir. IB-82
6	JD 1318 11	Special Bolt M8	6	6	
7	JL 1310 00	Collar	1	1	
8	JC 1510 20	Case Meter Housing(W/O Sensor)	1	1	
10	JC 2010 46	Stopper	1	1	N.I. Sensor Mtg
11	59 2100 19	'O' Ring	1	1	N.I. Sensor
12	39 0900 12	Washer - Spring	1	1	N.I. Sensor Mtg
13	39 0840 01	Screw Pan Cross - M4	1	1	N.I. Sensor Mtg
14	JL 1310 01	Axle	1	1	
15	LD B000 29	Washer	1	1	
16	LC J000 02	Nut - U M14	1	1	

Front Master Cylinder



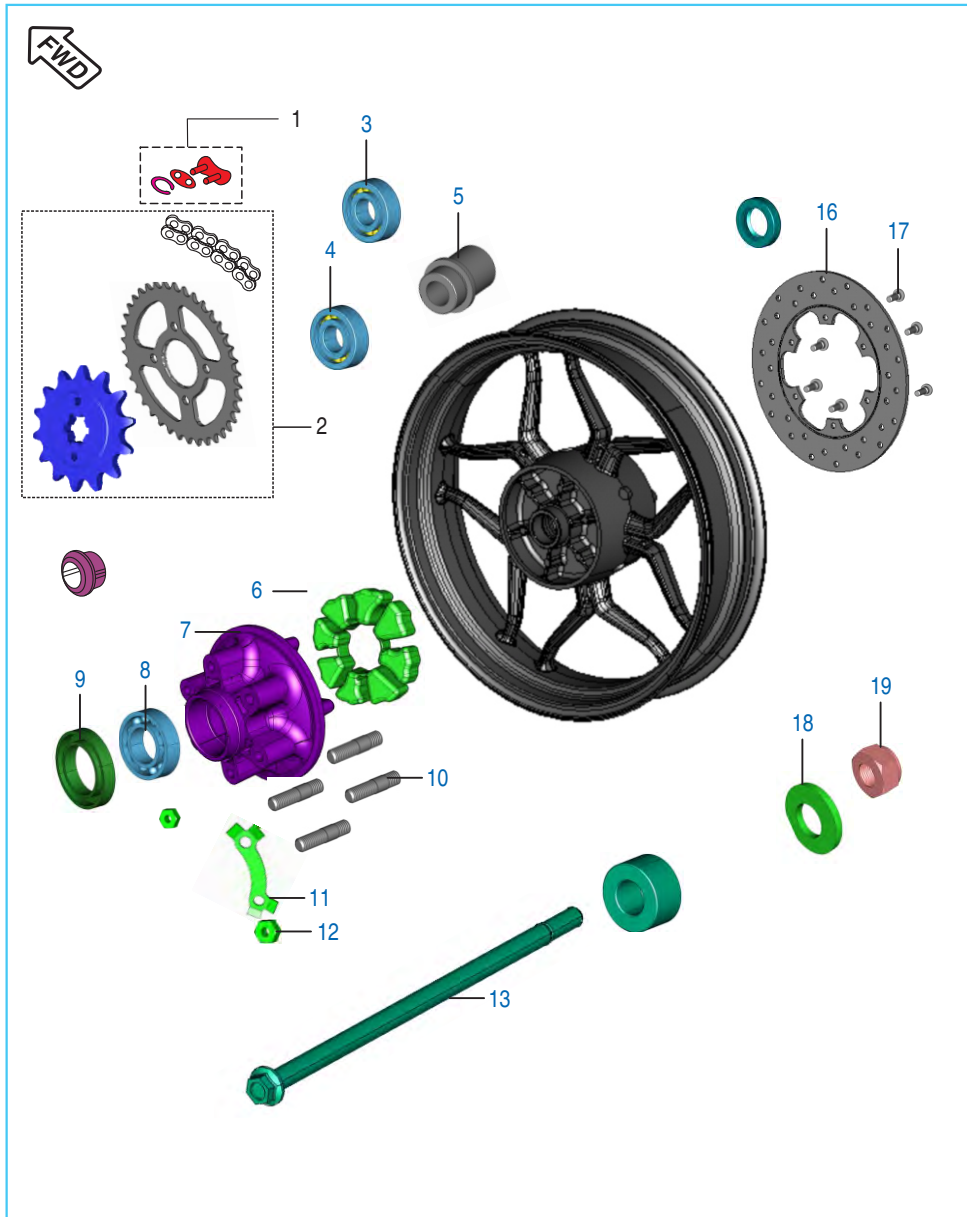
No.	Part No.	Description	Qty.		Remarks
			200 NS	200 AS	
1	DJ 1910 57	Lever Front Brake	1	—	
	JG 1610 10	Lever Front Brake	—	1	
2	DJ 1910 29	Bolt Front Bracket I	1	1	
3	DJ 1910 30	Nut	1	1	
4	36 Dh19 02	Oil Window Kit	1	1	
5	DJ 1910 31	Screw	2	2	
6	DE 1910 29	Cover - Reservoir	1	1	
7	DE 1910 28	Diaphragm	1	1	
8	DJ 1910 56	Master Cylinder with lever	1	—	
	JL 1319 18	Master Cylinder with lever	—	1	
9	DJ 2011 09	Front Brake Switch	1	1	
10	DE 1910 10	Washer - Copper	4	4	
11	DK 1510 69	Bolt - Banjo	2	2	
12	JL 1318 02	Hose Assembly	1	1	
13	LA D000 37	Bolt Flanged M8X1X50	2	2	
14	DJ 1910 23	Major Kit M-1	1	1	
15	DE 1910 33	Clamp - Holder : RH	1	1	

Front Disc Brake



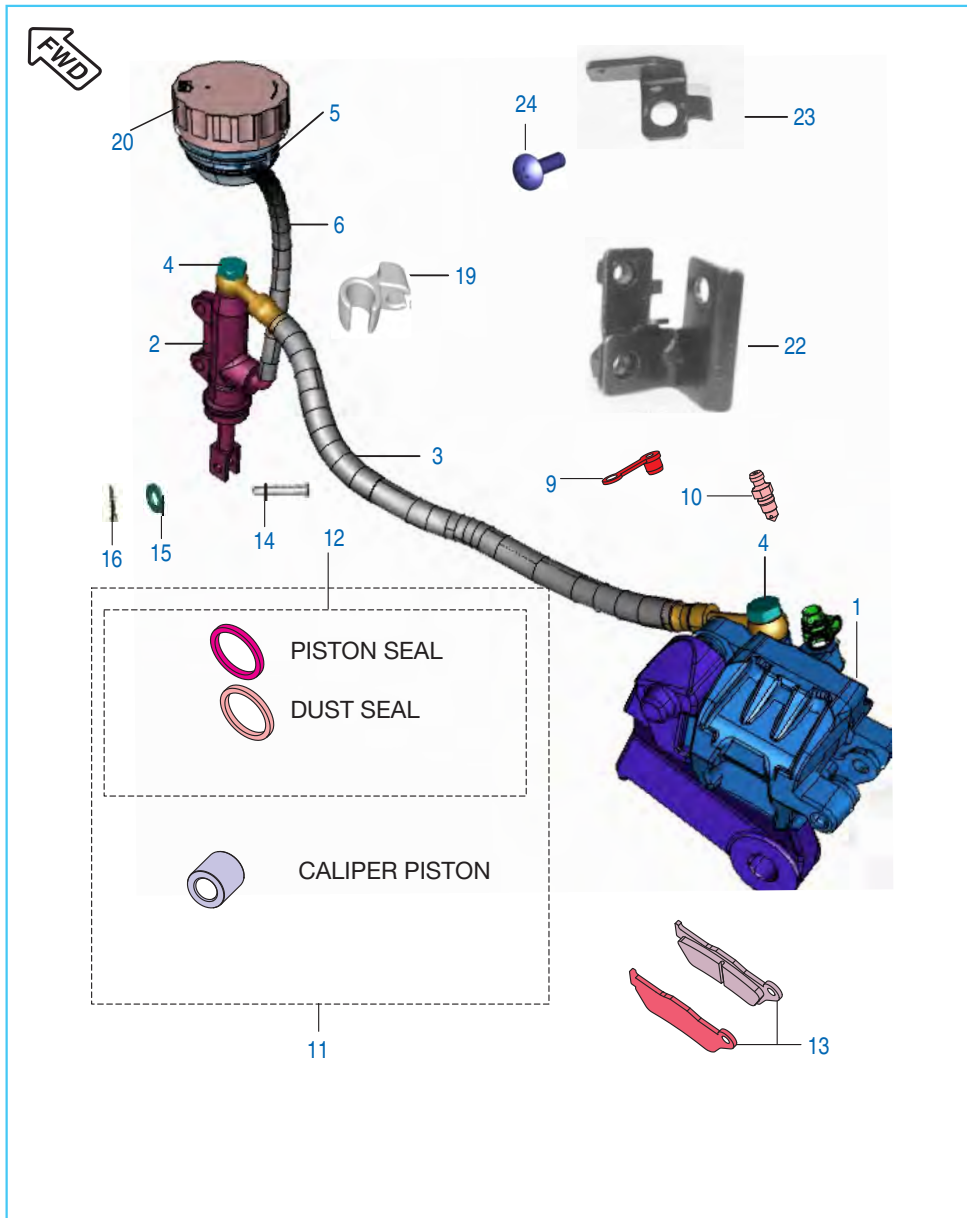
No.	Part No.	Description	Qty.		Remarks
			200 NS	200 AS	
1	JL 1318 04	Caliper Assy Brake Front	1	1	
2	JL 1318 06	Screw Bleeder	1	1	
3	DE 1510 47	Bleeder Cap	1	1	
4	JL 1318 07	Boot	1	1	
5	DE 1910 33	Spring	1	1	
6	JL 1318 05	Pad	1	1	
7	DJ 1510 74	Minor Kit	1	1	
8	DJ 1510 75	Major Kit	1	1	
9	JL 1318 25	Spring Pad	1	1	

Rear Hub



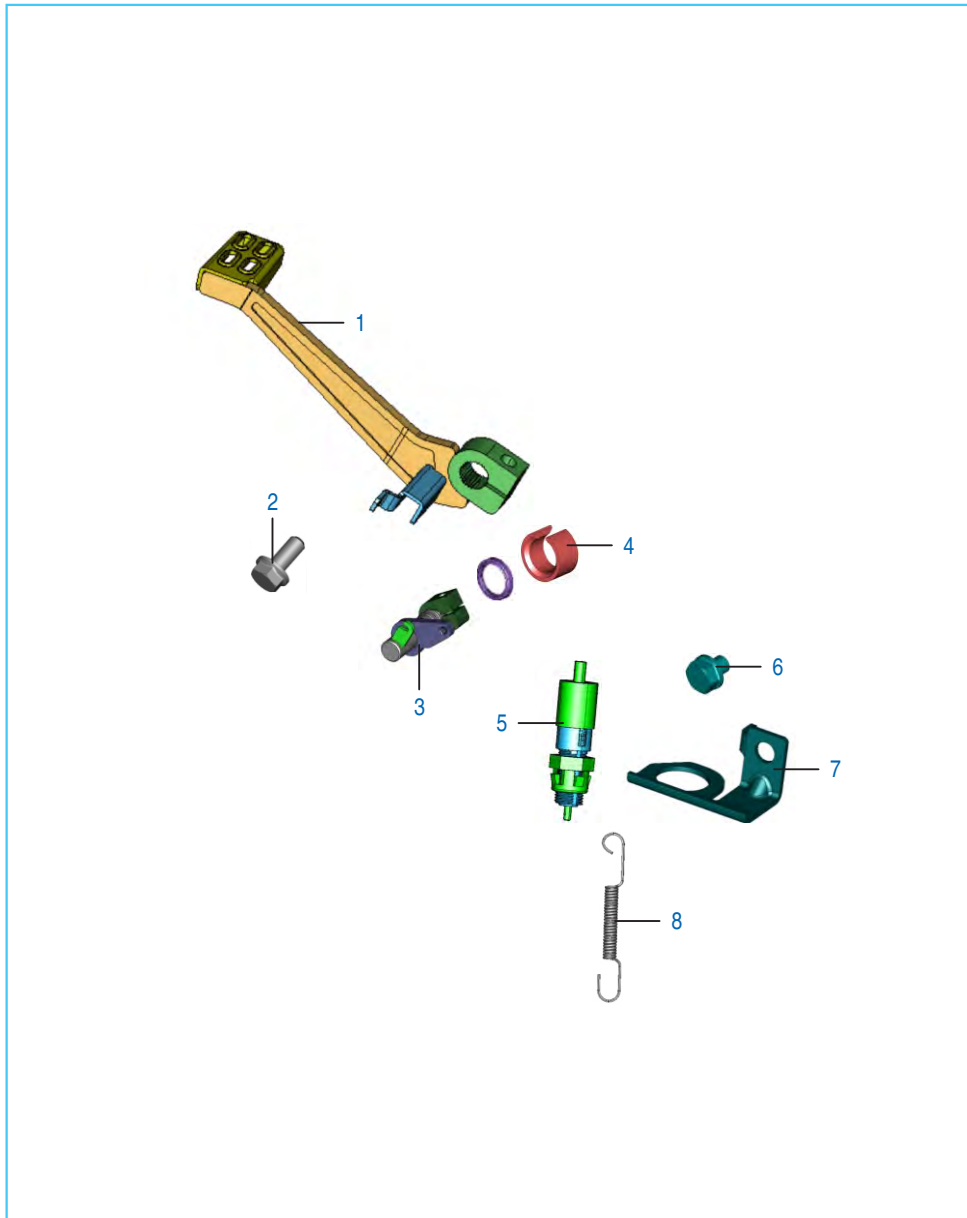
No.	Part No.	Description	Qty.		Remarks
			200 NS	200 AS	
1	DK 1510 36	Lock Set	1	1	
2	36 JL00 09	Kit Chain Sprocket	1	1	
3	39 2241 20	Bearing - Ball	1	—	
	KP BC62 02	Bearing - Ball	—	1	
4	39 2242 20	Bearing - Ball	1	—	
	KP BC63 02	Bearing - Ball	—	1	
5	JL 1312 16	Collar Bearing Assy	1	1	
6	JL 1312 32	Coupling Rubber	1	1	
7	JL 1312 25	Coupling	1	1	
8	DK 1510 13	Bearing Coupling	1	1	
9	DK 1510 12	Oil Seal	2	2	
10	LA A000 19	D Bolt	6	6	
11	JL 1312 26	Washer 6 Rubber	3	3	
12	LC A000 09	Nut	6	6	
13	JL 1312 03	Axle	1	1	
14	DK 1510 15	Sleeve	1	1	
15	JL 1312 11	Spacer for Coupling	1	1	
16	JL 1312 18	Disc Rear	1	—	
	52 JL01 42	Disc Rear (Black)	1	1	Ref. Cir. IB-82
17	39 2038 04	Bolt Hex	6	6	
18	LD B000 29	Washer	2	2	
19	LC J000 02	Nut - U	1	1	
20	DK 1510 81	Spacer I	1	1	
21	DK 1510 82	Spacer II	1	1	

Rear Disc Brake System



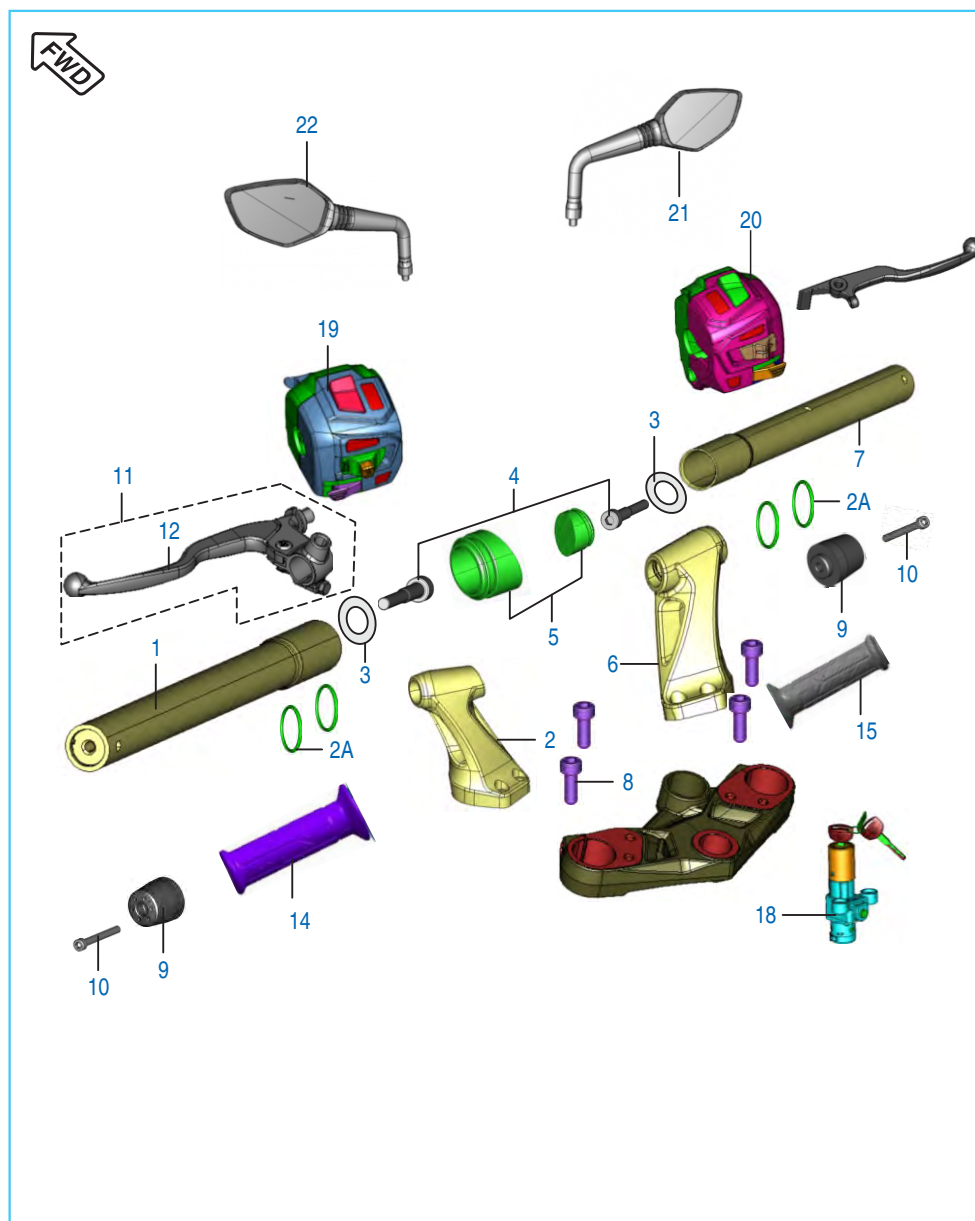
No.	Part No.	Description	Qty.		Remarks
			200 NS	200 AS	
1	DK 1510 83	Assembly Caliper	1	1	
2	DK 1510 31	Assembly Master Cyl. Rear	1	1	
3	JL 1318 03	Hose Disc Brake Rear	1	1	
4	DK 1510 69	Banjo Bolt	2	2	
5	JG 1318 21	Reservoir Rear Brake	1	1	
6	JL 1312 20	Hose - Reservoir	1	1	
7	DK 1510 63	Clip Reservoir	1	1	Cap Reservoir (N.I.)
8	DE 1910 10	Copper Washer	4	4	Banjo Bolt (N.I.)
9	DE 1510 47	Cap Bleeder Screw	1	1	
10	DE 1510 46	Bleeder Screw	1	1	
11	DK 1510 88	Caliper Piston Kit	1	1	
12	DK 1510 89	Caliper Piston Seal Kit	1	1	
13	DK 1510 85	Set Disc Pad	1	1	
14	30 1910 38	Pin	1	1	
15	39 0198 11	Washer Plain	1	1	
16	39 0808 08	Split Pin	1	1	
17	DK 1510 73	Master Cyl. Major kit	1	1	N.I.
18	DK 1510 74	Master Cyl. Minor kit	1	1	N.I.
19	JL 1318 77	Clamp	1	1	
20	DK 1510 45	Cap Reservoir Rear Brake	1	1	
21	36 JG00 18	Reservoir with Cap Rear Brake	1	1	N.I.
22	JL 1318 41	Bracket Reservoir mounting	1	1	
23	JL 1318 78	Bracket Reservoir Cap	1	1	
24	39 1698 01	Screw	1	1	

Rear Brake Pedal



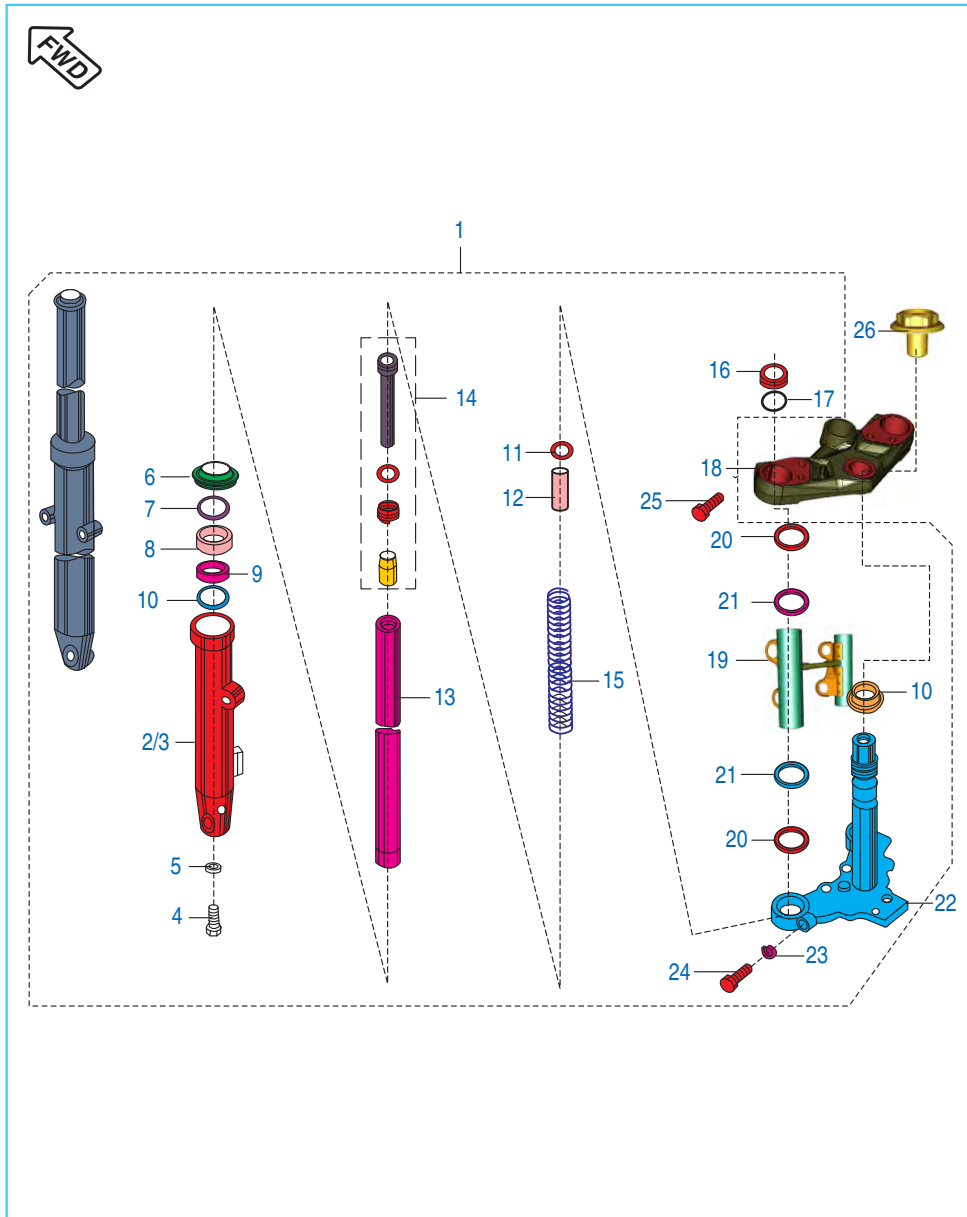
No.	Part No.	Description	Qty.		Remarks
			200 NS	200 AS	
1	JL 1610 01	Brake Pedal	1	1	
2	59 0400 48	Bolt - Flanged : M8	1	1	
3	JL 1610 10	Shaft Assy Brake Lever	1	1	
4	DH 1910 13	Spacer Brake Shaft assly.	1	1	
5	31 2010 79	Switch - Rear Brake	1	—	
	JL 4014 06	Switch - Rear Brake	—	1	
6	39 2475 04	Hex. head bolt	1	—	
	KA EA06 08	Bolt flanged	—	1	
7	JL 1130 33	Bracket Rear brake switch	1	1	
8	JL 1610 06	Spring Rear Brake Switch	1	1	
9	DH 1910 06	Spring - Brake Pedal	1	1	N.I.

Handle Bar Assly



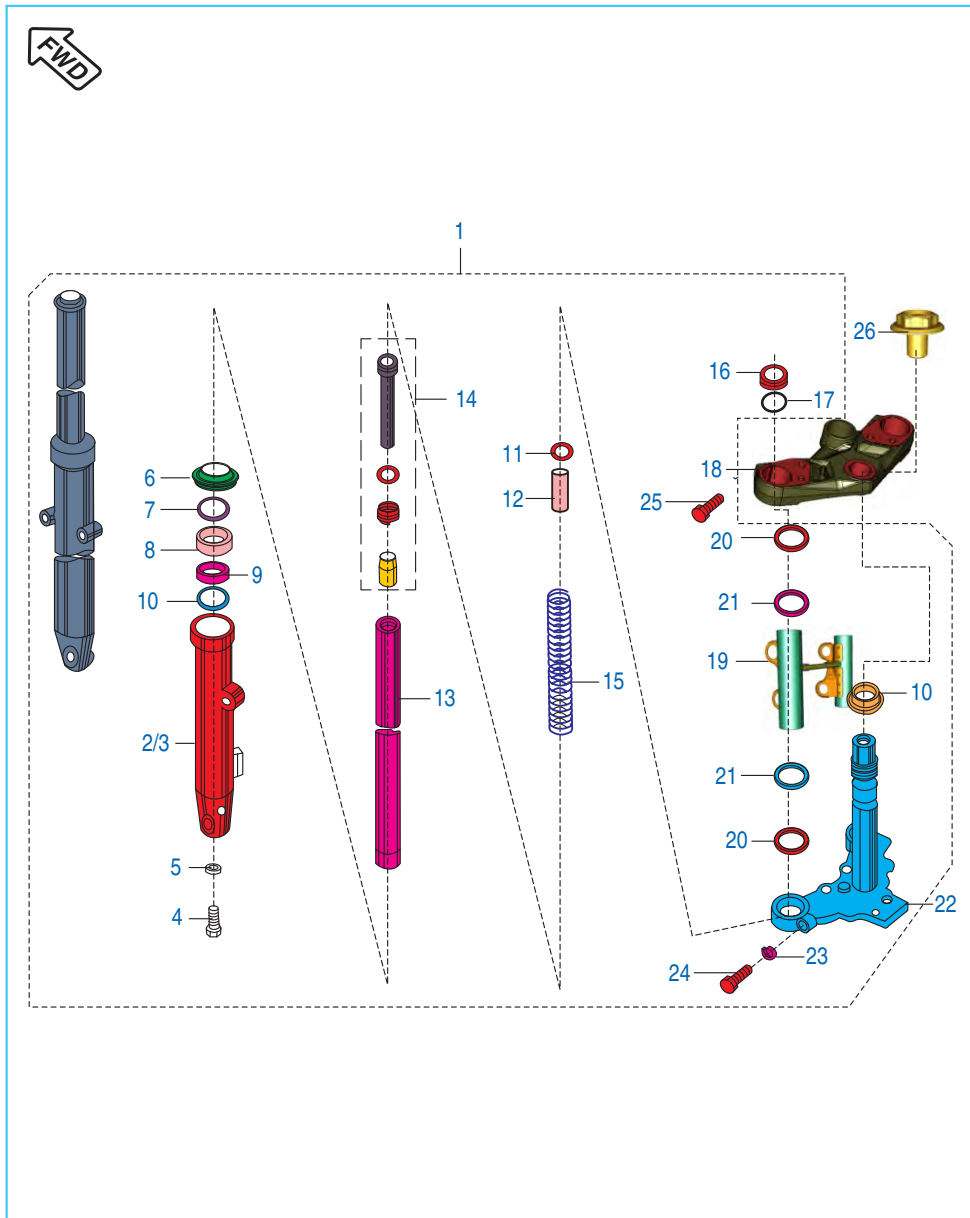
No.	Part No.	Description	Qty.		Remarks
			200 NS	200 AS	
1	JL 1510 21	Handle Bar Tube LH assly.	1	1	
2	JL 1510 26	Holder Handle LH	1	—	
	56 JL31 5X	Holder Handle LH (Stoic Black)	1	1	Ref. Cir. IB-82
2A	JL 1510 38	O ring	4	4	
3	39 1180 11	Washer - Plain	2	—	
	KD BA08 18	Washer - Plain	—	2	
4	LA C000 20	Bolt Socket M8X1.25Px55L	2	2	
5	JL 1510 28	Plug Handle Holder	2	2	
6	JL 1510 30	Holder Handle RH	1	—	
	56 JL32 5X	Holder Handle RH (Stoic Black)	1	1	Ref. Cir. IB-82
7	JL 1510 34	Handlebar Tube Assy RH	1	1	
8	DG 1810 08	Bolt - Socket	4	4	
9	JL 1510 35	Handlebar Weight	2	2	
10	39 2427 04	Bolt - Hexagon Socket Head Cap:M6	2	2	
11	DJ 1910 82	Lever & Support Holder Assly LH	1	—	
	JL 1610 15	Lever & Support Holder Assly LH	—	1	
12	DJ 1910 83	Lever LH For New Clutch Switch	1	—	
	JG 1610 08	Lever LH For New Clutch Switch	—	1	
13	DJ 2012 46	Clutch Switch (6Amp Diode)	1	—	N.I.
	JL 4014 11	Clutch Switch	—	1	
14	JL 1610 03	Handle Grip LH	1	1	
15	JL 1610 08	Grip Hand Assy RH	1	—	
	DT 1610 05	Grip Hand Assy RH	—	1	
16	DH 1910 17	Pipe - Throttle	1	1	N.I.
17	JL 1510 23	Lock Set 3 In 1	1	—	N.I.
	DT 2326 01	Lock Set 3 In 1	—	1	
18	JL 4014 03	Switch Ignition	1	1	
19	JL 4014 00	Switch Control LH	1	—	
	JL 4014 09	Switch Control LH	—	1	
20	JL 4014 01	Switch Control RH	1	—	
	JL 4014 05	Switch Control RH	1	—	For Argentina
	JL 4014 10	Switch Control RH	—	1	
21	JL 2316 01	Mirror Assly RH	1	1	
22	JL 2316 00	Mirror Assly LH	1	1	

Front Fork



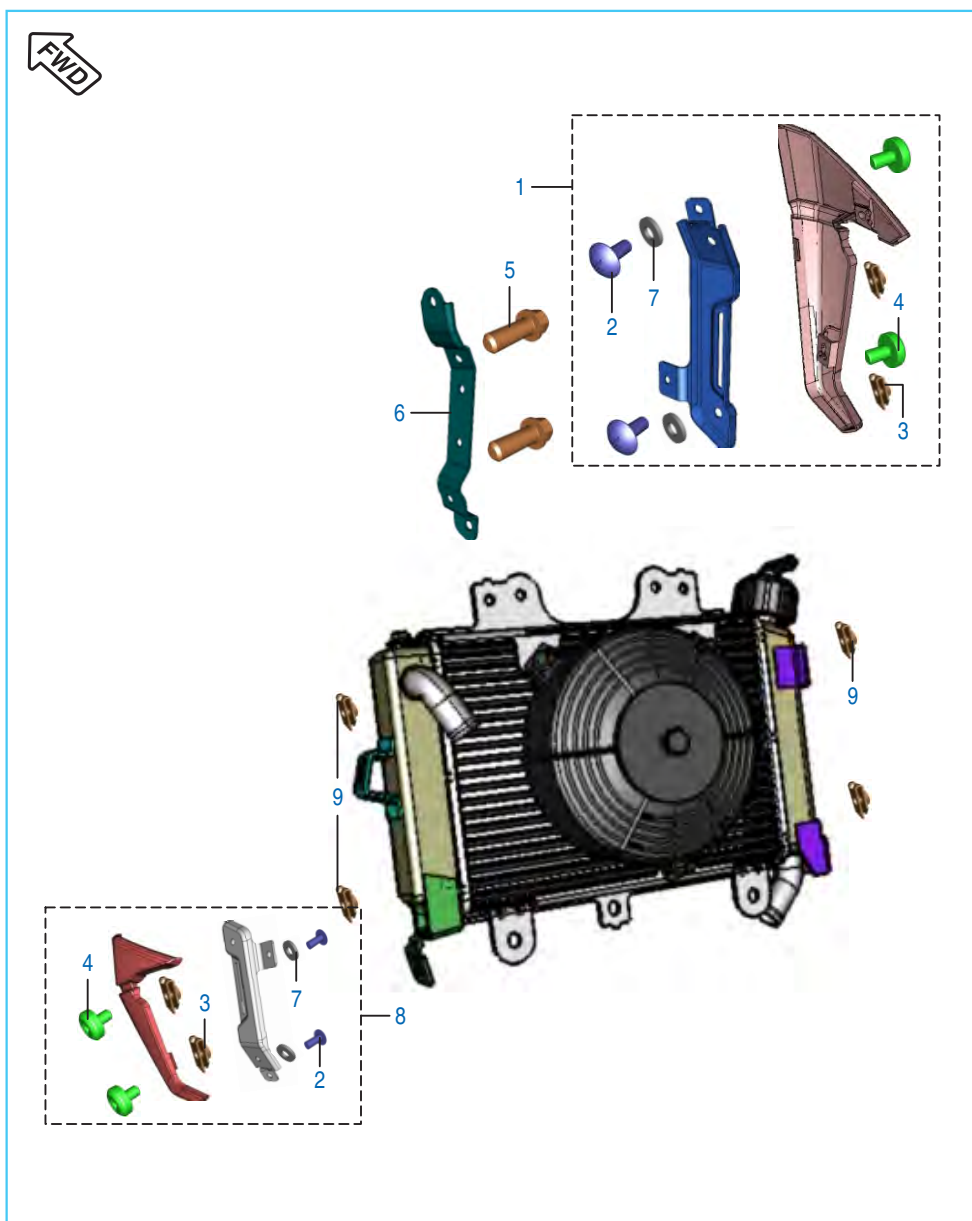
No.	Part No.	Description	Qty.		Remarks
			200 NS	200 AS	
1	JL 1510 24	Fork Assy- Front	1	1	
2	JL 1510 02	Tube Outer LH	1	1	
3	JL 1510 03	Tube Outer RH	1	1	
4	DK 1810 06	Socket Headed Bolt - M10 X1.5X35	2	2	
5	DK 1810 07	Copper Washer	2	2	
6	DK 1810 21	Inner Dust Seal	2	2	
7	DK 1810 18	Washer Seal	2	2	
8	DK 1810 19	Oil Seal	2	2	
9	DK 1810 17	Guide Bush	2	2	
10	DK 1810 20	Oil Seal Stopper	2	2	
11	DK 1810 15	Washer	2	2	
12	JL 1510 12	Spacer Tube	2	2	
13	JL 1510 04	Fork Pipe Spinning	2	2	
14	DK 1810 09	Cap Oil Lock	2	2	
	DK 1810 10	Seat Pipe	2	2	
	DK 1810 12	Piston Ring	2	2	
	DK 1810 13	Rebound Spring	2	2	
15	JL 1210 01	Spring Main Spring	2	2	
16	DK 1810 22	Fork Bolt	2	2	
17	DK 1810 23	O' Ring	2	2	
18	JL 1510 32	Upper Bracket	1	-	
	56 JL33 5X	Upper Bracket (Stoic Black)	1	1	Ref. Cir. IB-82
19	JL 1812 35	Lamp Shade Assy	1	-	
20	JC 1810 23	Cover Cushion	4	-	
21	JC 1810 22	Cove Trail B	4	-	

Front Fork



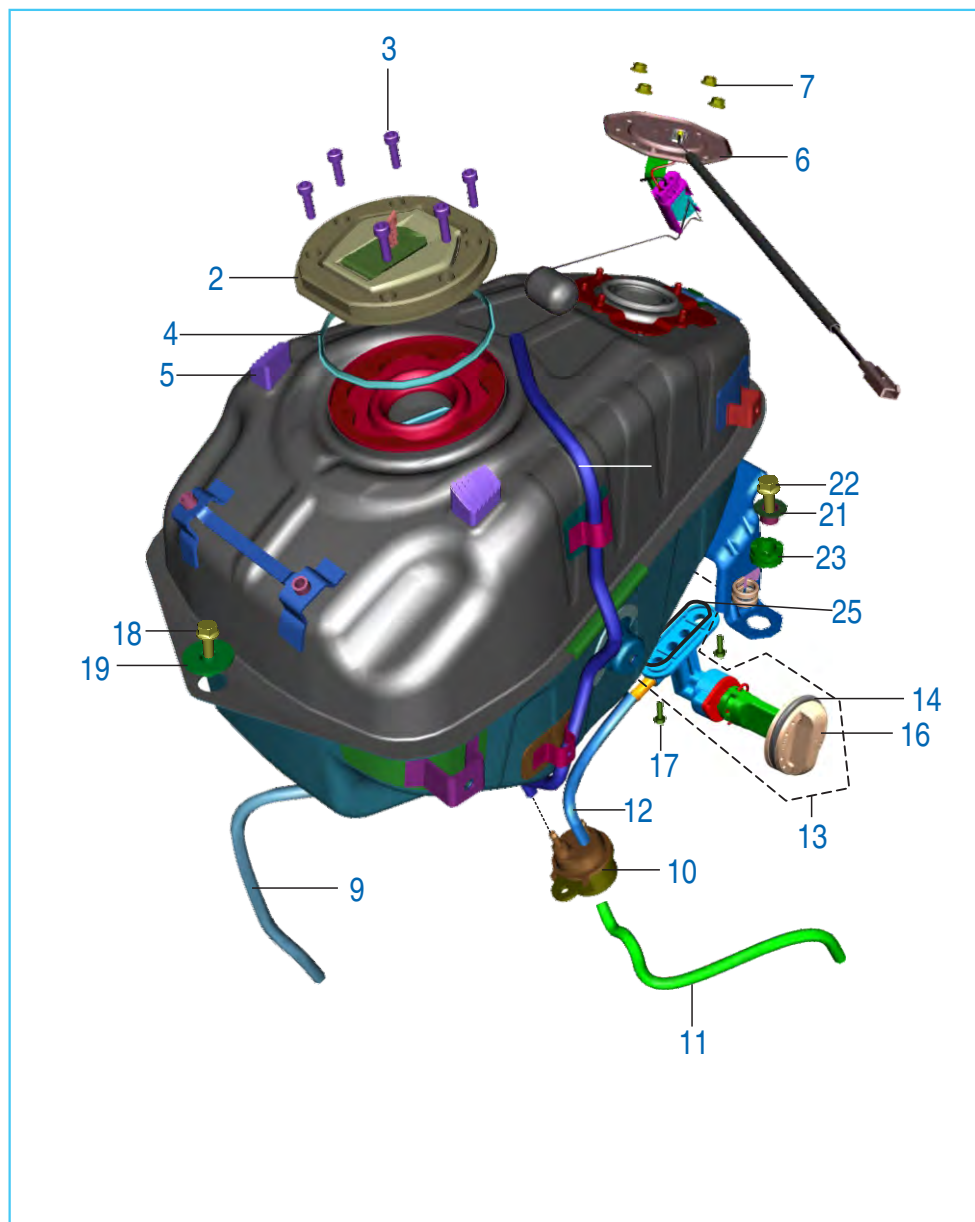
No.	Part No.	Description	Qty.		Remarks
			200 NS	200 AS	
22	JL 1510 37	Under Bkt Assy Complete	1	1	
23	DK 1810 25	Spring Washer	2	2	
24	DK 1810 28	Bolt	2	2	
25	DG 1810 08	Bolt - Socket	2	2	
26	JL 1510 36	Steering Top Bolt	1	-	
	JY 1510 11	Steering Top Bolt	-	1	

Radiator Covers



No.	Part No.	Description	Qty.		Remarks
			200 NS	200 AS	
1	JL 1812 29	Shroud Assy RH	1	—	
	JL 1814 52	Shroud Assy RH	—	1	
2	KB UB05 12	Screw Trus	4	4	
3	JW 1812 36	Clip Nut M5	4	4	
4	KB UA06 12	Screw - Truss	4	4	
5	39 1672 04	Bolt - Flange : M6 X 16	2	2	
6	JL 1812 32	Shroud Mtg Bkt RH	1	1	
7	39 2141 24	Washer (Non Metallic Round Washer)	4	4	
8	JL 1812 26	Shroud Assy LH	1	—	
	JL 1814 51	Shroud Assy LH	—	1	
9	DJ 1810 65	Clip Nut M5	4	4	
10	JB 1812 23	Beading Speedo Flap	2	2	

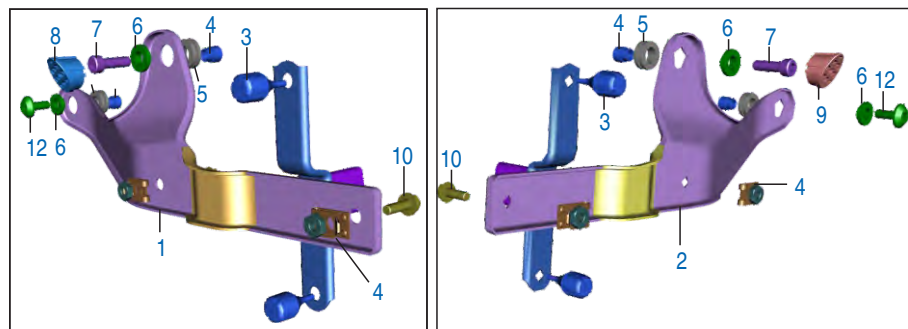
Petrol Tank, Cap Tank and Gauge Fuel



No.	Part No.	Description	Qty.		Remarks
			200 NS	200 AS	
1	52 JL00 47	Tank Assembly	1	—	
	JL 1710 81	Tank Assembly	1	1	from chs. MD2A36FZ2DCD99502
2	JL 1716 00	Cap Tank	1	—	
	56 JL04 01	Cap Tank (Moon Light Silver)	1	1	Ref. Cir. IB-82
3	39 2381 04	Bolt - Hexagon Socket Head Cap:M5	6	—	
	KA Cb05 16	Bolt Master	—	6	
4	JL 1710 49	Damper Ring Tank Cap	1	1	
5	36 JL00 12	Kit Tank Damper	1	1	
6	JL 4026 00	Sensor Fuel Level	1	—	
	JL 4026 02	Sensor Fuel Level	1	1	from chs. MD2A36FZ2DCD99502
6A	DK 1410 28	'O' ring for Fuel Sensor	1	1	
7	39 2484 15	Nut - Flange :- M5	4	—	
	KC GA05 05	Nut - Flange	—	4	
8	JL 1710 37	Breather Tube	1	1	
9	JL 1710 63	Pipe - Drain	1	1	
10	JL 1718 02	Filter Inline	1	1	
11	JL 1710 36	Tube Fuel (Carburettor)	1	1	
12	JL 1710 35	Tube Fuel (Tank)	1	1	
13	JL 1718 00	Tap Fuel Assembly	1	1	
14	JL 1710 60	O Ring-For Knob	1	1	
15	JL 1718 03	Pin Snap For Knob	1	1	
16	JL 1718 01	Knob Fuel Tap	1	1	
17	DD 1412 27	Bolt - Flanged	2	2	
18	39 1946 04	Bolt Tank mtg Front	1	1	
19	JL 1710 19	Sleeve Tank Mtg Front	3	3	
20	JL 1710 18	Grommet Tank Mtg Front	1	1	N.I
21	39 1943 04	Bolt	2	—	
22	39 1054 11	Washer Plain	2	—	
23	JL 1710 20	Grommet Tank Mtg Rear	2	2	
24	JL 1710 85	Spring Fuel Tube	1	1	w.e.f. Mar. 2013
25	JL 1710 96	Sealing Ring Fuel Cock	1	1	
26	JL 1710 73	Damper Tank Cover Resting Cover	1	1	(from chs. MD2A36FZ2DCD99502)

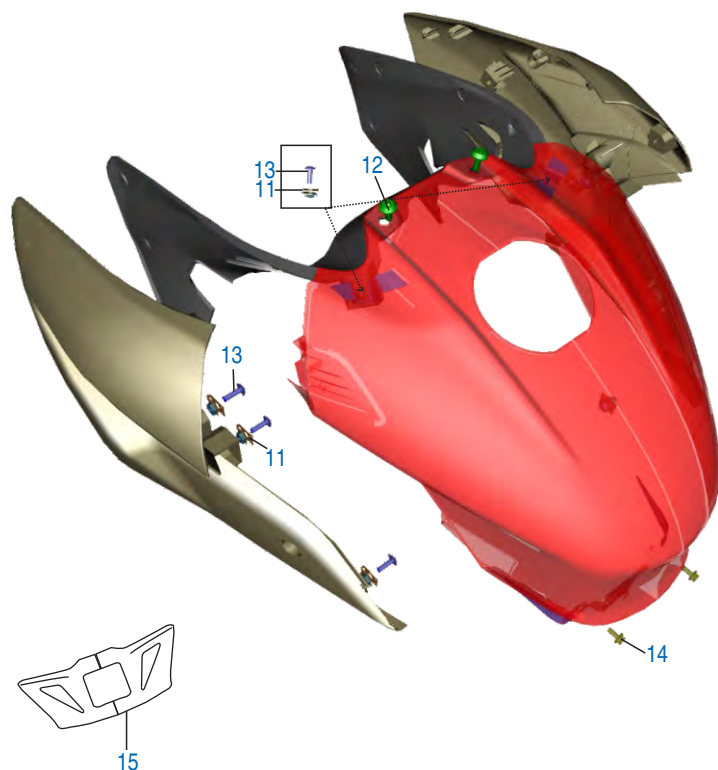
Fittings - Petrol Tank Cover, Side Covers & Cover Seat

No.	Part No.	Description	Qty.		Remarks
			200 NS	200 AS	
1	JL 1710 99	Bracket Side Cover Mtg Rh	1	—	
2	JL 1710 22	Bracket Side Cover Mtg LH	1	—	
3	JL 1710 57	Damper	4	—	
4	JL 1710 71	Tank Cover Mtg Sleeve	8	—	
5	JL 1710 24	Damper Structure Mtg	2	—	
6	JL 1710 70	Rubber Grommet	8	—	
7	LA C000 63	Bolt - Socket :- M6	2	—	
8	JL 1710 62	Cover Mesh Rh	1	—	
9	JL 1710 61	Cover Mesh LH	1	—	
10	KA DB05 16	Bolt Flanged	2	—	
11	DJ 1612 29	Clip Nut M5	16	—	
12	LA C000 22	Bolt Socket-Special Head	4	—	
13	KB UB05 16	Screw Truss	8	—	
14	KA DA05 12	Screw - Truss Cross : M5	2	—	
15	JL 1710 78	Pad Tank Cover	1	—	



RH Mounting

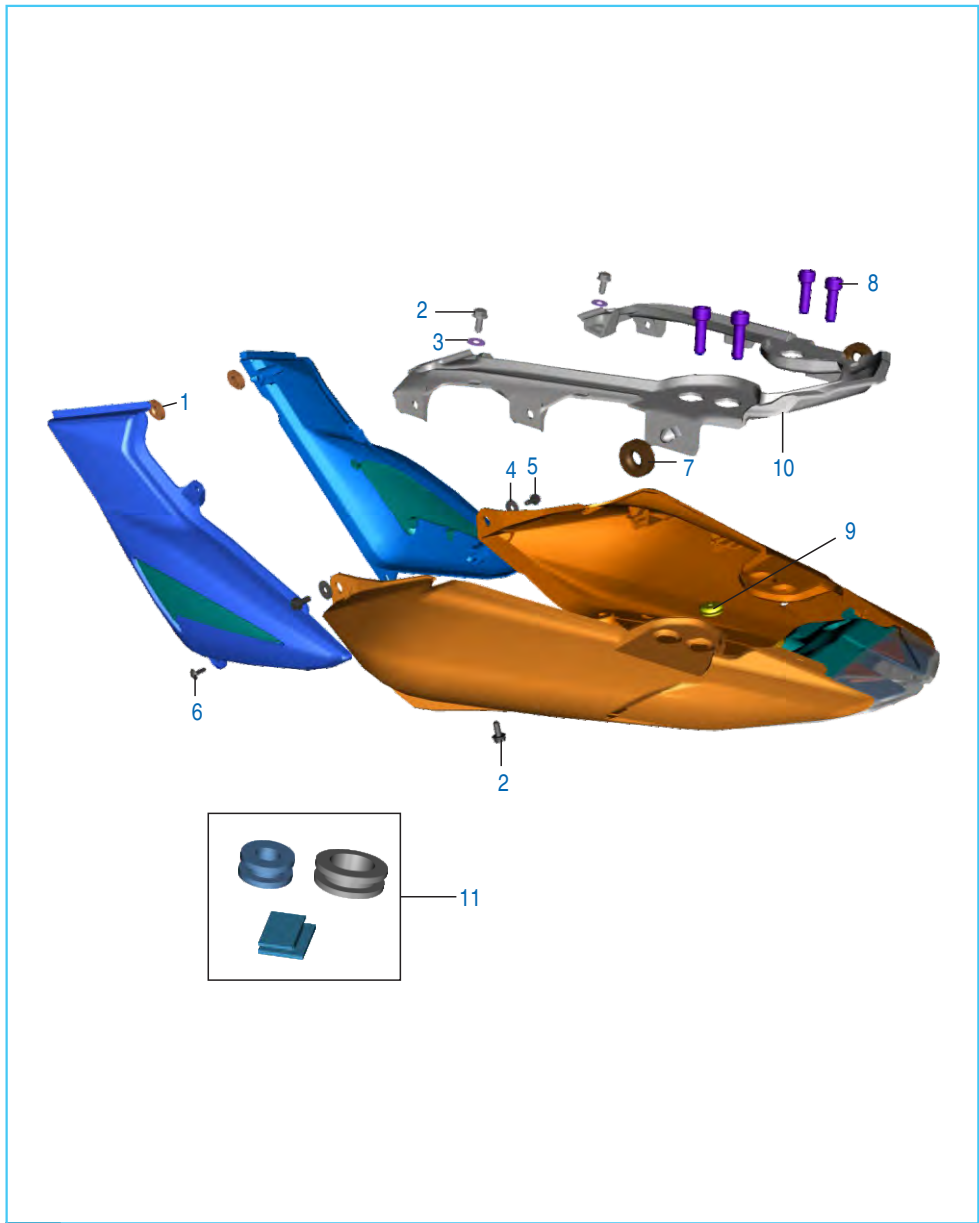
LH Mounting



15



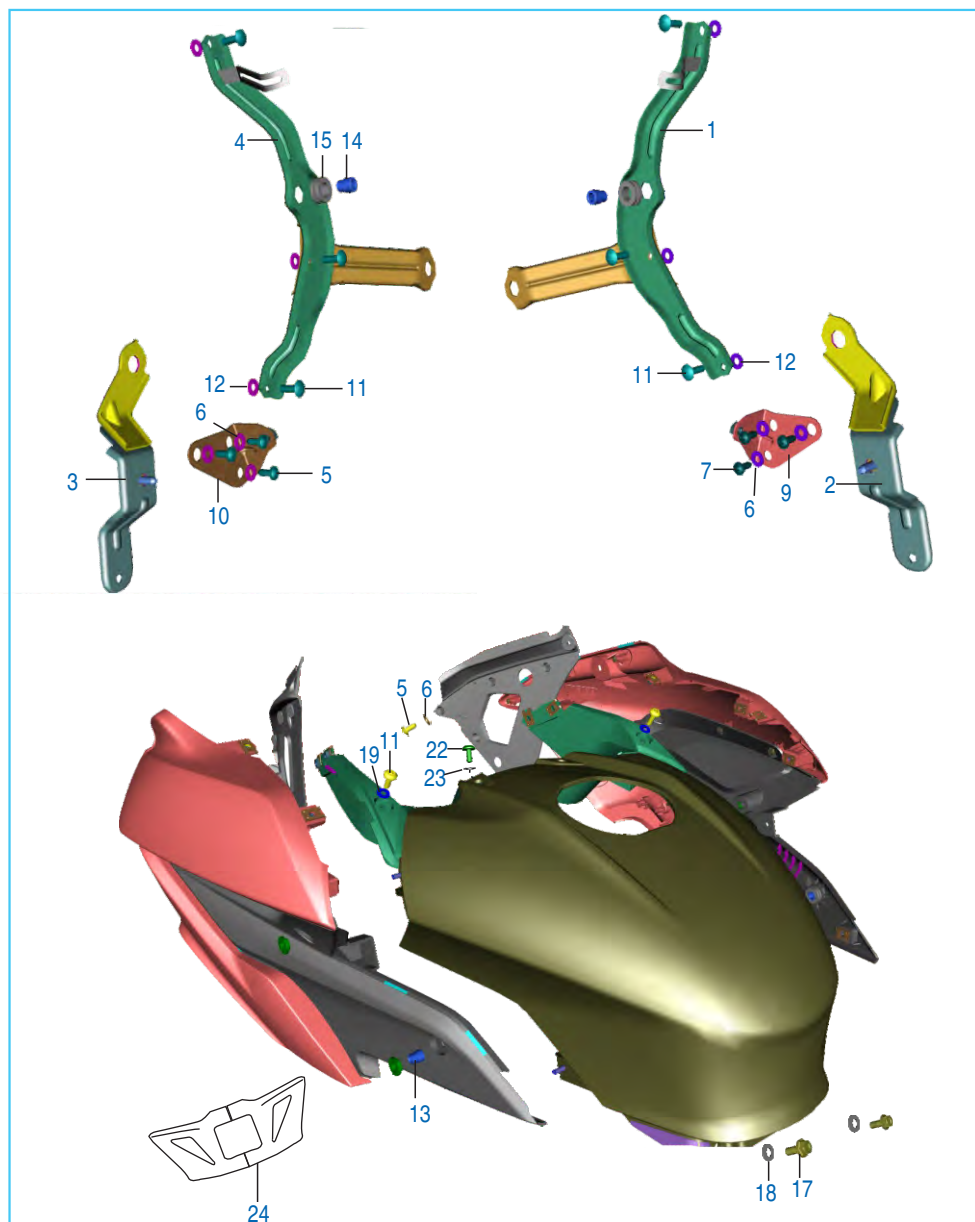
Front Wheel Direction



Fittings - Cover Seat Pulsar 200 NS

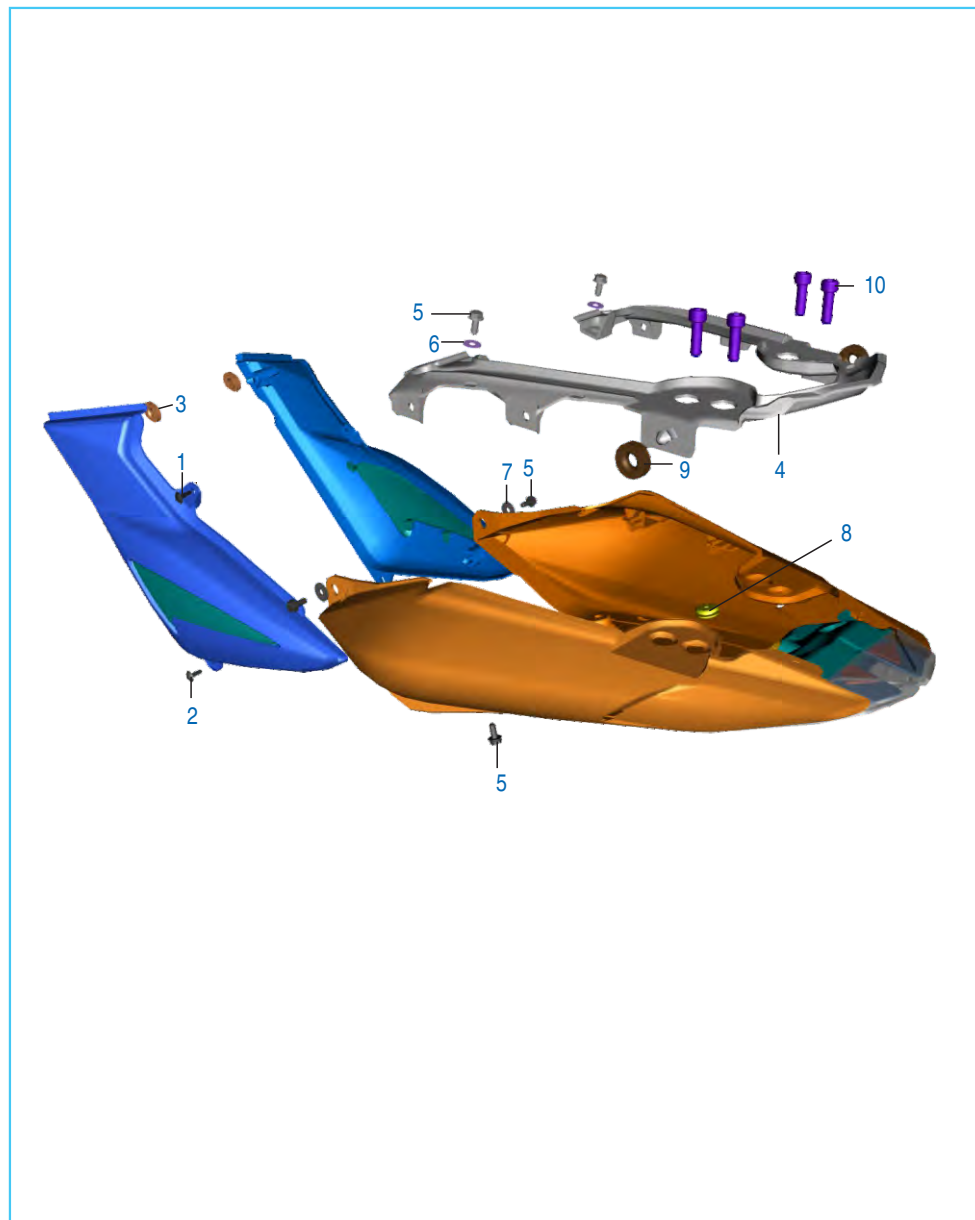
No.	Part No.	Description	Qty.		Remarks
			200 NS	200 AS	
1	DS 1410 12	Grommet Side Cover Front	2	—	
2	39 1943 04	Bolt Flanged	4	—	
3	39 0239 11	Washer - Plain	2	—	
4	39 0722 11	Washer	2	—	
5	KA DE06 14	Bolt Flange	2	—	
6	39 1781 01	Screw Round Head	4	—	
7	DH 1611 58	Grommet- Side cover Rear	2	—	
8	LA C000 35	Bolt Socket	4	—	
9	DJ 2011 73	Grommet for cables- RR Fender	2	—	
10	JL 1812 14	Seat Cowl Central Inner	1	—	
11	36 JL00 16	KIT S COWL GROMMET-P200	1	—	

Fittings - Fairing & Petrol Tank Cover - Pulsar 200 AS



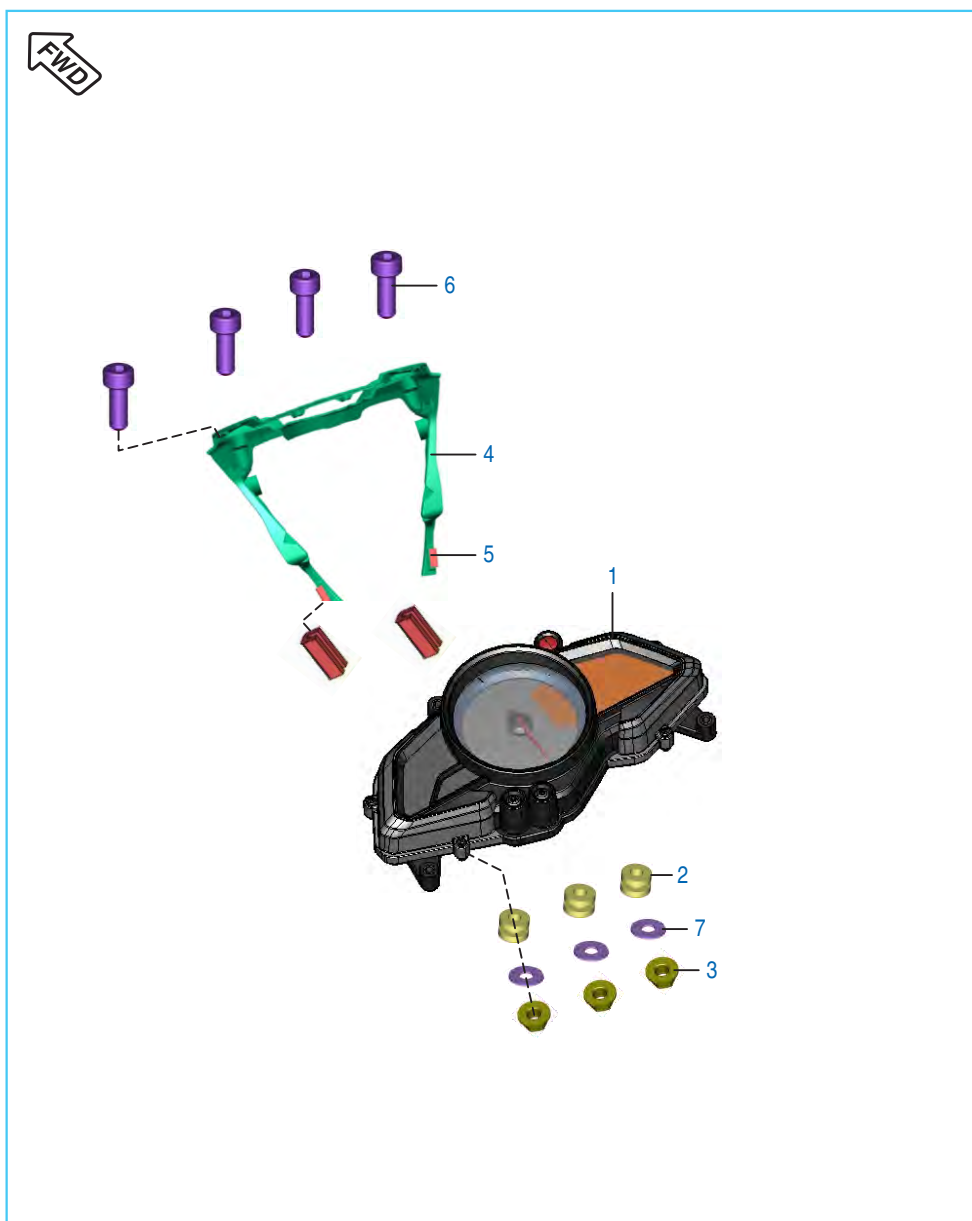
No.	Part No.	Description	Qty.		Remarks
			200 NS	200 AS	
1	JL 1814 49	Bracket Fairing Mounting LH	—	1	
2	JL 1814 47	Bracket Blinker Mounting LH	—	1	
3	JL 1814 48	Bracket Blinker Mounting RH	—	1	
4	JL 1814 50	Bracket Fairing Mounting RH	—	1	
5	39 1778 02	Screw	—	12	
6	KD AA04 08	Washer Plain	—	12	
7	LB R000 02	Screw Self Tapping	—	6	
8	KD BA05 12	Washer Plain	—	6	
9	JL 1814 56	Bracket Side Fairing Mtg LH	—	1	
10	JL 1814 57	Bracket Side Fairing Mtg RH	—	1	
11	LB U000 23	Screw Truss	—	9	
12	KD BA05 12	Washer Plain	—	3	
13	JL 1710 70	Tank Cover Grommet	—	2	
14	JL 1710 71	Tank Cover Mtg Sleeve	—	2	
15	JL 1710 24	Damper	—	4	N.I
16	KA DA06 30	Bolt Flanged	—	2	
17	KA DA05 12	Bolt Flanged	—	4	
18	KD BB05 12	Washer	—	2	
19	LA C000 63	Bolt Socket	—	2	
20	LA C000 34	Bolt M6	—	2	N.I
21	LD B000 23	Washer Plain	—	4	N.I
22	LA C000 22	Bolt Socket Head	—	2	
23	31 1610 78	Washer Nyloc	—	2	
24	JL 1710 78	Pad Tank Cover	—	1	

Fittings - Side Covers & Cover Seat Pulsar 200 AS



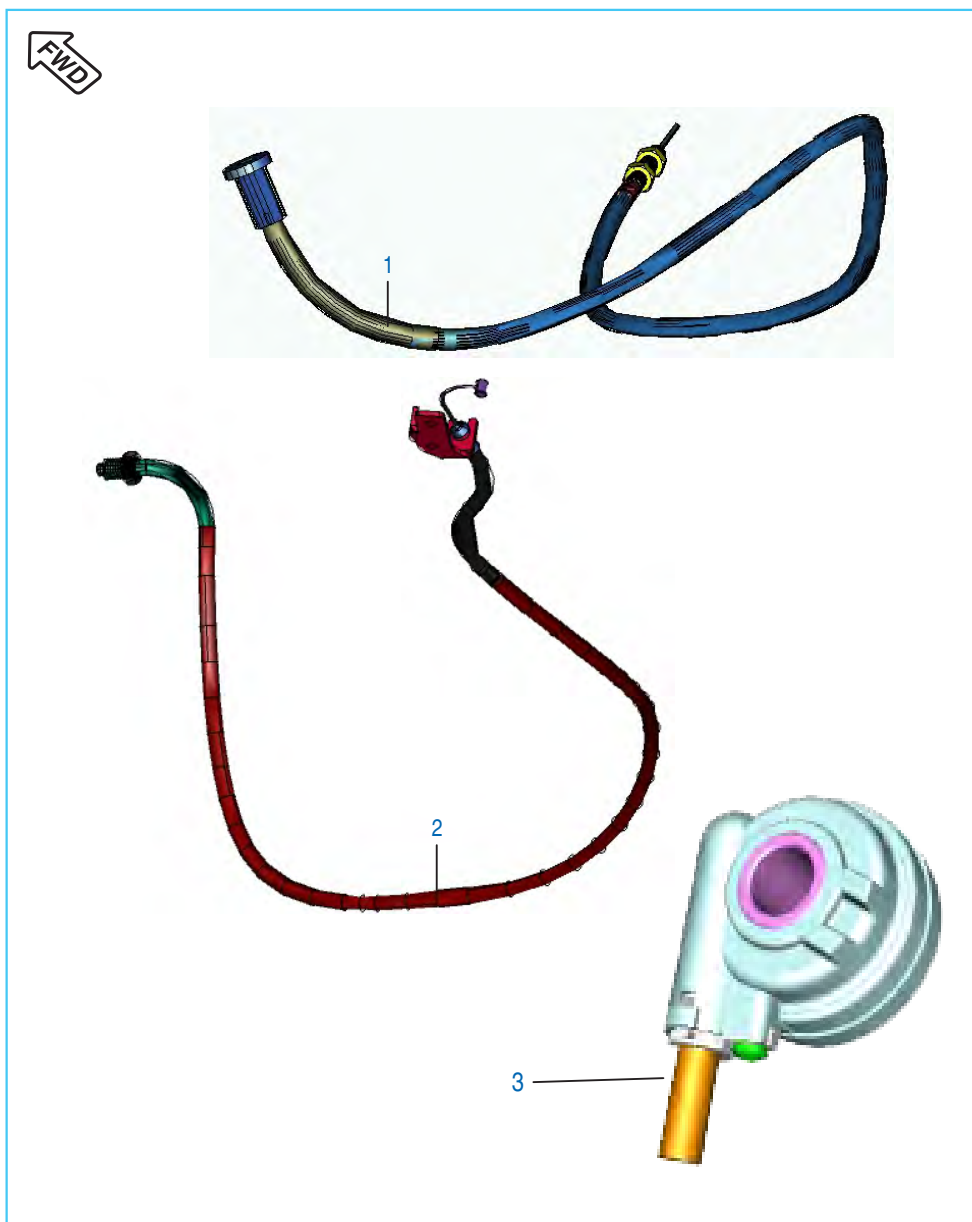
No.	Part No.	Description	Qty.		Remarks
			200 NS	200 AS	
1	JL 1812 88	Step Screw	—	2	
2	KB UA06 12	Screw Truss	—	2	
3	DS 1410 12	Grommet Side Cover	—	4	
4	JL 1812 14	Seal Cowl Inner	—	1	
5	KA Df06 14	Bolt Flanged	—	4	
6	LD B000 23	Washer Plain	—	2	
7	39 0722 11	Washer Plain	—	2	
8	DJ 2011 73	Grommet For Cable RR fender	—	2	
9	DH 1611 58	Grommet Side Cove Rear	—	2	
10	LA C000 35	Bolt Socket	—	4	

Meter Assembly



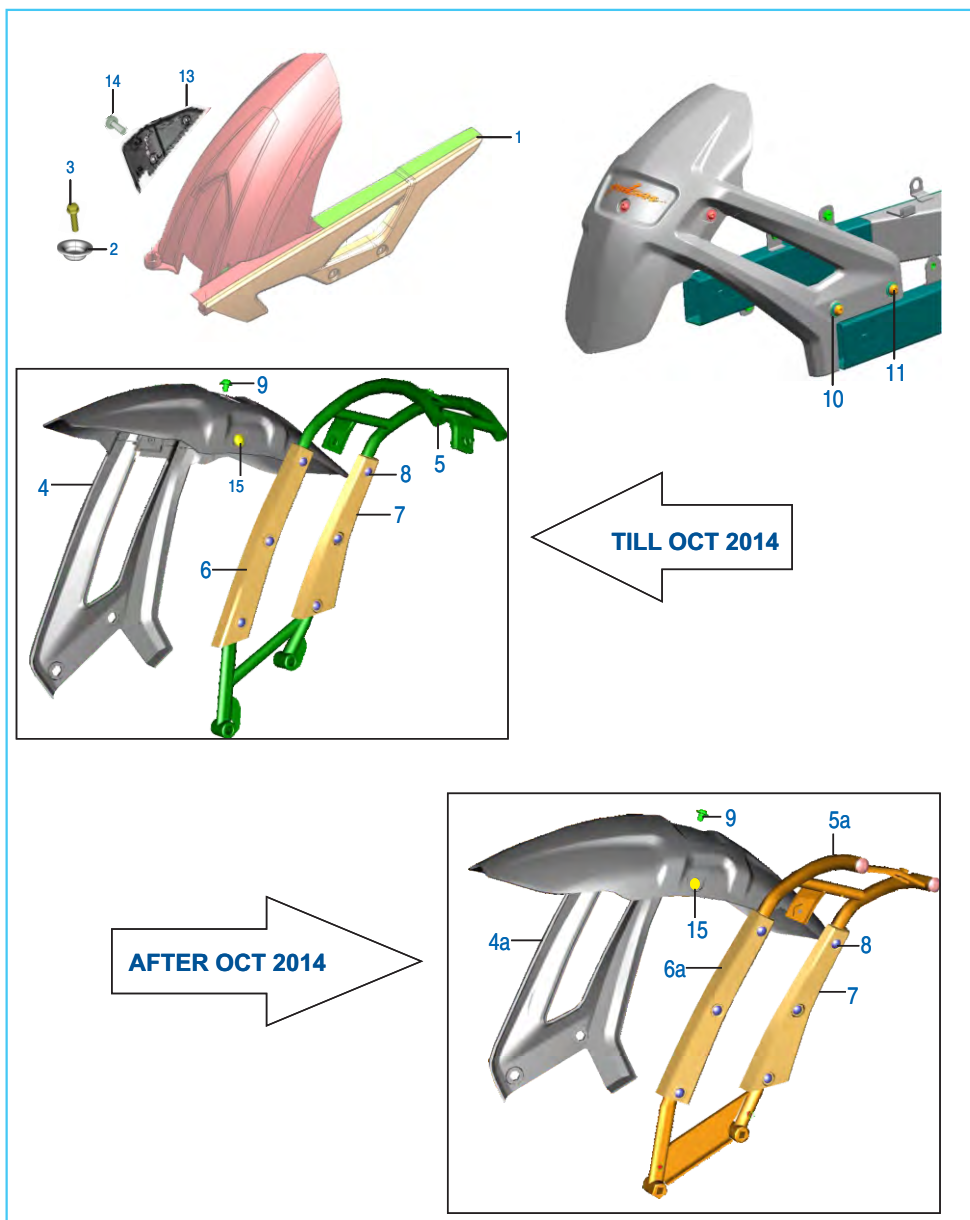
No.	Part No.	Description	Qty.		Remarks
			200 NS	200 AS	
1	JL 4024 00	Speedometer Assembly	1	—	Ref. Cir. IB-74
	JI 4024 05	Speedometer Assembly	—	1	
2	JG 1812 38	Grommet Dashboard	3	3	
3	39 0291 15	Nut - Hexagon :- M5 X 0.8	3	3	N.I.
	KC AA05 04	Nut Hex Thick	3	3	
4	JL 1812 41	Assembly Speedo Flap	1	—	
5	JB 1812 23	Beading Speedo Flap	2	2	
6	KA CB05 14	Bolt-Socket-Kac St-B Dia-05 L-14	4	—	
7	LD B000 07	Washer Plain	3	3	
8	JL 4024 03	Speedometer Harness	1	1	
9	JL 1810 25	Bolt Socket	—	4	
10	KD Aa05 10	Washer Plain	—	4	
11	JL 1814 37	Speedo Flap	—	1	
12	JG 1812 59	Rivet Snap	—	2	

Control Cables



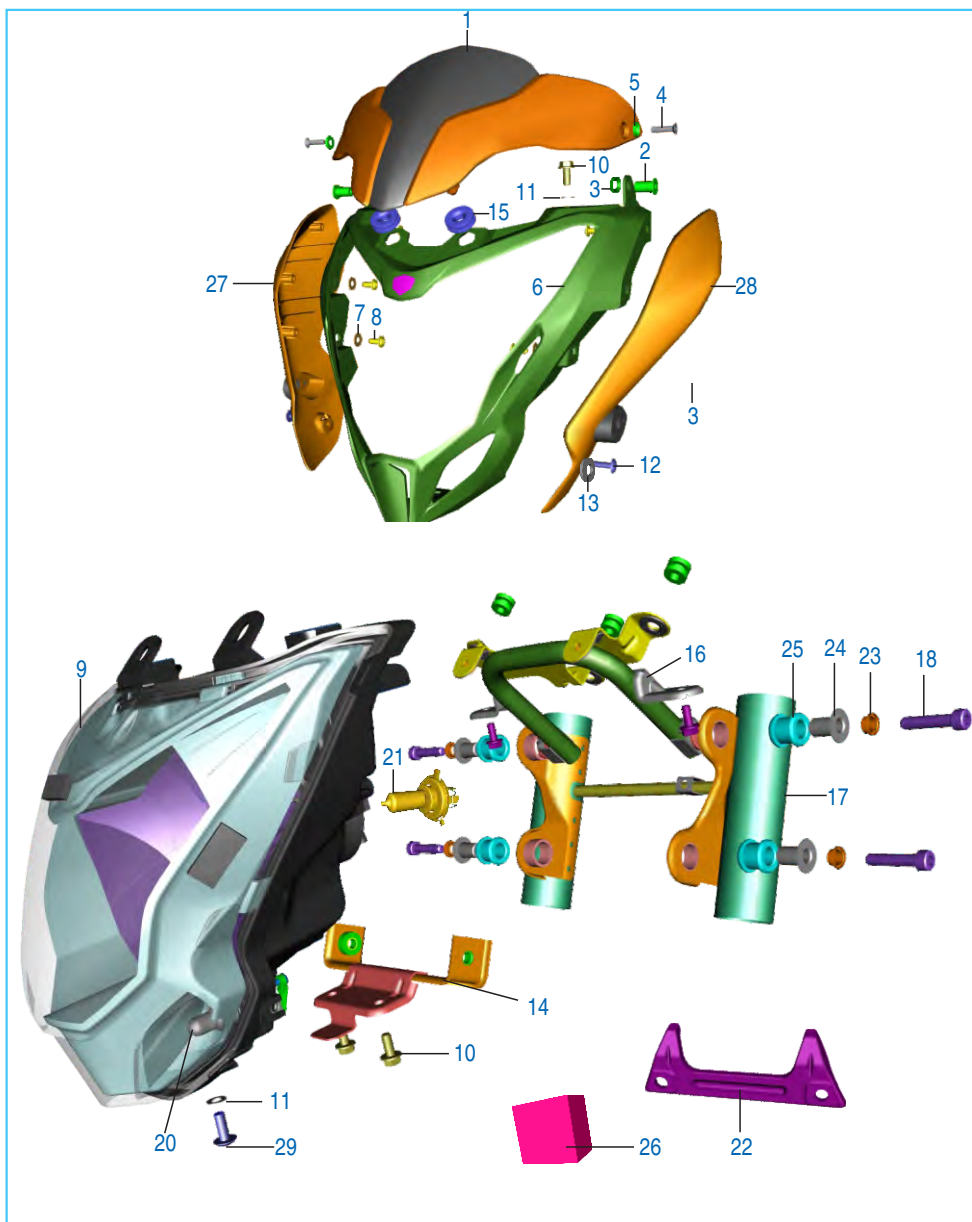
No.	Part No.	Description	Qty.		Remarks
			200 NS	200 AS	
1	JL 1612 01	Cable Throttle	1	—	
	JL 1612 06	Cable Throttle	—	1	
2	JL 1612 00	Cable Clutch	1	1	
3	JC 1510 19	Speed Sensor Assly.	1	1	
4	DK 2010 98	Speedo Sensor	1	1	

Chain Case



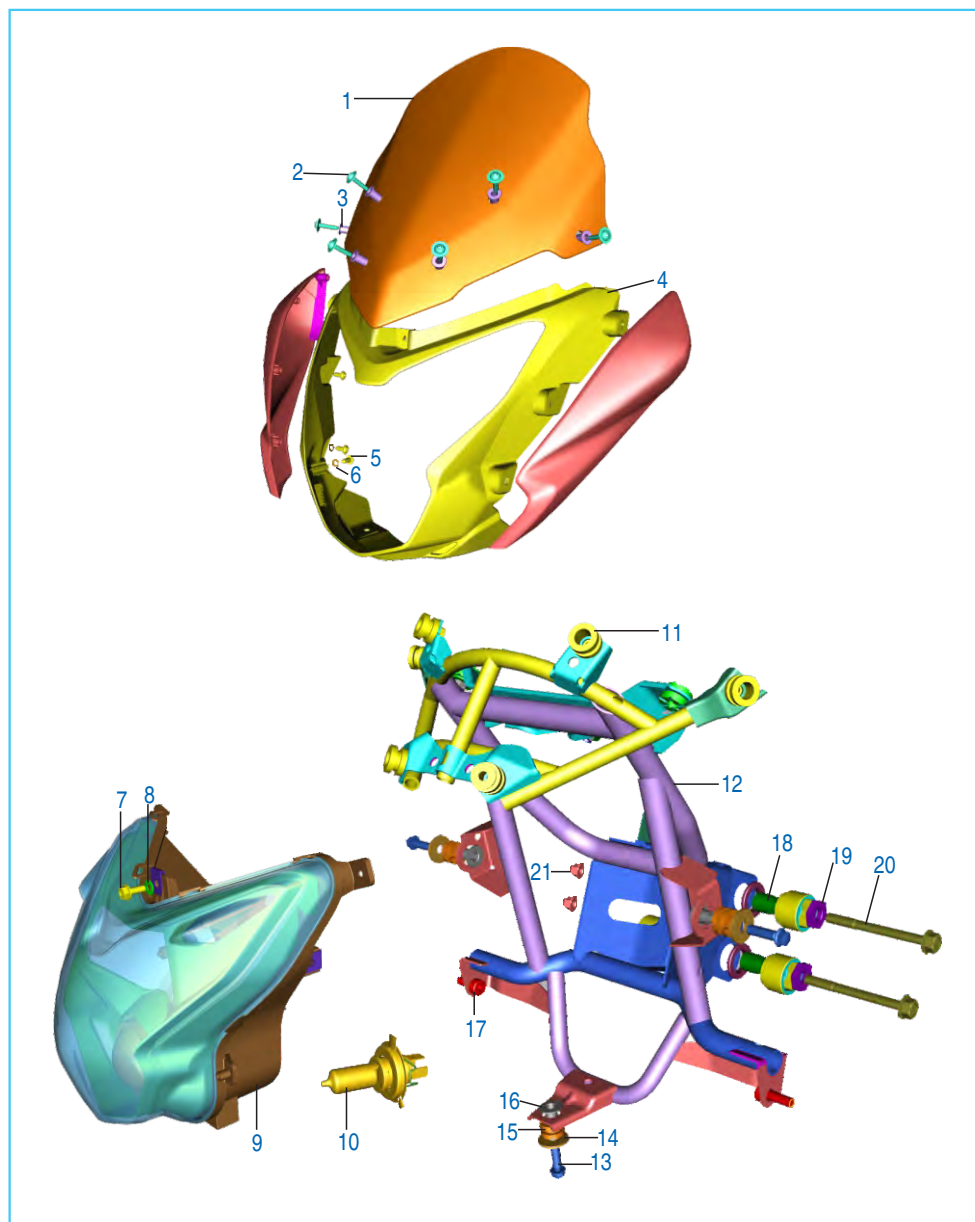
No.	Part No.	Description	Qty.		Remarks
			200 NS	200 AS	
1	JL 1812 05	Cover Assly Chain	1	1	
2	JG 1220 28	Extruded Washer	2	2	
3	39 1791 04	Bolt Flanged M6X8	2	2	
4	JL 1814 09	Asly Hugger Rear	1	—	
4a	DT 1814 14	Asly Hugger Rear	1	—	
5	JL 1810 06	Tube Rear Hugger Mtg	1	—	
5a	DT 1810 00	Tube Rear Hugger Mtg	1	—	
6	JL 1814 07	Cover 1- Hugger Rear	1	—	
6a	DT 1814 15	Cover 1- Hugger Rear	1	—	
7	JL 1814 08	Cover 2- Hugger Rear	1	—	
8	KB UB04 10	Screw	6	—	
9	LA C000 37	Bolt Soc-special Head	3	—	
10	39 0265 12	Spring Washer	2	—	
11	LA C000 54	Bolt Special Socket	2	—	
12	JL1814 10	Collar Hugger Rear	2	—	
13	JL 1812 53	Chain Cover RH Side	1	1	
14	LA C000 08	Bolt Socket Head	2	—	
	LA C000 54	Bolt Socket Head	2	2	

Head Lamp & Fairing - Pulsar 200 NS



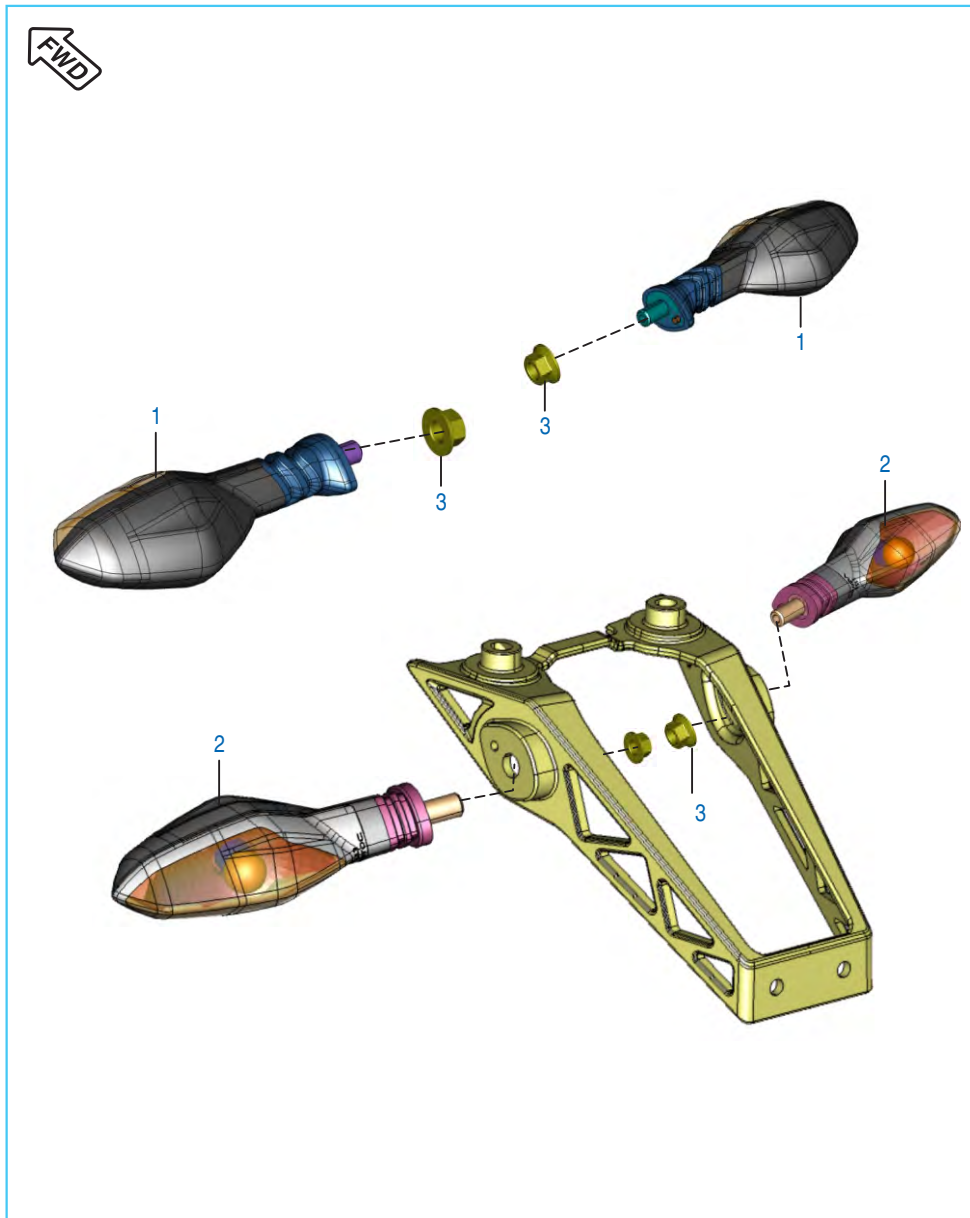
No.	Part No.	Description	Qty.		Remarks
			200 NS	200 AS	
1	JL 1810 08	Windshield Assembly	1	—	
2	JG 1812 36	Well Nut - M5 X 16 L	2	—	
3	JG 1812 35	Washer Special	2	—	
4	LB S000 02	Screw M5X20Lx4.8	2	—	
5	JL 1812 47	Grommet Wind Screen Mounting	2	—	
6	JL 1812 03	Fairing	1	—	
7	KD BA05 12	Washer Plain Small	6	—	
8	LB R000 02	Self Tapping Screw - Dia 5	6	—	
9	JL 4010 12	Head Lamp Assy	1	—	
10	KA DE06 14	Bolt - Flanged	2	—	
11	KD AA06 11	Washer - Plain	3	—	
12	KB UA05 16	Screw - Truss - M5 X 16L, 4.8	2	—	
13	39 2141 24	Washer	2	—	
14	JL 1812 36	Bracket Lower Mtg	1	—	
15	JL 1812 49	Damper Head Lamp	1	—	
16	JL 1812 37	Bracket Upper Mtg	1	—	
17	JL 1812 35	Lamp Shade assly.	1	—	
18	KA CH08 35	Bolt Pivot Mass Carrier	4	—	
19	36 JL00 17	Kit Wind Shield Mtg	1	—	
20	DH 1910 37	Bulb Pilot 12V 3W	2	—	
21	EC 4010 30	Head Lamp Bulb 60/55W (H4)	1	—	
22	JL 1812 83	Bracket Wind Shield	1	—	
23	JL 1812 57	collar Fairing	4	—	
24	PA 1812 93	Collar Fairing Mtg.	4	—	
25	PA 1812 92	Grommet Fairing Mtg.	4	—	
26	JL 1812 63	Foam Strip	1	—	
27	JL 1812 34	Side Mask RH	1	—	
28	JL 1812 33	Side Mask LH	1	—	
29	KB Ua06 16	Screw Truss	1	—	

Head Lamp & Fairing - Pulsar 200 AS



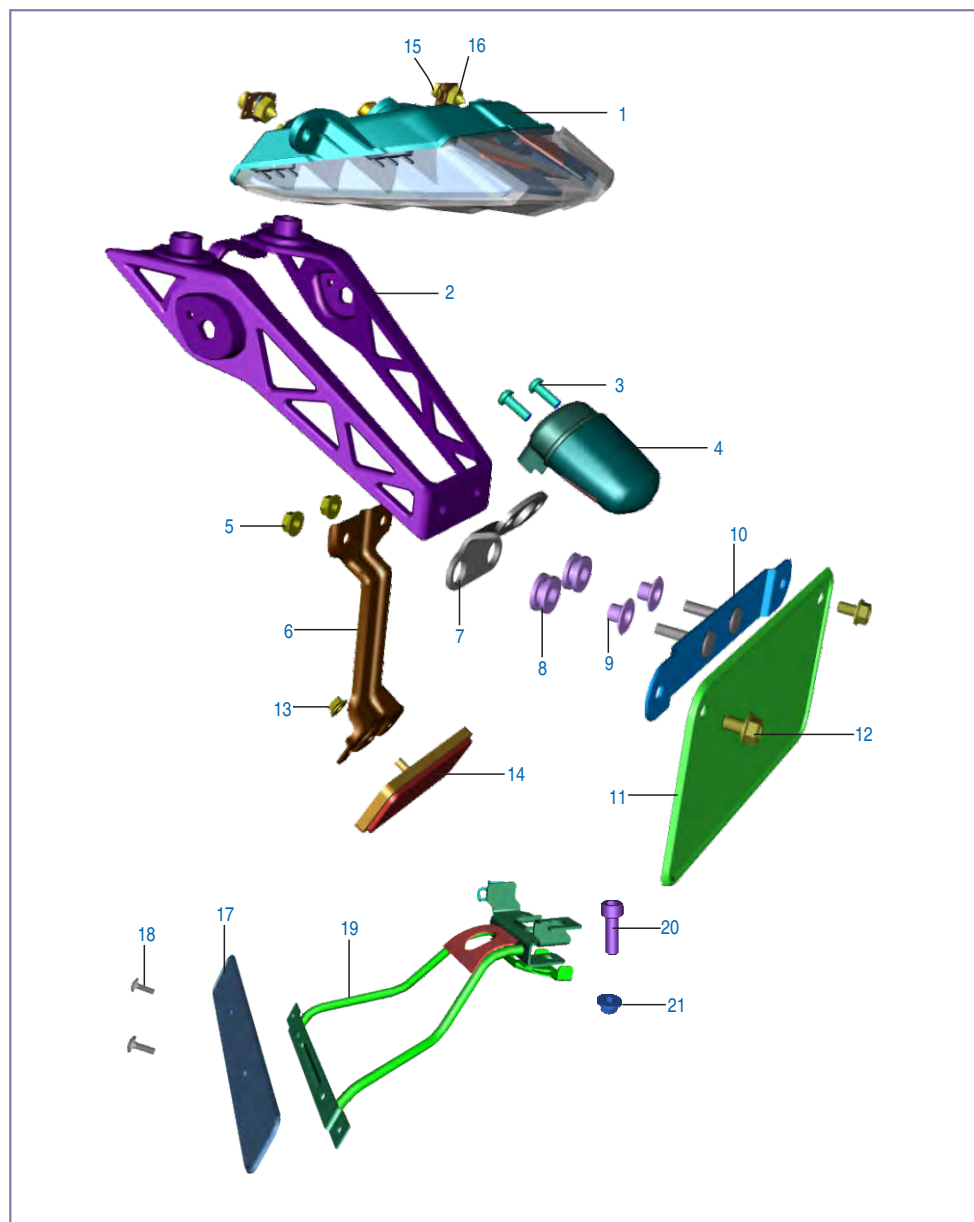
No.	Part No.	Description	Qty.		Remarks
			200 NS	200 AS	
1	JL 1814 26	Wind Shield	—	1	
2	LB U000 30	Screw Truss	—	7	
3	JL 1814 53	Collar Wind Shield	—	7	
4	JL 1814 17	Mask	—	1	
5	LB R000 02	Self Tapping Screw	—	10	
6	KD Ba05 12	Washer Plain	—	10	
7	KA DC06 16	Bolt Flanged	—	1	
8	KD Ba06 13	Washer Plain	—	1	
9	JL 4010 17	Headlamp Assly	—	1	
10	DK 2010 43	Headlamp Bulb 55 W	—	1	
11	JL 1812 45	Grommet	—	6	
12	JL 1814 16	Fairing Structure	—	1	
13	KA EG06 20	Bolt Flange	—	3	
14	39 0211 11	Washer Plain	—	3	
15	DJ 1810 64	Grommet Fairing Mtg	—	3	
16	DJ 1810 29	Collar Fairing Mtg	—	3	
17	JD 1718 01	Socket Head Bolt	—	2	
18	DT 1813 11	Spacer Fairing Structure Mtg	—	4	
19	DT 1813 10	Hex Thrust Washer	—	4	
20	LA D001 20	Bolt Flanged	—	2	
21	39 2535 15	Nut Dome Cap	—	2	

Indicator Light Assembly



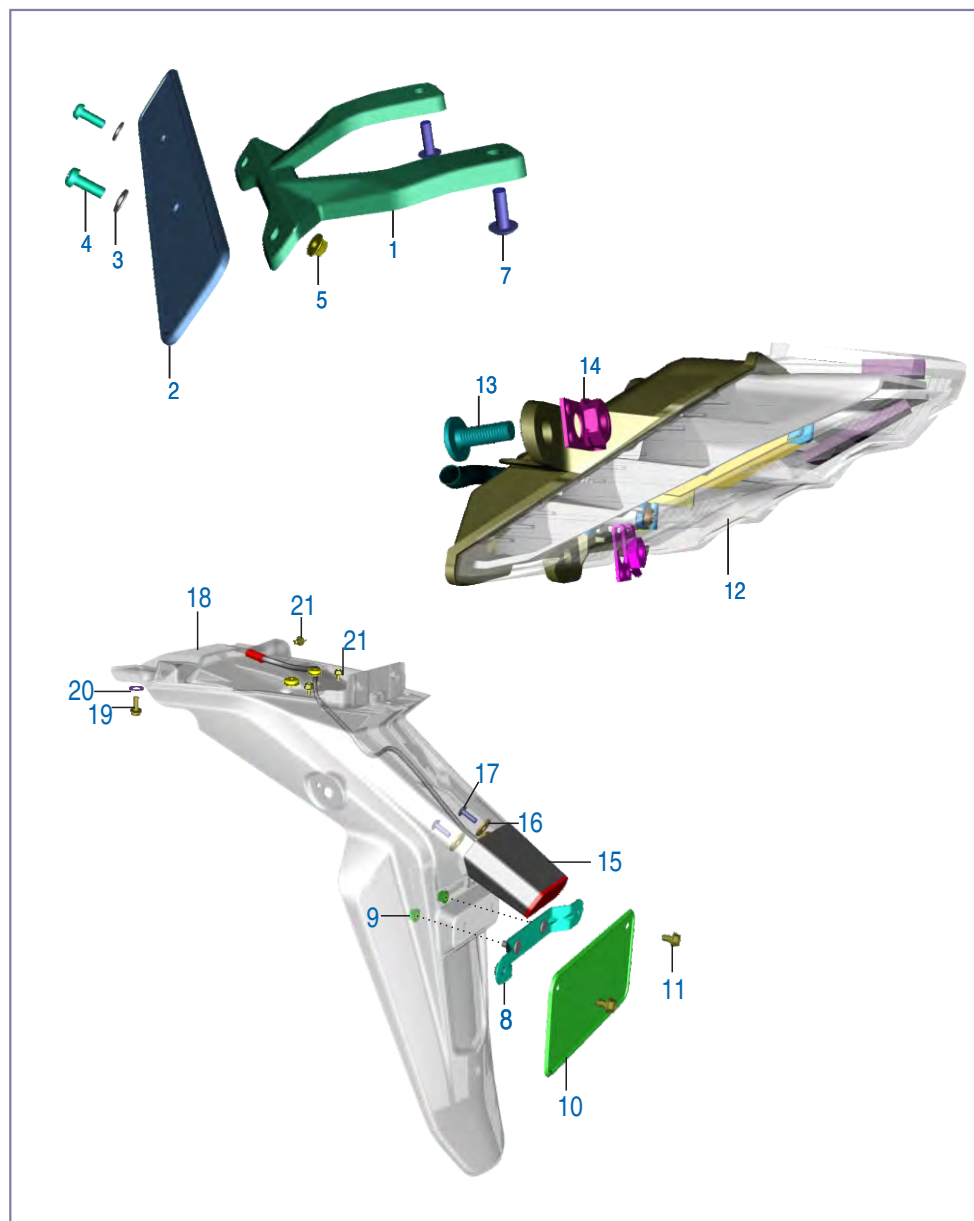
No.	Part No.	Description	Qty.		Remarks
			200 NS	200 AS	
1	JL 4010 06	Indicator Assy FR LH / RH	1	1	
2	JL 4010 04	Indicator Assy RR LH / RH	1	1	
3	39 1225 15	Nut - Hexagon With Flange : M10	4	—	
	KC Ga10 10	Nut - Hexagon	—	2	Front Indicator Mtg
	KC Gd10 10	Nut - Hexagon	—	2	Rear Indicator Mtg

Tail Lamp Assly / Front Number Plate - Pulsar 200 NS



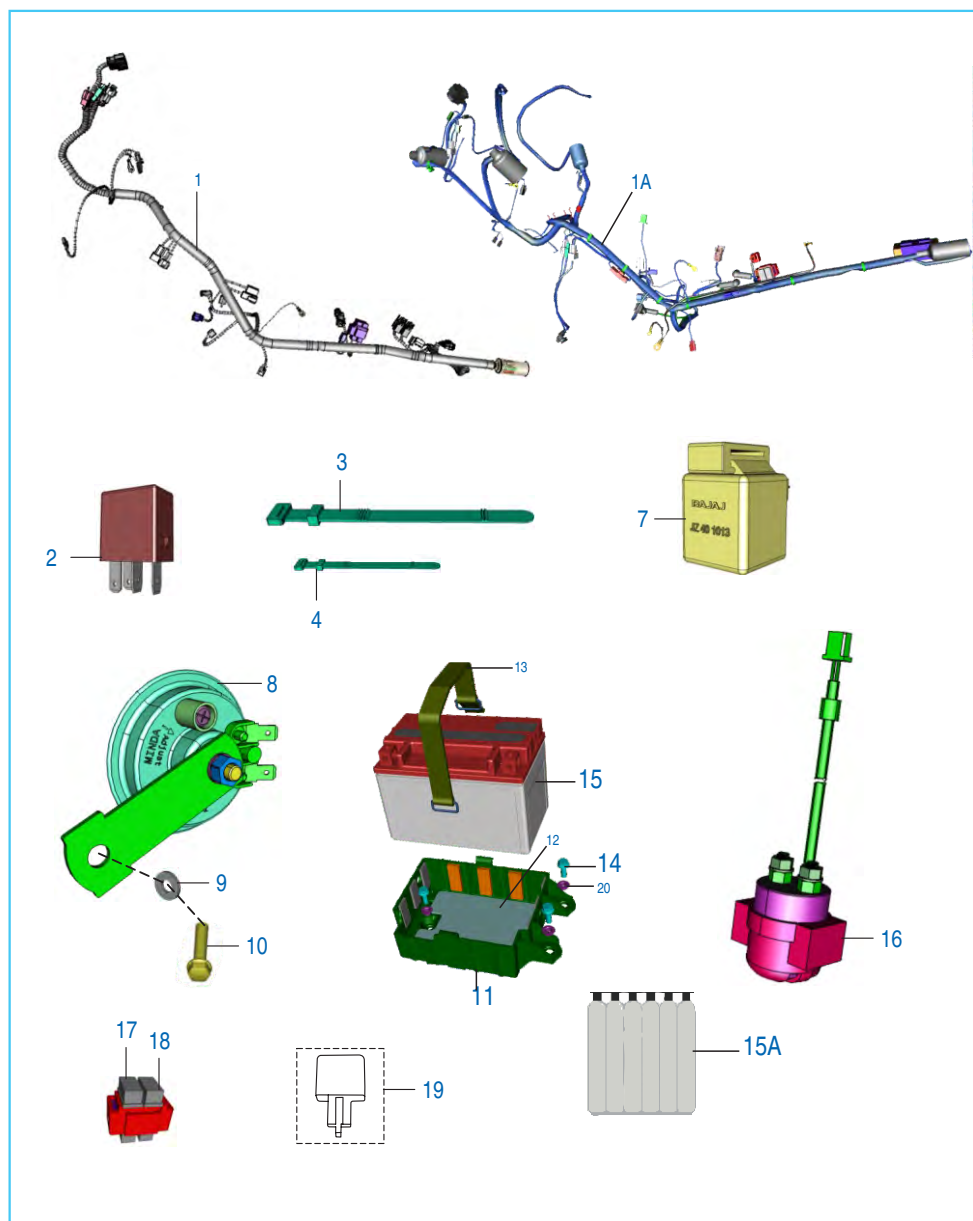
No.	Part No.	Description	Qty.		Remarks
			200 NS	200 AS	
1	JL 4010 02	Lamp Tail Assly	1	—	
2	JL 1138 00	Bracket Rear Blinker Mtg	1	—	
3	KB Ba05 14	Screw Pan Cross	2	—	
4	JD 4010 07	Rear Number Plate Lamp	1	—	
5	KC Gd06 06	Nut Hex Flanged	2	—	
6	JL 1138 03	Bracket Reflector	1	—	
7	JL 1138 10	Bracket Number Plate Illumination	1	—	
8	JL 1138 10	Grommet Illumination Bracket	2	—	
9	JL 11 3812	Sleeve	2	—	
10	JL 2328 08	Bracket RR Number Plate Mtg.	1	—	
11	DP 1611 45	Number Plate	1	—	
12	KA Dd05 10	Bolt Flanged	2	—	
13	39 2484 15	Nut Hex Flanged	1	—	
14	DD 2010 02	Reflector	1	—	
15	39 1907 01	Screw Truss Cross	3	—	
16	DJ 1612 29	Nut Clip	3	—	
17	JU 2328 00	Front Number Plate	1	—	
18	LB U000 09	Screw Mushroom Head	2	—	
19	JL 2328 05	Bracket Number Plate	1	—	
20	59 0400 48	Bolt - Flanged : M8	1	1	Alternate
21	LC A000 08	Nut	2	—	

Tail Lamp Assly / Front Number Plate - Pulsar 200 AS



No.	Part No.	Description	Qty.		Remarks
			200 NS	200 AS	
1	JL 2328 10	Bracket No Plate Front	—	1	
2	JU 2328 00	No. Plate Front	—	1	
3	39 2141 24	Washer None Metallic	—	2	
4	KB Ba05 14	Screw Pan Cross	—	2	
5	KC Ga05 05	Nut Hex	—	2	
6	JY 1812 84	Washer Nylon	—	2	
7	KB Uc06 25	Screw Truss	—	1	
8	JL 2328 11	Bracket No. Plate Mtg.	—	1	
9	LC G000 08	Nut Flanged	—	2	
10	DP 1611 45	Nut Flanged Rear	—	1	
11	KA DD06 10	Bolt Flanged	—	2	
12	JL 4010 02	Tail Lamp	—	1	
13	39 1907 01	Screw	—	3	
14	DJ 1612 29	Clip Nut	—	3	
15	JF 4010 16	Lamp Rear Number Plate	—	1	
16	39 0211 11	Washer Plain	—	2	
17	KB Ua05 16	Screw Thrus	—	2	
18	JL 1814 33	Fender Rear	—	1	
19	KA DF06 16	Bolt Flange	—	2	
20	LD B000 23	Washer Plain	—	2	
21	KA DF06 08	Bolt Flange	—	4	

Electrical Equipments



Front Wheel Direction

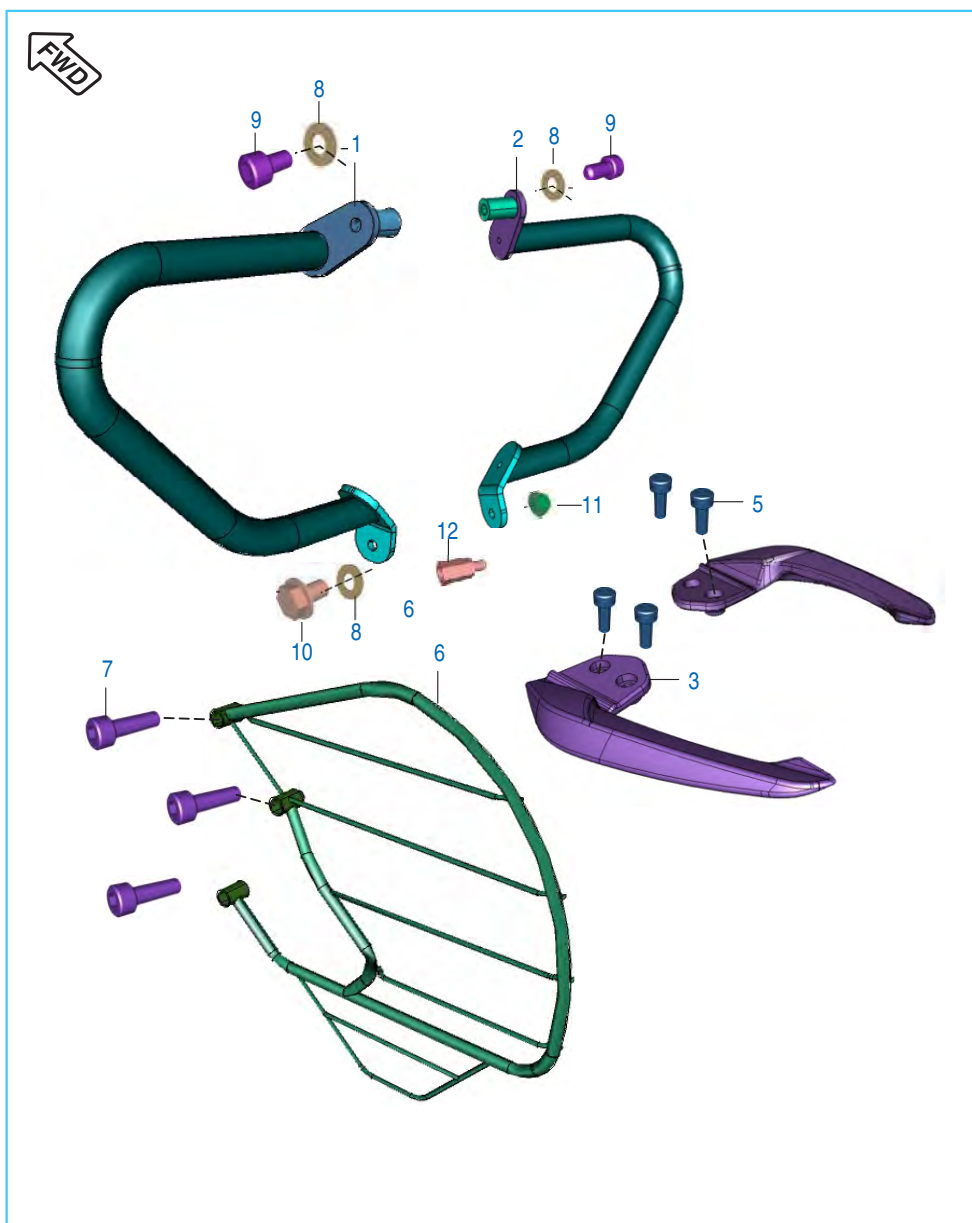
No.	Part No.	Description	Qty.		Remarks
			200 NS	200 AS	
1	JL 4022 03	Harness Wiring	1	—	for Argentina Ref. Cir. IB-194
	JL 4022 10	Harness Wiring	1	—	
	JL 4022 29	Harness Wiring	1	—	
1A	JL 4022 20	Harness Wiring	—	1	
	JL 4022 28	Harness Wiring	—	1	
2	JL 4030 00	Relay Inter lock	1	1	
3	30 1910 48	Band	5	5	
4	30 2010 64	Band	3	3	
5	JL 4022 01	Cable Assy Relay To Motor	1	1	N.I.
6	JL 4022 02	Cable Earth	1	1	N.I.
7	JZ 4010 13	Headlamp Control Unit (Ve Model)	1	—	
	DT 4020 06	Light Control Module	—	1	
8	JG 4016 01	Horn	1	—	
	JL 4016 02	Horn	—	1	
9	39 1507 11	Washer - Plain	1	1	
10	39 2205 04	Hex Head Bolt - Flanged M8	1	—	
	39 1956 04	Bolt Flanged	—	1	
11	JL 1812 18	Battery Case	1	1	
12	JL 4018 03	Foam Bottom Battery 6 & 8Ah	11	11	
13	JL 4018 01	Battery Band	1	1	
14	39 1944 04	Bolt - Flanged	4	4	
15	JU 4018 03	12V 8Ah Vrla Battery W/o acid Bottle	1	1	
15a	JU 4018 02	Acid Bottle	1	1	
16	JN 3516 04	Starter Relay- With Grommet	1	1	
17	JL 4022 08	Fuse - 20A (Blade Type)	2	2	N.I.
18	AP 2010 25	Fuse 15A (Blade Type)	2	2	N.I.
19	DS 2010 25	Flasher - D. C. :- Solid State	1	1	
20	JL 1812 64	Sleeve Battery Box	3	3	

Tool Kit



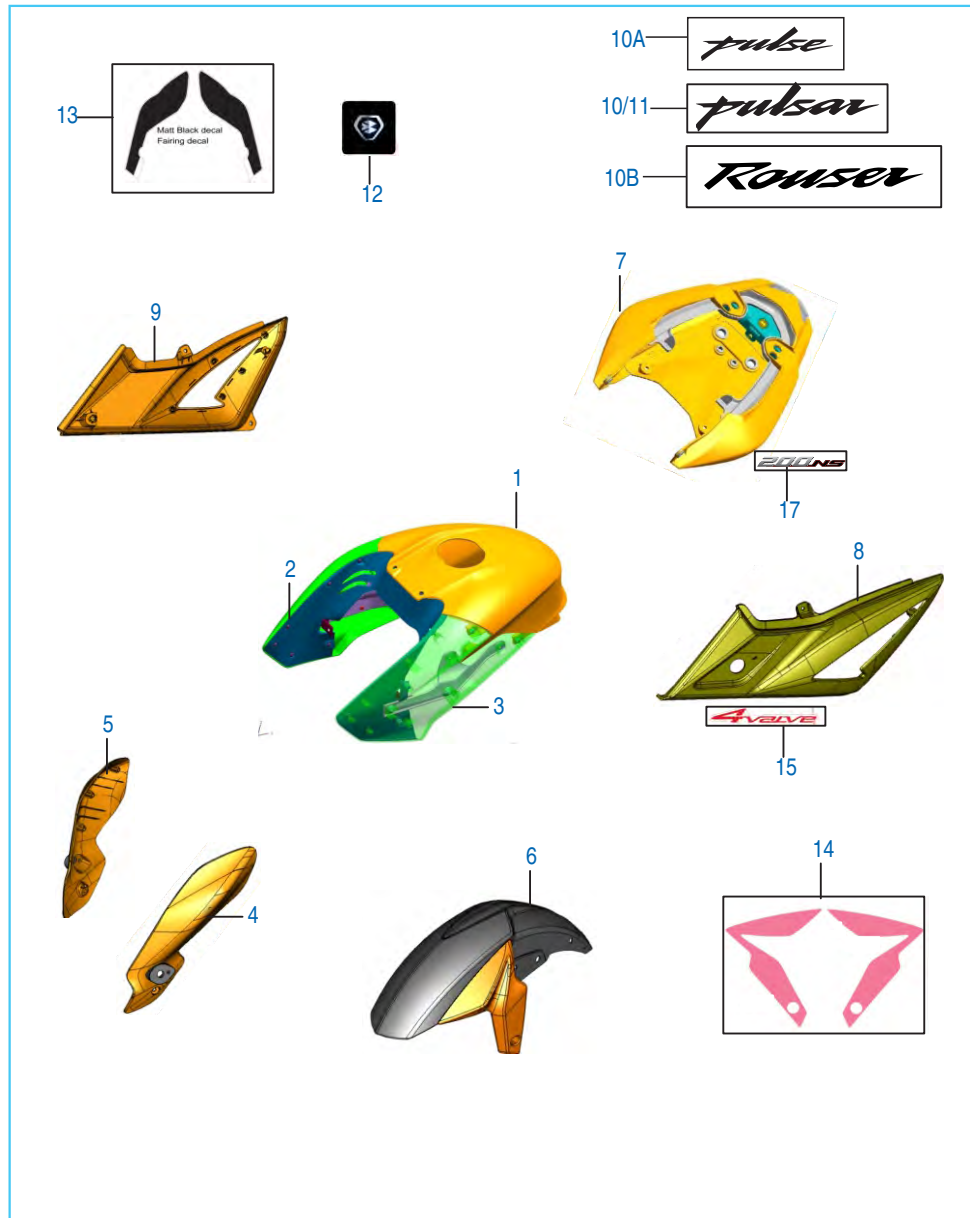
No.	Part No.	Description	Qty.		Remarks
			200 NS	200 AS	
1	DJ 2210 19	Tool Kit	1	1	
2	DK 2210 24	Band Tool Kit	2	2	

Accessories / Grab Handle



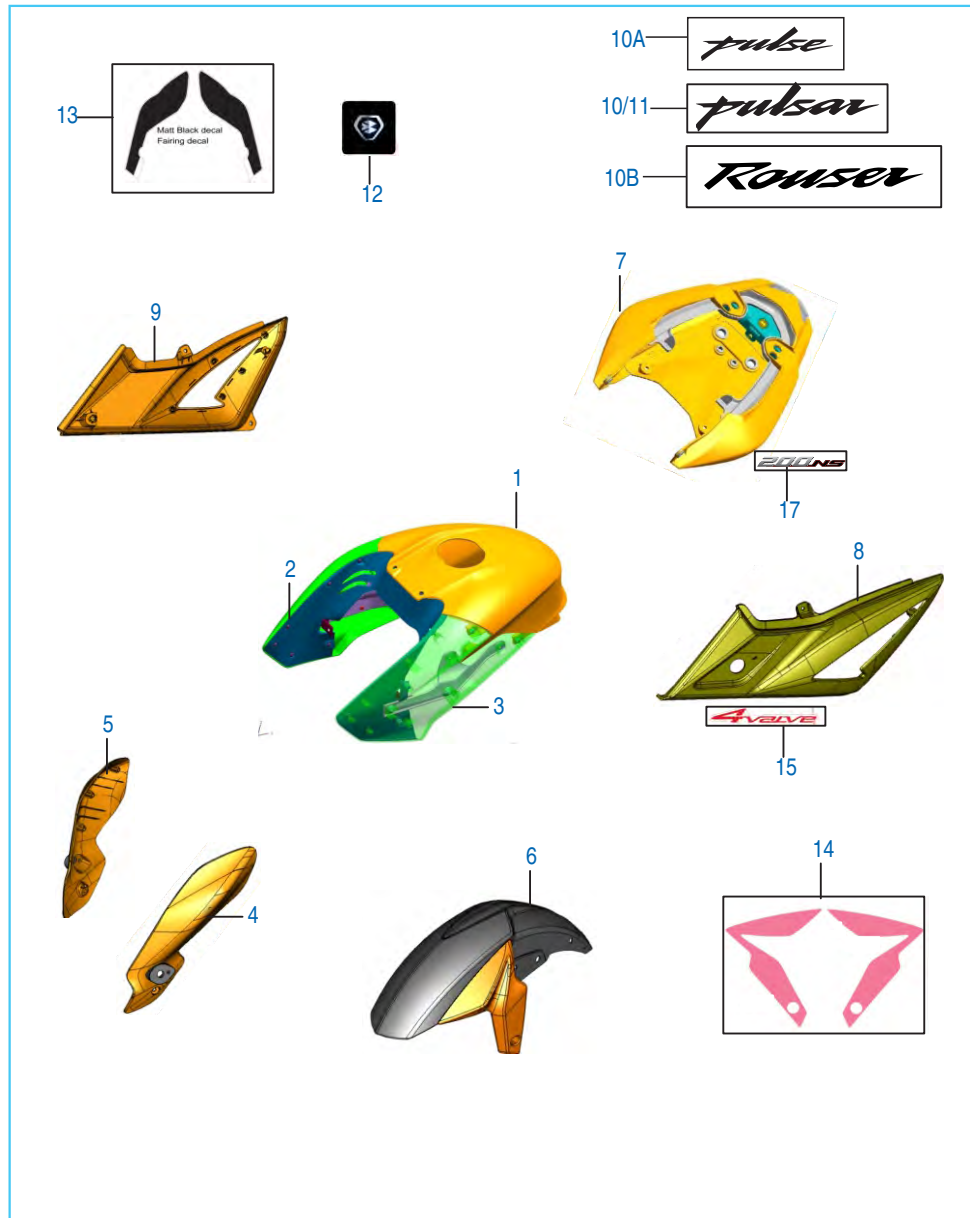
No.	Part No.	Description	Qty.		Remarks
			200 NS	200 AS	
1	JL 2312 01	Guard Leg LH	1	1	
2	JL 2312 03	Guard Leg Guard Rh	1	1	
2A	LA C000 29	Bolt Socket Head	1	1	
3	JL 2314 04	Grab Handle Assy Lh	1	1	
4	JL 2314 05	Grab Handle Assy Rh	1	1	
5	LA C000 17	Bolt Socket M8 X 1.25	4	4	
6	JL 2312 02	Guard Saree	1	—	
	JL 2312 11	Guard Saree	—	1	
7	KA Cb06 22	Bolt Socket L-22	3	2	
7A	39 2038 04	Hex Socket Bolt	—	1	
8	KD BE06 13	Washer	4	4	
9	KA CA06 35	Bolt Socket	2	—	
	LA C000 48	Bolt Socket	—	2	
10	LA D000 40	Bolt Flanged M6-6L	1	—	
	LA C000 48	Bolt Socket	—	1	
11	JU 2312 07	Nut Nylock M8 x 1.25	1	—	
	39 2723 15	Hex Nut	—	1	
12	JU 2312 05	Nut Leg Guard Mounting	1	1	
13	JL 2312 09	Plug Saree Guard	3	3	

Painted Parts and Decals



No.	Part No.	Description	Qty.		Remarks
			200 NS	200 AS	
1	56 JL22 X3	Tank Cover Top	1	—	common for all For Iran
	56 JL22 5Y	Tank Cover Top - Metallic White	1	—	
2	52 JL02 18	Tank Cover Side LH - Saffire Blue	1	—	
	56 JL20 X3	Tank Cover Side LH - Black	1	—	
	52 JL02 20	Tank Cover Side LH - White	1	—	
	52 JL02 16	Tank Cover Side LH - Red	1	—	
3	52 JL02 19	Tank Cover Side RH - Saffire Blue	1	—	
	56 JL21 X3	Tank Cover Side RH - Black	1	—	
	52 JL02 21	Tank Cover Side RH - White	1	—	
	52 JL02 17	Tank Cover Side RH - Red	1	—	
4	52 JL01 96	Side Mask RH - Saffire Blue	1	—	
	52 JL01 92	Side Mask RH - Black	1	—	
	52 JL01 98	Side Mask RH - White	1	—	
	52 JL01 94	Side Mask RH - Red	1	—	
5	52 JL01 95	Side Mask LH - Saffire Blue	1	—	
	52 JL01 91	Side Mask LH - Black	1	—	
	52 JL01 97	Side Mask LH - White	1	—	
	52 JL01 93	Side Mask LH - Red	1	—	
6	52 JL01 89	Front Fender Blue	1	—	
	JL 7501 X3	Front Fender Black	1	—	
	52 JL01 90	Front Fender White	1	—	
	52 JL01 88	Front Fender Red	1	—	

Painted Parts and Decals




No.	Part No.	Description	Qty.		Remarks
			200 NS	200 AS	
7	56 JL10 5N	Seat Cowl Assy - Blue	1	—	For Iran For Argentina
	56 JL10 X3	Seat Cowl Assy - Black	1	—	
	56 JL10 5Y	Seat Cowl Assy - White	1	—	
	56 JL10 4R	Seat Cowl Assy - Red	1	—	
8	52 JL00 54	Cover Side LH Assly	1	—	
9	52 JL00 55	Cover Side RH Assly	1	—	
10	JL 2330 04	3D Decal Tank RH	1	—	
10A	JL 2331 85	3D Decal Tank LH/RH	1	—	
10B	JL 2330 17	3D Tank Decal Set Rouser	1	—	
11	JL 2330 03	3D Decal Tank LH	1	—	
12	JL 2330 02	'B' Logo	1	—	
13	36 JL00 48	Fairing DCL Upper - Blue	1	—	
	36 JL00 26	Fairing DCL Upper - Black	1	—	
	36 JL00 63	Fairing DCL Upper - White	1	—	
	36 JL00 49	Fairing DCL Upper - Red	1	—	
14	JL 2330 05	Decal Side Cover 4 Valve	2	—	

Painted Parts and Decals New Decal Scheme As Per Cir IB-166

15



16

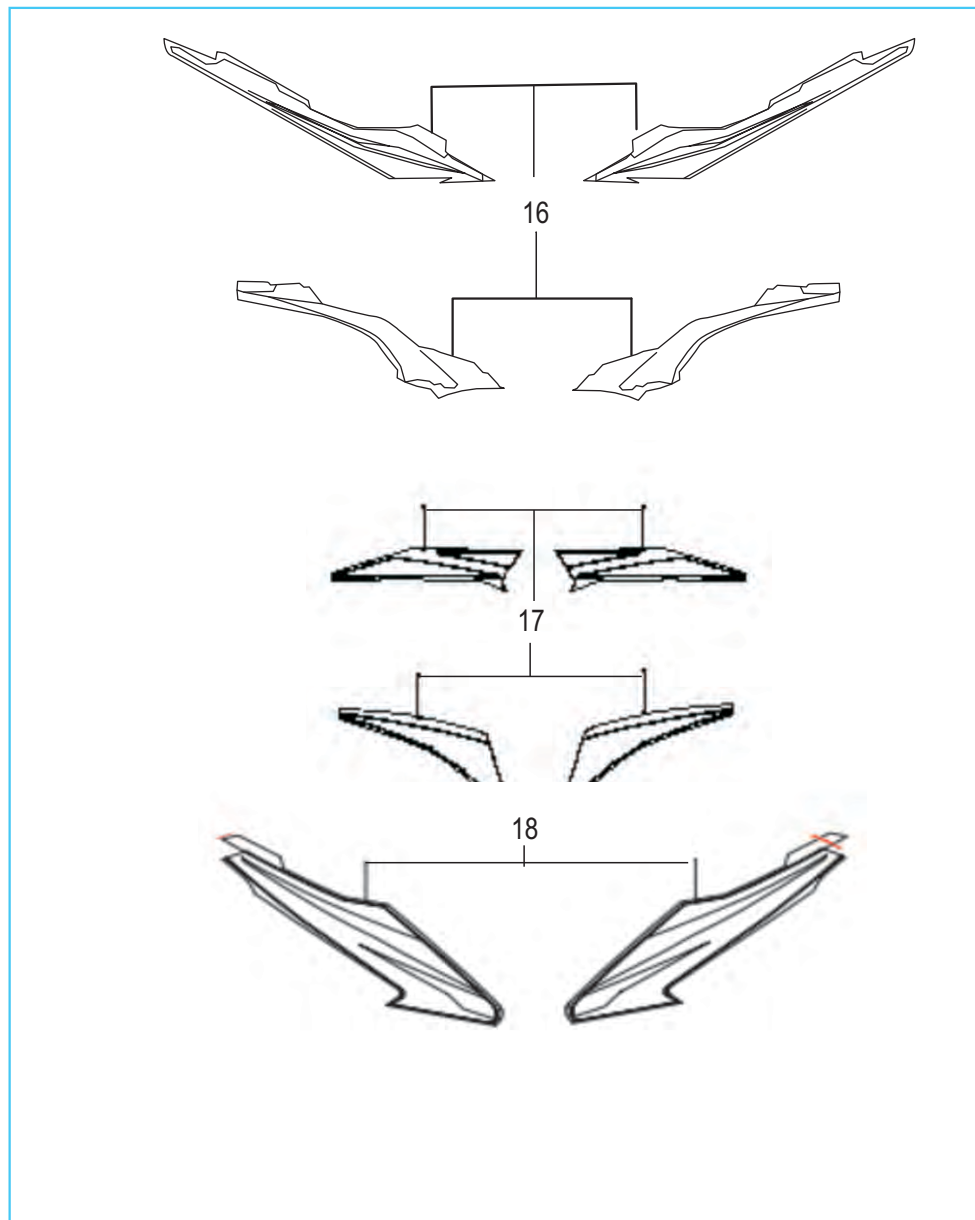


17



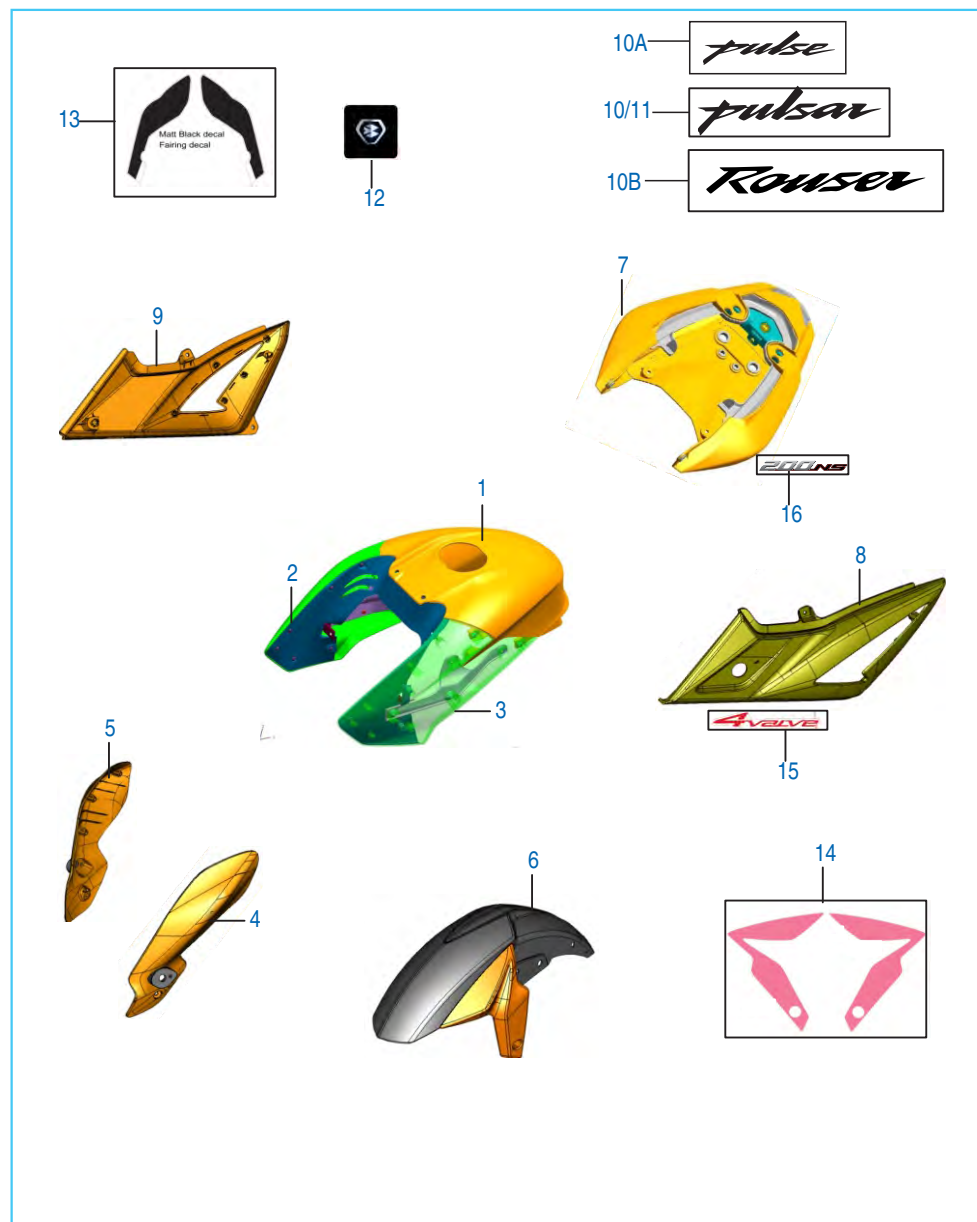
No.	Part No.	Description	Qty.		Remarks
			200 NS	200 AS	
15	36 JL00 78	Kit New Dcl Seat Cowl	1	—	Passion Red
	36 JL00 79	Kit New Dcl Seat Cowl	1	—	Metallic White
	36 JL00 80	Kit New Dcl Seat Cowl	1	—	Saffire Blue
16	36 JL00 81	Kit New Dcl Spoiler	1	—	Passion Red
	36 JL00 82	Kit New Dcl Spoiler	1	—	Metallic White
	36 JL00 83	Kit New Dcl Spoiler	1	—	Saffire Blue
	36 JL00 92	Kit New Dcl Spoiler	1	—	For Iran
	36 JL00 84	Kit New Dcl Necked Sport	1	—	
18	36 JL00 53	Kit Dcl Tank Lower P- Red	1	—	N.I
	36 JL00 52	Kit Dcl Tank Lower S Blue	1	—	N.I
	36 JL00 68	Kit Dcl Tank Lower M White	1	—	N.I
	36 JL00 93	Kit Dcl Tank Lower PM White	1	—	For Iran

Painted Parts and Decals Old Decal Scheme Before Cir IB-166



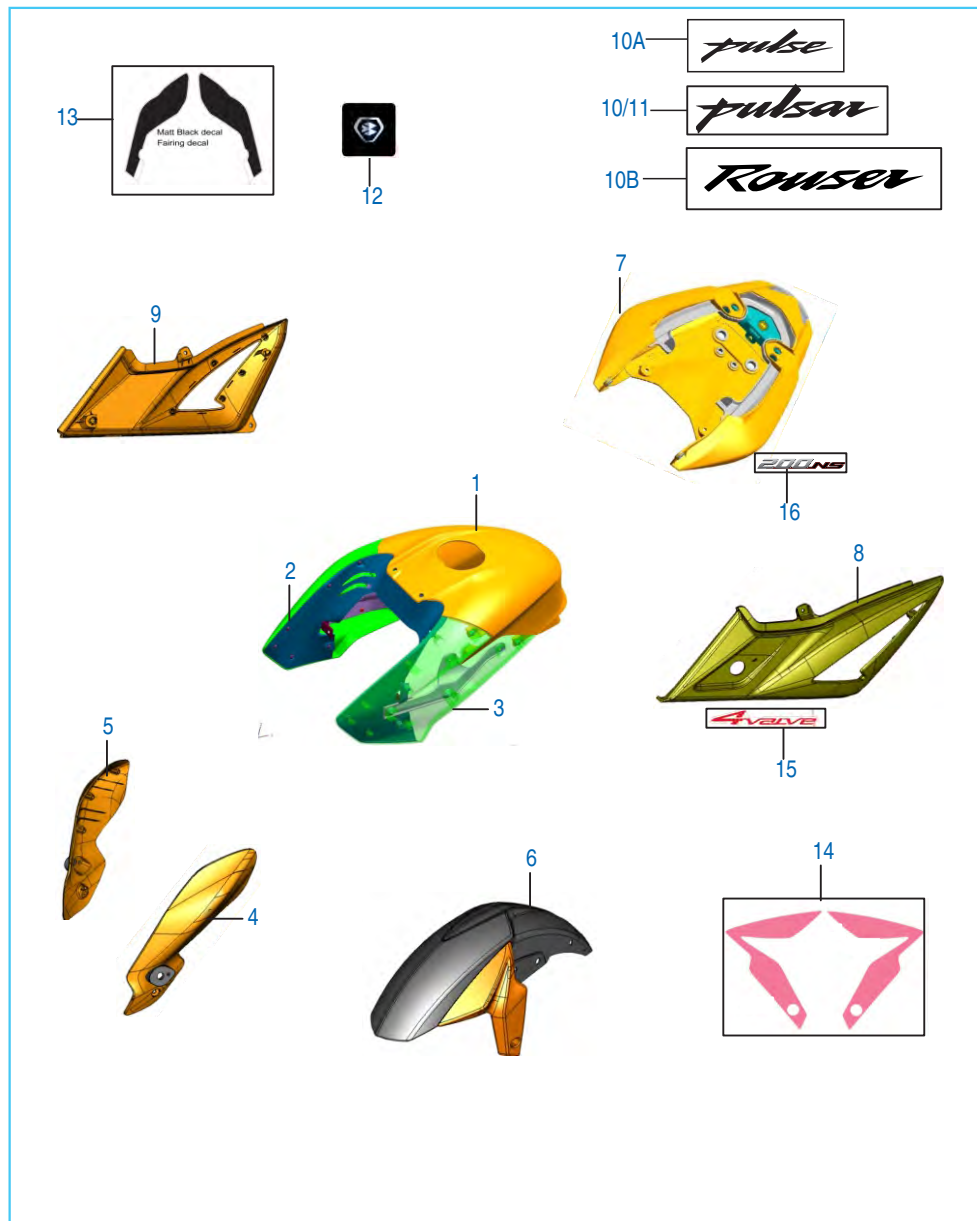
No.	Part No.	Description	Qty.		Remarks
			200 NS	200 AS	
16	36 JL00 58	Kit Dcl Seat Cowl	1	–	Passion Red
	36 JL00 66	Kit Dcl Seat Cowl	1	–	Metallic White
	36 JL00 57	Kit Dcl Seat Cowl	1	–	Saffire Blue
17	36 JL00 54	Kit Dcl Spoiler	1	–	Passion Red
	36 JL00 67	Kit Dcl Spoiler	1	–	Metallic White
	36 JL00 55	Kit Dcl Spoiler	1	–	Saffire Blue
18	36 JL00 61	Kit Dcl Fender	1	–	Passion Red
	36 JL00 65	Kit Dcl Fender	1	–	Metallic White
	36 JL00 60	Kit Dcl Fender	1	–	Saffire Blue
19	36 JL00 64	Kit Dcl Fender	1	–	Ebony Black
	36 JL00 53	Kit Dcl Tank Lower P- Red	1	–	N.I
	36 JL00 52	Kit Dcl Tank Lower S Blue	1	–	N.I
	36 JL00 68	Kit Dcl Tank Lower M White	1	–	N.I

Painted Parts and Decals (Old- up tp Oct. 2013_Refer Circular IB-82)

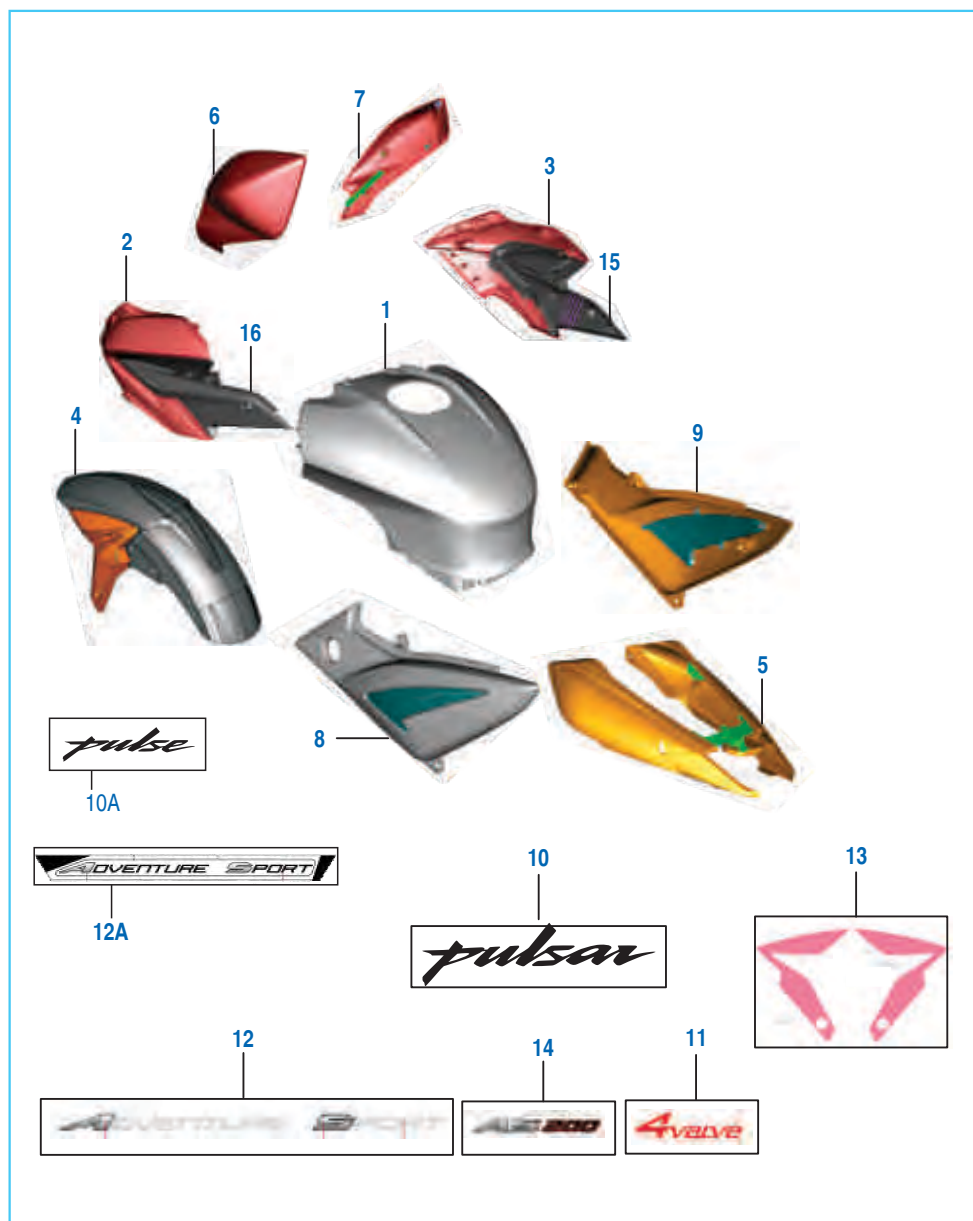


No.	Part No.	Description	Qty.		Remarks
			200 NS	200 AS	
1	JL 7401 5P	Tank Cover Top - Saffire Blue	1	—	N.S
	JL 7401 5N	Tank Cover Top - Black	1	—	
	JL 7401 5Q	Tank Cover Top - Yellow	1	—	
	JL 7401 5M	Tank Cover Top - Red	1	—	
2	JL 7301 5P	Tank Cover Side LH - Saffire Blue	1	—	N.S
	JL 7301 5N	Tank Cover Side LH - Black	1	—	
	JL 1710 45	Tank Cover Side LH - Yellow	1	—	
	JL 7301 5M	Tank Cover Side LH - Red	1	—	
3	JL 7302 5P	Tank Cover Side RH - Saffire Blue	1	—	N.S
	JL 7302 5N	Tank Cover Side RH - Black	1	—	
	JL 1710 46	Tank Cover Side RH - Yellow	1	—	
	JL 7302 5M	Tank Cover Side RH - Red	1	—	
4	JL 7602 5P	Side Mask RH - Saffire Blue	1	—	N.S
	JL 7602 5N	Side Mask RH - Black	1	—	
	JL 1812 34	Side Mask RH - Yellow	1	—	
	JL 7602 5M	Side Mask RH - Red	1	—	
5	JL 7601 5P	Side Mask LH - Saffire Blue	1	—	N.S
	JL 7601 5N	Side Mask LH - Black	1	—	
	JL 7602 5Q	Side Mask LH - Yellow	1	—	
	JL 1812 33	Side Mask LH - Red	1	—	
6	52 JL00 65	Front Fender - Blue	1	—	N.S
	52 JL00 66	Front Fender - Black	1	—	
	52 JL00 67	Front Fender - Yellow	1	—	
	52 JL00 59	Front Fender - Red	1	—	
7	JL 7801 5P	Seat Cowl Assly - Blue	1	—	N.S
	JL 7801 5N	Seat Cowl Assly - Black	1	—	
	JL 1810 05	Seat Cowl Assly - Yellow	1	—	
	JL 7801 5M	Seat Cowl Assly - Red	1	—	

Painted Parts and Decals (Old- up tp Oct. 2013_Refer Circular IB-82)



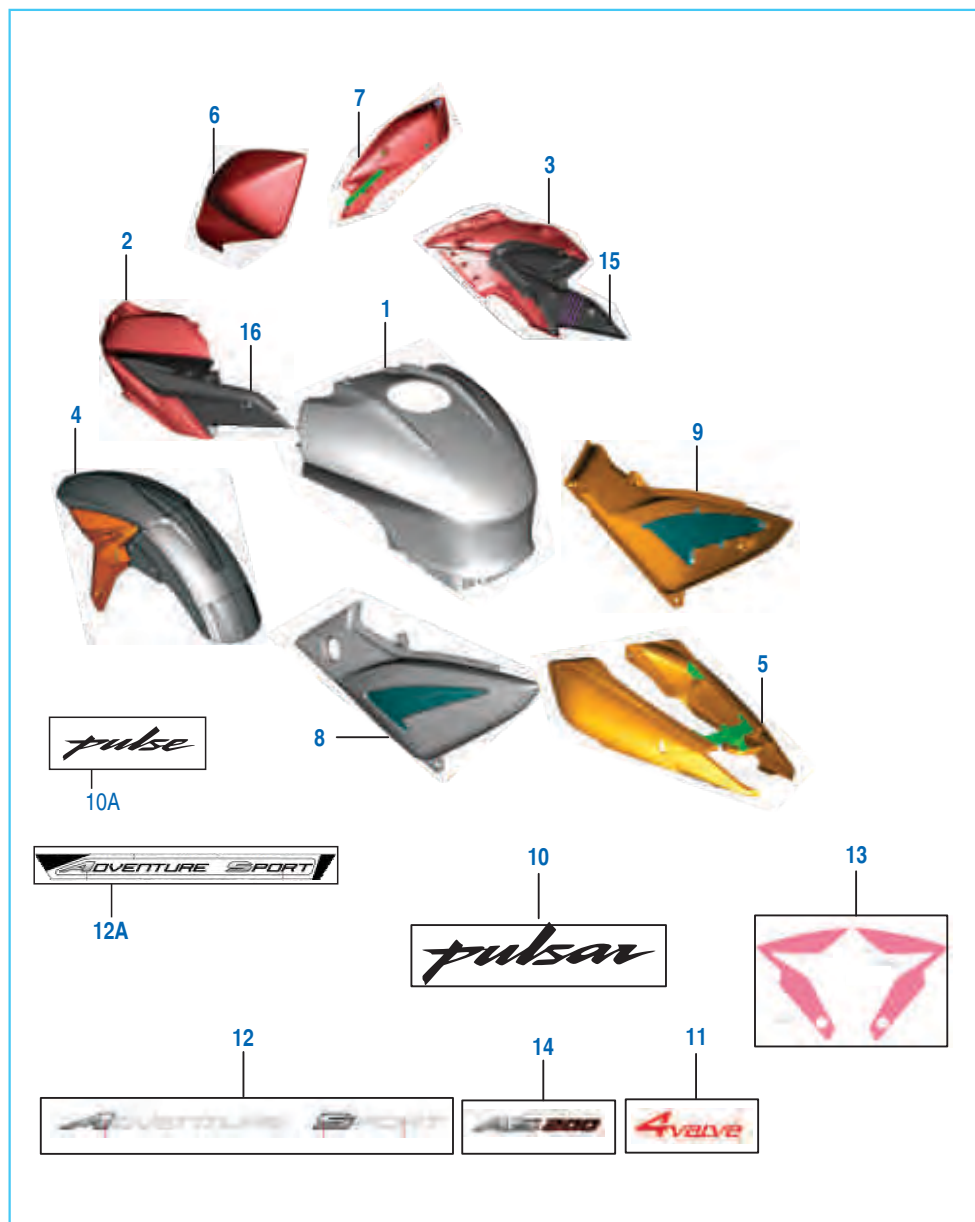
No.	Part No.	Description	Qty.		Remarks
			200 NS	200 AS	
8	52 JL00 54	Cover Side LH Assly	1	—	For Iran For Argentina
9	52 JL00 55	Cover Side RH Assly	1	—	
10	JL 2330 04	3D Decal Tank RH	1	—	
10A	JL 2331 85	3D Decal Tank LH/RH	1	—	
10B	JL 2330 17	3D Tank Decal Set Rouser	1	—	
11	JL 2330 03	3D Decal Tank LH	1	—	
12	JL 2330 02	'B' Logo	1	—	
13	36 JL00 26	Fairing Decal	1	—	
14	36 JL00 27	Fender Decal - Red	1	—	
	36 JL00 28	Fender Decal - Blue	1	—	
	36 JL00 29	Fender Decal - Black	1	—	
	36 JL00 30	Fender Decal - Yellow	1	—	
15	JL 2330 05	Decal Side Cover '4 Valve'	2	—	
16	JL 2330 06	Decal Seat Cowl '200 NS'	2	—	



Painted Parts and Decals

No.	Part No.	Description	Qty.		Remarks
			200 NS	200 AS	
1	52 JL03 55	Tank Cover Top	—	1	Passion Red
	52 JL03 56	Tank Cover Top	—	1	Saffire Blue
	52 JL03 57	Tank Cover Top	—	1	Ebony Black
2	52 JL03 52	Side Fairing Front LH Red	—	1	
	52 JL03 53	Side Fairing Front LH Blue	—	1	
	52 JL03 54	Side Fairing Front LH Black	—	1	
3	52 JL03 49	Side Fairing Front RH Red	—	1	
	52 JL03 50	Side Fairing Front RH Blue	—	1	
	52 JL03 51	Side Fairing Front RH Black	—	1	
4	JL 7501 5L	Fender With Decal	—	1	Passion Red
	52 JL00 65	Fender With Decal	—	1	Saffire Blue
	JL 7501 X3	Fender With Decal	—	1	Ebony Black
5	52 JL03 55	Seat Cowl	—	1	Passion Red
	52 JL03 56	Seat Cowl	—	1	Saffire Blue
	52 JL03 57	Seat Cowl	—	1	Ebony Black
6	56 JL14 4R	Side Mask LH	—	1	Passion Red
	56 JL14 5N	Side Mask LH	—	1	Saffire Blue
	56 JL14 X3	Side Mask LH	—	1	Ebony Black
7	56 JL15 4R	Side Mask RH	—	1	Passion Red
	56 JL15 5N	Side Mask RH	—	1	Saffire Blue
	56 JL15 X3	Side Mask RH	—	1	Ebony Black
8	52 JL00 54	Cover Side LH Assly	—	1	
9	52 JL00 55	Cover Side RH Assly	—	1	
10	JL 2330 03	3D Decal Tank	—	2	
10A	JL 2331 85	3D Decal Tank	—	2	For Iran
11	JL 2330 05	Decal Side Cover 4 Valve	—	2	
12	JL 2331 53	Decal Adventure	—	2	
12A	JL 2331 90	Decal Adventure	—	2	For Iran

Painted Parts and Decals



No.	Part No.	Description	Qty.		Remarks
			200 NS	200 AS	
13	36 JL00 28	Kit Decal Fender	—	1	Blue
	36 JL00 61	Kit Decal Fender	—	1	Red
	36 JL00 60	Kit Decal Fender	—	1	Black
	36 JL00 90	Kit Decal Fender	—	1	White For Iran
14	JL 2331 55	Seat Cowl Decal	—	2	
15	56 JL66 4X	Side Fairing RR RH	—	1	
16	56 JL67 4X	Side Fairing RR LH	—	1	

Exclusive Part List - Iran

Page no.	Fig. no.		Description	Model
114	1	56JL225Y	Tank Cover Top - Metallic White	NS 200
116	10A	JL233185	3D Decal Tank LH/RH	NS 200
118	17	36JL0092	Kit New Dcl Spoiler	NS 200
118	19	36JL0093	Kit Dcl Tank Lower PM White	NS 200
126	10A	JL233185	3D Decal Tank	NS/AS 200
126	12A	JL233190	Decal Adventure	AS 200
128	13	36JL0090	Kit Decal Fender	AS 200

Exclusive Part List - Argentina

Page no.	Fig. no.		Description	Model
20	1	JL501014	Assembly Engine	
32	1	JL541224	Cover Magneto	
42	19	JL351032	Stator Assly Compl.	
44	14	JL402002	Regulator Assly	
74	20	JL401405	Switch Control RH	
108	1	JL402210	Harness Wiring	
116	10B	JL233017	3D Tank Decal Set Rouser	

Kit List

Sr No	Kit Part No.	Kit Description	Consisting of Following Parts		
			Part No.	Description	Qty/Kit
1.	36JL0009	Kit Chain Sprocket-P200	DV101048 JL141000 JL131228	Sprocket Output (14T) Chain Sprocket 39T	1 1 1
2.	36JL0011	Kit Valve Repaire-P200	39201719 JF511215 JF511217 JF511214 DG101029	Seal - Oil Seat Valve Spring Valve Spring Retainer Valve Spring Collet	1 1 1 1 2
3.	36JL0012	Kit Tank Damper-P200	JL171028 JL171029 JL171030 JL171031 JL171032 JL171038	Damper Tank Cover Fr LH Damper Tank Cover Fr RH Damper Tank Cover Center LH Damper Tank Cover Center RH Damper Tank Cover Rear Beading Tank LH	1 1 1 1 1 1
4.	36JL0013	Kit Seat Damper-P200	JL191007 DK211007	Damper For Seat Damper Seat Front	6 1
5.	36JL0014	Kit Engine Gasket-P200	JL541207 JL541208 JL521002 JL511022 JG541041 CS101128 JL511001 JG591070	Gasket Clutch Cover Gasket Magneto Cover Gasket Cylinder Block Gasket Cylinder Head Gasket Crankcase Gasket Gasket Head Cover(rubber) Gasket Exhaust	1 1 1 1 1 1 1 1
6.	36JL0003	Kit Assly C'case LH-P200	JL541009 JC101077 JG541021 JG541015 39256220 JG541020	Crankcase LH Black Plug Taper Oil Nozzle Needle Bearing HK 1514 RS Bearing - Needle Roller Jet Oil Crankcase RH	1 2 1 1 1 1

Kit List

Sr No	Kit Part No.	Kit Description	Consisting of Following Parts		
			Part No.	Description	Qty/Kit
7.	36JL0004	Assly C' Case RH-P200	JL541010 BA102003 39256220 JL541008	Crankcase RH Black Plug - Oil Hole Bearing - Needle Roller Pipe Breather Crankcase	1 3 1 1
8.	36JL0007	Block & Piston-P200	JL521200 JL521004	Piston Assly Compl Cylinder Block With Nipple	1 1
9.	36JL0010	Assly Cyl Head-P200	JL511019 39128321 JG511046	Cylinder Head Ring - O Stud (M8*1.25)	1 1 2
10.	36JL0001	Chain Guide-P200	JL531004 JL531005	Guide Chain (Slack Side) Guide Chain (Tight Side)	1 1
11.	36JL0002	Asly Cl Cover-P200	JL541206 JC101077 JL541218 JG541021 39199020	Clutch Cover P2011 Plug Taper Jet Oil Cover Clutch Oil Nozzle Bearing - Needle	1 1 1 2 1
12.	36JU0001	Piston Ring-P200	JU521206 JU521207 JU521208	Ring Piston Top Ring Piston Second Ring Piston Oil	1 1 1
13.	36JU0002	Friction Plate-P200	JG551448 JG551455	Friction Disk A Disc C-Clutch Friction	5 1
14.	36JL0015	Pillion Hardware-P200	JD113019 30141031 39104011 39078408	Pin Foot Step Ring - O Washer - Plain Pin - Split	1 1 1 1
15.	36JL0016	S Cowl Grommet-P200	JL181219 JL181220 DL161015	Grommet -1 Seat Cowl Grommet -2 Seat Cowl Grommet	2 2 2

Kit List

Sr No	Kit Part No.	Kit Description	Consisting of Following Parts		
			Part No.	Description	Qty/Kit
16.	36JL0017	Wind Shield MtG-P200	01160508	Washer Lock	3
			JG181236	Well Nut - M5 X 16 L	2
			JG181235	Washer Special	2
			JL181247	Grommet Wind Screen Mounting	2
			JL171057	Damper -Tank Side cover	2
			DS141012	Grommet Side Cover Front	4
17.	36JL0019	Jet P200	-- ---- --	Jet Needle	1
			-- ---- --	Needle Jet	1
			-- ---- --	Je Holder	1
			-- ---- --	Main Jet	1
			DK121063	Pilot Jet	1
18.	36JL0020	VC Screw P200	-- ---- --	Screw Adjuster VC	1
			DH121130	O- Ring Screw VC	1
			DH121086	Spring Screw VC	1
			DH121087	Plain Washer	1
			DH121088	O- Ring Screw VC	1
19	36JL0021	Idling Screw P200	-- ---- --	Screw Idling Adjustment	1
			DH121163	Plain Washer	1
			DH121077	Spring	1
20.	36JL0022	Piston Valve P200	-- ---- --	Vacuum Piston Compl.	1
			DK121055	Diaphragm	1
			DK121054	Spring	1
21.	36JL0023	Gasket / 'O' ring P200	DK121058	O-Ring / Gasket Float Chamber	1
			DH121118	O-Ring - Drain Screw	1
			DH121088	O-Ring - VC Screw	1
			DH121130	O-Ring - VC Screw	1
22.	36JL0024	Jet Needle Hardware P200	DD121056	Holder For Jet Needle	1
			DD121050	Spring-Jet Needle	1
			DD121052	Washer-Jet Needle	1
			Dd121054	E-Clip	1

Kit List

Sr No	Kit Part No.	Kit Description	Consisting of Following Parts		
			Part No.	Description	Qty/Kit
23.	36JL0031	Kit Tank Mtg Hardware	JL171070	Tank Cover Grommet	4
			JL171071	Tank Coover Mtg Sleeve	4
			39023911	Washer - Plain	4
			LAC00034	Bolt M6 X 20	2
24	36JL0021	Kit Idling Screw	-- ---- --	Screw Idling Adjustment	1
			DH121163	Plain Washer	1
			DH121077	Spring	1
25	36JL0026	Kit Fairing Decal - Black	JI233000	Decal Fairing LH	1
			JI233001	Decal Fairing RH	1
26	36JL0049	Kit Dcl Fairing-P Red	JI233077	Fairing Upper Decal LH	1
			JI233078	Fairing Upper Decal RH	1
			JI233079	Fairing Lower Decal LH	1
			JI233080	Fairing Lower Decal RH	1
27	36JL0063	Kit Dcl Fairing-M White	JI233093	Fairing Upper Decal LH	1
			JI233094	Fairing Upper Decal RH	1
			JI233095	Fairing Lower Decal LH	1
			JI233096	Fairing Lower Decal RH	1
28	36JL0048	Kit Dcl Fairing-S Blue	JI233109	Fairing Upper Decal LH	1
			JI233110	Fairing Upper Decal RH	1
			JI233111	Fairing Lower Decal LH	1
			JI233112	Fairing Lower Decal RH	1
29	36JL0064	Kit Dcl Fender-E Black	JI233035	Fender Decal LH	1
			JI233036	Fender Decal RH	1
30	36JL0061	Kit Dcl Fender-P Red	JI233091	Decal Fender LH	1
			JI233092	Decal Fender RH	1
31	36JL0065	Kit Dcl Fender-M White	JI233107	Decal Fender LH	1
			JI233108	Decal Fender RH	1

Kit List

Sr No	Kit Part No.	Kit Description	Consisting of Following Parts		
			Part No.	Description	Qty/Kit
32	36JL0060	Kit Dcl Fender-S Blue	Jl233123 Jl233124	Decal Fender LH Decal Fender RH	1 1
33	36JL0058	Kit Dcl S Cowl-P Red	Jl233087 Jl233088 Jl233089 Jl233090	Seat Cowl Upper Decal LH Seat Cowl Upper Decal RH Seat Cowl Lower Decal LH Seat Cowl Lower Decal RH	1 1 1 1
34	36JL0066	Kit Dcl S Cowl-M White	Jl233103 Jl233104 Jl233105 Jl233106	Seat Cowl Upper Decal LH Seat Cowl Upper Decal RH Seat Cowl Lower Decal LH Seat Cowl Lower Decal RH	1 1 1 1
35	36JL0057	Kit Dcl S Cowl-S Blue	Jl233119 Jl233120 Jl233121 Jl233122	Seat Cowl Upper Decal LH Seat Cowl Upper Decal RH Seat Cowl Lower Decal LH Seat Cowl Lower Decal RH	1 1 1 1
36	36JL0054	Kit Dcl Spoiler-P Red	Jl233083 Jl233084 Jl233085 Jl233086	Spoiler Upper Decal LH Spoiler Upper Decal RH Spoiler Lower Decal LH Spoiler Lower Decal RH	1 1 1 1
37	36JL0067	Kit Dcl Spoiler-M White	Jl233099 Jl233100 Jl233101 Jl233102	Spoiler Upper Decal LH Spoiler Upper Decal RH Spoiler Lower Decal LH Spoiler Lower Decal RH	1 1 1 1
38	36JL0055	Kit Dcl Spoiler-S Blue	Jl233115 Jl233116 Jl233117 Jl233118	Spoiler Upper Decal LH Spoiler Upper Decal RH Spoiler Lower Decal LH Spoiler Lower Decal RH	1 1 1 1
39	36JL0053	Kit Dcl Tank Lower-P Red	Jl233081 Jl233082	Tank Lower Decal LH Tank Lower Decal RH	1 1

Kit List

Sr No	Kit Part No.	Kit Description	Consisting of Following Parts		
			Part No.	Description	Qty/Kit
40	36JL0068	Kit Dcl Tank Lower-M White	Jl233097 Jl233098	Tank Lower Decal LH Tank Lower Decal RH	1 1
41	36JL0052	Kit Dcl Tank Lower-S Blue	Jl233113 Jl233114	Tank Lower Decal LH Tank Lower Decal RH	1 1
42	36JL0078	Kit New Dcl S Cowl - P Red	Jl233181 Jl233182 Jl233183 Jl233184	Seat Cowl Dcl Upper LH Seat Cowl Dcl Upper RH Seat Cowl Dcl Lower LH Seat Cowl Dcl Lower RH	1 1 1 1
43	36JL0079	Kit New Dcl S Cowl - M White	Jl233167 Jl233168 Jl233169 Jl233170	Seat Cowl Dcl Upper LH Seat Cowl Dcl Upper RH Seat Cowl Dcl Lower LH Seat Cowl Dcl Lower RH	1 1 1 1
44	36JL0080	Kit New Dcl S Cowl - S Blue	Jl233171 Jl233172 Jl233173 Jl233174	Seat Cowl Dcl Upper LH Seat Cowl Dcl Upper RH Seat Cowl Dcl Lower LH Seat Cowl Dcl Lower RH	1 1 1 1
44	36JL0081	Kit New Dcl Spoiler - P Red	Jl233083 Jl233084 Jl233175 Jl233176	Spoiler Dcl Upper LH Spoiler Dcl Upper RH Spoiler Dcl Lower LH Spoiler Dcl Lower RH	1 1 1 1
45	36JL0082	Kit New Dcl Spoiler - M White	Jl233099 Jl233100 Jl233177 Jl233178	Spoiler Dcl Upper LH Spoiler Dcl Upper RH Spoiler Dcl Lower LH Spoiler Dcl Lower RH	1 1 1 1
46	36JL0083	Kit New Dcl Spoiler -S Blue	Jl233115 Jl233116 Jl233179 Jl233180	Spoiler Dcl Upper LH Spoiler Dcl Upper RH Spoiler Dcl Lower LH Spoiler Dcl Lower RH	1 1 1 1
47	36JL0084	Kit Dcl Necked Sport	Jl233165 Jl233166	Necked Sport Dcl LH Necked Sport Dcl RH	1 1

Amendment Sheet

Page no.	Fig. no.	Old part no.	New part no.	Description	Updation date	Remarks
54	24	N/A	36JL0041	KIT MAIN STEP	16.08.13	CORRECTION (MAIL DATED:16.08.13)
86	1	N/A	JL171081	TANK ASSLY	03.10.13	REF. CIRULAR IB-73
86	6	N/A	JL402602	SENSOR FUEL LEVEL	03.10.13	REF. CIRULAR IB-73
86	25	JL171096	30141039	SEALING RING	03.10.13	ALTERNATE
86	26	N/A	JL171073	DAMPER TANK	03.10.13	REF. CIRULAR IB-73
42	8	LDB00010	39216511	PLAIN WASHER	25.10.13	CORRECTION
42	9	LAD00055	DH101396	BOL HEX	25.10.13	CORRECTION
42	10	DK101595	JG351019	BODY COMP. ST. CLUTCH	25.10.13	CORRECTION
42	11	DK101163	JY551402	CLUTCH ONE WAY ASSLY.	25.10.13	CORRECTION
42	12	DK101596	N/A	SPRING ST. CLUTCH	25.10.13	DELETED (CORRECTION)
42	12	N/A	39084914	TOOTHED LOCK WASHER	25.10.13	NEW PART ADDED (CORRECTION)
42	13	DK101605	N/A	PLATE ROLLER CLUTCH	25.10.13	DELETED (CORRECTION)
42	13	N/A	DH101389	PRE-COATED SCREW	25.10.13	NEW PART ADDED (CORRECTION)
42	13	DK101605	N/A	PLATE ROLLER CLUTCH	25.10.13	DELETED (CORRECTION)
42	13	N/A	DH101389	PRE-COATED SCREW	25.10.13	NEW PART ADDED (CORRECTION)
42	14	DK101382	N/A	PRE-COATED SCREW	25.10.13	DELETED (CORRECTION)
42	15					SHIFTED TO SR. NO. 12
42	16	59100002	N/A	SPRING DOWEL	25.10.13	DELETED (CORRECTION)
42	17					SHIFTED TO SR. NO. 14
43	21		JL232808	BRACKET-RR NO. PLATE	12.03.14	ADDED NEW PART
90	1	JL402400	JL402405	SPEEDOMETER	19.03.14	DELETED (CORRECTION)
4	72	N/A	JL5110294	COVER THERMOSTAT	20.03.14	NEW PART ADDED (CORRECTION)
24	12	JG601011	JL601005	COVER WATER PUMP	27.03.14	DELETED (CORRECTION)
28	16	JG601400	JG601237	RADIATOR FAN	20.06.14	ALTERNATE ADDED
22	20	-----	JG541074	OIL NOZZLE	09.07.14	NEW PART ADDED (CORRECTION)
28	21	JL601209	JL601235	EXPANSION TANK ASSY	17.09.14	REF. CIR. IB-124
28	25	JL601214	-	HOSE-EXP. TANK TOP	17.09.14	REF. CIR. IB-124
88	2	JL171023	JL171099	BRKT SIDE CVR MTG. RH	17.09.14	REF. CIR. IB-124
50	1	JL111106	JL111201	FRAME ASSLY	30.12.14	REF. CIR. IB-140
66	9	—	JL131825	SPRING PAD	17.02.15	CORRECTION (MAIL DATED : 17.02.15)
52	17	DG171015	JL122026	SHAFT SWING ARM	18.08.15	REF. CIR. IB-173
52	18	JL111109	DT113848	CAP	18.08.15	REF. CIR. IB-173
28	32	-----	JL601234	RADIATOR CORE	24.08.15	ADDITION
53	3	JL122014	JL122013	SWING ARM	13.10.15	CHILD PART SERVICED
32	1	52JL0145	JL541243	MAGNETO CVR ASSLY	05.11.15	CONFIRMATION FROM BUYERS
32	2	JA541233	JL541245	CAP TCD FINDER	05.11.15	CONFIRMATION FROM BUYERS
32	10	JL541238	JL541223	DECAL BAJAJ LOGO	05.11.15	CONFIRMATION FROM BUYERS
108	1	JL402203	JL402229	HARNES WIRING	10.12.15	REF. CIR. IB-194

Amendment Sheet

Page no.	Fig. no.	Old part no.	New part no.	Description	Updation date	Remarks
108	1A	JL402220	JL402228	WIRIRNG HARNES	21.01.16	ECR NO. N15JLELA0226
108	7	DT402006	DS201025	FLASHER	21.01.16	ECR NO. N15JLELA0226
18	1A	JL561401	JL561205	ASLY SHIFT LEVER- BALL JOINT	11.03.16	FROM DEC'15
18	2A	JL561404	JL561206	ASSLY LEVER CHANGE ARM	11.03.16	FROM DEC'15
18	4A	JL561405	52JF0062	TIE ROD WITH NUT ASSLY	11.03.16	FROM DEC'15
126	5	56JL224R	52JL0355	TANK CVR TOP PASSION RED	22.03.16	ALTERNATE
126	5	56JL225N	52JL0356	TANK CVR TOP SAFFIRE BLUE	22.03.16	ALTERNATE
126	5	56JL22X3	52JL0357	TANK CVR TOP EBONY BLACK	22.03.16	ALTERNATE
24	1A	JU531214	JL531204	BALANCER INTEGRAL	23.03.16	REF. CIR. IB-214
24	3A	JG531228	JL531203	SLEEVE BALANCER DRIVEN	23.03.16	REF. CIR. IB-214
100	10	EC401030	DK201043	BULB- H7 CATEGORY 12V 55W	01.04.16	BULB CHANGED FOR 200 AS

Parts Index

Part Number	Figure No.	Page No.	Part Number	Figure No.	Page No.
01100905	16	18	39104319	8	22
30101195	3	32	39104619	15	30
30191038	14	70	39105315	19	52
30191048	3	108	39105411	22	82
30201064	4	108	39105515	22	54
31101173	7	12	39106204	9	48
31161078	23	88	39118011	3	74
31201079	5	72	39122515	3	102
39019811	15	70	39128321	9	4
39021111	14	100	39150711	9	108
39021111	16	106	39153721	7A	30
39023911	20	38	39166511	15	24
39023911	13	56	39167204	8	42
39023911	3	86	39167204	5	80
39024211	17	56	39167304	10	4
39026512	10	96	39168904	5	58
39029115	3	92	39169801	24	70
39032615	5	56	39177304	6	22
39042215	11	58	39177802	5	88
39045411	11	52	39178001	16	36
39055302	12	52	39178101	6	86
39072211	4	86	39179104	3	96
39072211	7	90	39190204	9	18
39074601	21	20	39190701	15	104
39080808	6	18	39190701	13	106
39080808	16	70	39191304	11	46
39084001	13	62	39193120	6	12
39084914	11	42	39193120	3	20
39090012	12	62	39194104	4	58
39099906	3	26	39194304	16	56
39099906	11	30	39194304	21	82
39099906	4	32	39194304	2	86
39104119	10	30	39194404	5	28

Parts Index

Part Number	Figure No.	Page No.	Part Number	Figure No.	Page No.
39194404	13	44	39246904	6	58
39194404	5	50	39247504	6	72
39194404	14	108	39248415	7	82
39194604	9	56	39248415	13	104
39194604	5	58	39249211	12	40
39194604	18	82	39253515	21	100
39195604	3	48	39256220	20	20
39195604	10	108	39256220	13	22
39199020	2	30	39260120	11	20
39200511	18	20	39260220	8	20
39201719	1	6	39260607	3	16
39203804	17	68	39260607	16	24
39203804	7A	112	39260801	15	4
39206004	13	58	39262921	8	4
39213217	5	10	39266921	10	8
39214124	7	80	39269920	16	4
39214124	13	98	39270411	27	28
39214124	3	106	39270411	30	28
39215811	3	14	39272315	6	48
39216511	13	42	39272315	11	112
39216611	15	14	59040048	2	72
39218106	3	10	59040048	20	104
39218106	23	22	59200006	11	22
39220011	12	34	59200028	14	20
39220307	5	12	59200036	2	24
39220504	10	108	59210019	11	62
39224120	3	62	36Dh1902	4	64
39224120	3	68	36JE0022	22	36
39224220	4	68	36JG0011	7	50
39230404	18	40	36JG0018	21	70
39238104	3	82	36JL0001	15	8
39242704	10	74	36JL0003	1	22
39244011	12	6	36JL0004	2	20

Parts Index

Part Number	Figure No.	Page No.	Part Number	Figure No.	Page No.
36JL0005	3	34	36JL0054	17	120
36JL0007	1	10	36JL0055	17	120
36JL0009	2	68	36JL0057	16	120
36JL0010	4	4	36JL0058	16	120
36JL0011	10	6	36JL0060	18	120
36JL0012	5	82	36JL0060	13	128
36JL0013	2	46	36JL0061	18	120
36JL0014	17	22	36JL0061	13	128
36JL0015	9	54	36JL0063	13	116
36JL0016	11	86	36JL0064	18	120
36JL0017	19	98	36JL0065	18	120
36JL0019	5	36	36JL0066	16	120
36JL0020	6	36	36JL0067	17	120
36JL0021	7	36	36JL0068	18	118
36JL0022	8	36	36JL0068	19	120
36JL0023	10	36	36JL0078	15	118
36JL0024	9	36	36JL0079	15	118
36JL0025	1	58	36JL0080	15	118
36JL0026	13	116	36JL0081	16	118
36JL0026	13	124	36JL0082	16	118
36JL0027	14	124	36JL0083	16	118
36JL0028	14	124	36JL0084	17	118
36JL0028	13	128	36JL0090	13	128
36JL0029	14	124	36JL0092	16	118
36JL0030	14	124	36JL0093	18	118
36JU0039	6	20	36JU0001	2	10
36JU0041	4	54	36JU0002	6	34
36JL0048	13	116	36JU0036	1	12
36JL0049	13	116	52JF0062	4a	18
36JL0052	18	118	52JL0047	1	82
36JL0052	19	120	52JL0054	8	116
36JL0053	18	118	52JL0054	8	124
36JL0053	19	120	52JL0054	8	126

Parts Index

Part Number	Figure No.	Page No.	Part Number	Figure No.	Page No.
52JL0055	9	116	52JL0349	3	126
52JL0055	9	124	52JL0350	3	126
52JL0055	9	126	52JL0351	3	126
52JL0059	6	122	52JL0352	2	126
52JL0065	6	122	52JL0353	2	126
52JL0065	4	126	52JL0354	2	126
52JL0066	6	122	52JL0355	1	126
52JL0067	6	122	52JL0355	5	126
52JL0072	17	58	52JL0356	1	126
52JL0073	1	30	52JL0356	5	126
52JL0141	5	62	52JL0357	1	126
52JL0142	16	68	52JL0357	5	126
52JL0143	1	30	56JL0101	17	54
52JL0158	14	54	56JL0201	10	54
52JL0159	2	54	56JL0401	2	82
52JL0188	6	114	56JL0601	1	48
52JL0189	6	114	56JL0701	2	48
52JL0190	6	114	56JL073G	19	54
52JL0191	5	114	56JL083G	11	54
52JL0192	4	114	56JL104R	7	116
52JL0193	5	114	56JL105N	7	116
52JL0194	4	114	56JL105Y	7	116
52JL0195	5	114	56JL10X3	7	116
52JL0196	4	114	56JL144R	6	126
52JL0197	5	114	56JL145N	6	126
52JL0198	4	114	56JL14X3	6	126
52JL0207	1	32	56JL154R	7	126
52JL0216	2	114	56JL155N	7	126
52JL0217	3	114	56JL15X3	7	126
52JL0218	2	114	56JL20X3	2	114
52JL0219	3	114	56JL21X3	3	114
52JL0220	2	114	56JL225Y	1	114
52JL0221	3	114	56JL22X3	1	114

Parts Index

Part Number	Figure No.	Page No.	Part Number	Figure No.	Page No.
56JL315X	2	74	DG151005	4	62
56JL325X	6	74	DG161124	2	58
56JL335X	18	76	DG171015	17	52
56JL664X	15	128	DG171016	4	52
56JL674X	16	128	DG171018	5	52
AA101437	9	20	DG171019	6	52
AA101437	17	30	DG181008	8	74
AN111015	6	44	DG181008	25	78
AP101236	3	8	DH101048	9	24
AP121064	15	38	DH101199	16	42
AP201025	18	108	DH101235	14	14
BF551037	7	14	DH101295	11	6
BF551037	17	14	DH101381	3	22
CB121042	12	36	DH101388	21	30
CS101128	12	8	DH101389	12	42
DD111011	11	44	DH101392	14	8
DD111012	4	44	DH101396	14	42
DD141227	17	82	DH101509	3	18
DD201002	14	104	DH101607	5	40
DE151046	10	70	DH101648	13	34
DE151047	3	66	DH111013	9	44
DE151047	9	70	DH111016	10	44
DE191010	10	64	DH121063	14	36
DE191010	8	70	DH121064	13	36
DE191028	7	64	DH161146	16	58
DE191029	6	64	DH161158	7	86
DE191033	15	64	DH161158	9	90
DE191033	5	66	DH191006	9	72
DF161102	12	58	DH191013	4	72
DG101029	9	6	DH191017	16	74
DG101418	8	30	DH191037	20	98
DG101456	10	22	DJ101302	14	28
DG121002	12	38	DJ101312	30	14

Parts Index

Part Number	Figure No.	Page No.	Part Number	Figure No.	Page No.
DJ151074	7	66	DK151013	8	68
DJ151075	8	66	DK151015	14	68
DJ161229	11	84	DK151026	2	60
DJ161229	16	104	DK151031	2	70
DJ161229	14	106	DK151036	1	68
DJ181029	16	100	DK151045	20	70
DJ181064	15	100	DK151063	7	70
DJ181065	2	28	DK151069	11	64
DJ181065	22	28	DK151069	4	70
DJ181065	9	80	DK151073	17	70
DJ191023	14	64	DK151074	18	70
DJ191029	2	64	DK151081	20	68
DJ191030	3	64	DK151082	21	68
DJ191031	5	64	DK151083	1	70
DJ191056	8	64	DK151085	13	70
DJ191057	1	64	DK151088	11	70
DJ191082	11	74	DK151089	12	70
DJ191083	12	74	DK181006	4	76
DJ201109	9	64	DK181007	5	76
DJ201173	9	86	DK181009	14	76
DJ201173	8	90	DK181010	14	76
DJ201246	13	74	DK181012	14	76
DJ221019	1	110	DK181013	14	76
DK101225	14	4	DK181015	11	76
DK101284	17	42	DK181017	9	76
DK101352	27	14	DK181018	7	76
DK101386	10	24	DK181019	8	76
DK111011	12	44	DK181020	10	76
DK111028	1	44	DK181021	6	76
DK121045	21	36	DK181022	16	76
DK121047	15	36	DK181023	17	76
DK141028	6A	82	DK181025	23	78
DK151012	9	68	DK181028	24	78

Parts Index

Part Number	Figure No.	Page No.	Part Number	Figure No.	Page No.
DK181075	11	50	DT541019	5	30
DK201043	10	100	DT541212	1	30
DK201098	4	94	DT551400	1	34
DK211007	3	46	DT551401	8	34
DK221024	2	110	DT551402	5	34
DP101114	16	34	DT551403	10	34
DP101191	23	20	DT561206	10	18
DP101243	15	34	DU101225	7	8
DP161145	11	104	DV101048	29	14
DP161145	10	106	EC401030	21	98
DS101154	8	24	EC561023	2	16
DS101215	9	30	FD211006	5	46
DS121126	13	38	JA113403	5	48
DS141012	1	86	JA351627	2	42
DS141012	3	90	JA541048	15	22
DS161069	7	56	JA581314	11	36
DS161125	6	56	JB181223	10	80
DS161287	6	46	JB181223	5	92
DS201025	19	108	JC101034	9	8
DT113014	18	54	JC151019	3	94
DT113015	13	54	JC151020	8	62
DT113848	18	52	JC181022	21	76
DT131832	15A	56	JC181023	20	76
DT161005	15	74	JC201046	10	62
DT181000	5a	96	JD131811	6	62
DT181310	19	100	JD171801	17	100
DT181311	18	100	JD191006	8	46
DT181414	4a	96	JD351207	5	44
DT181415	6a	96	JD351800	17	36
DT232601	17	74	JD401007	4	104
DT402006	7	108	JD561416	5	18
DT511242	4	6	JE541218	26	20
DT511243	5	6	JF401016	15	106

Parts Index

Part Number	Figure No.	Page No.	Part Number	Figure No.	Page No.
JF511207	7	6	JG531212	4	24
JF511228	1	8	JG531215	5	24
JF531007	2	12	JG531220	2	8
JF531014	3	12	JG531228	3	24
JG122028	2	96	JG531229	4	24
JG131001	2	62	JG541015	12	22
JG131821	5	70	JG541041	16	22
JG161008	12	74	JG541043	7	42
JG161010	1	64	JG541044	5	22
JG171029	20	28	JG541045	22	20
JG181235	3	98	JG541046	4	20
JG181236	2	98	JG541058	18	22
JG181238	2	92	JG541059	10	20
JG181259	12	92	JG541063	4	22
JG191008	4	46	JG541068	1	4
JG232601	9	46	JG541074	20	22
JG232606	10	46	JG541230	7	30
JG351019	9	42	JG541231	16	30
JG351209	2	44	JG551000	24	14
JG351400	13	4	JG551010	28	14
JG401601	8	108	JG551013	4	14
JG511021	3	2	JG551015	5	30
JG511022	4	2	JG551017	4	30
JG511046	5	4	JG551020	6	14
JG511269	7	8	JG551020	19	14
JG511270	13	8	JG551021	21	14
JG531027	8	12	JG551021	26	14
JG531031	9	12	JG551022	11	14
JG531039	12	12	JG551025	13	14
JG531040	13	12	JG551026	12	14
JG531041	11	12	JG551027	2	14
JG531207	7	24	JG551028	1	14
JG531211	3	24	JG551213	5	14

Parts Index

Part Number	Figure No.	Page No.	Part Number	Figure No.	Page No.
JG551214	8	14	JG561226	19	20
JG551215	22	14	JG561232	12	18
JG551216	14	12	JG571014	24	20
JG551220	9	14	JG571016	25	20
JG551222	18	14	JG571024	14	22
JG551223	20	14	JG581014	28	28
JG551224	23	14	JG581014	8	50
JG551225	25	14	JG591038	3	40
JG551227	10	14	JG591039	6	40
JG551228	16	14	JG591053	13	40
JG551423	14	34	JG591070	10	40
JG551427	2	34	JG591088	15	40
JG551428	4	34	JG591096	7	40
JG551443	8	34	JG591097	8	40
JG551447	7	34	JG601005	6	24
JG551449	5	34	JG601012	13	24
JG551451	11	34	JG601013	11	24
JG561008	12	16	JG601209	8	28
JG561009	17	20	JG601211	18	28
JG561010	4	16	JG601230	29	28
JG561011	1	16	JG601234	7	28
JG561012	7	16	JG601235	17	28
JG561013	8	16	JG601237	16	28
JG561016	9	16	JG621412	5	42
JG561200	10	18	JG621413	4	42
JG561204	15	20	JG621417	6	42
JG561205	16	20	JL111054	4	48
JG561215	11	16	JL111078	6	50
JG561215	11	18	JL111081	3	50
JG561217	13	18	JL111082	4	50
JG561218	12	18	JL111092	7	48
JG561222	5	16	JL111093	8	48
JG561225	10	16	JL111103	2	50

Parts Index

Part Number	Figure No.	Page No.	Part Number	Figure No.	Page No.
JL111106	1	50	JL122004	13	52
JL111109	18	52	JL122006	1	52
JL111183	1	50	JL122008	14	52
JL111201	1	50	JL122009	9	52
JL113002	1	54	JL122013	3	52
JL113012	3	54	JL122026	17	52
JL113013	16	54	JL131000	7	62
JL113015	7	54	JL131001	14	62
JL113016	10	54	JL131004	3	60
JL113017	17	54	JL131004	1	62
JL113026	19	54	JL131005	5	62
JL113027	11	54	JL131006	1	60
JL113033	20	54	JL131203	13	68
JL113033	7	72	JL131209	4	60
JL113034	15	54	JL131211	15	68
JL113036	5	54	JL131216	5	68
JL113038	21	54	JL131218	16	68
JL113201	9	58	JL131219	5	60
JL113207	7	58	JL131220	6	70
JL113209	15	58	JL131225	7	68
JL113210	3	58	JL131226	11	68
JL113212	8	58	JL131232	6	68
JL113800	2	104	JL131802	12	64
JL113803	6	104	JL131803	3	70
JL113810	7	104	JL131804	1	66
JL113810	8	104	JL131805	6	66
JL113812	9	104	JL131806	2	66
JL113829	6	50	JL131807	4	66
JL113834	2	56	JL131812	15	56
JL121001	15	76	JL131825	9	66
JL122001	8	52	JL131841	22	70
JL122002	7	52	JL131877	19	70
JL122003	10	52	JL131878	23	70

Parts Index

Part Number	Figure No.	Page No.	Part Number	Figure No.	Page No.
JL131918	8	64	JL171036	11	82
JL151002	2	76	JL171037	8	82
JL151003	3	76	JL171045	2	122
JL151004	13	76	JL171046	3	122
JL151012	12	76	JL171049	4	82
JL151021	1	74	JL171057	3	84
JL151023	17	74	JL171060	14	82
JL151024	1	76	JL171061	9	84
JL151026	2	74	JL171062	8	84
JL151028	5	74	JL171063	9	82
JL151030	6	74	JL171070	6	84
JL151032	18	76	JL171070	13	88
JL151034	7	74	JL171071	4	84
JL151035	9	74	JL171071	14	88
JL151036	26	78	JL171073	26	82
JL151037	22	78	JL171078	15	84
JL151038	2A	74	JL171081	1	82
JL161001	1	72	JL171085	24	82
JL161003	14	74	JL171096	25	82
JL161006	8	72	JL171099	1	84
JL161008	15	74	JL171600	2	82
JL161010	3	72	JL171800	13	82
JL161015	11	74	JL171801	16	82
JL161200	2	94	JL171802	10	82
JL161201	1	94	JL171803	15	82
JL161206	1	94	JL181005	7	122
JL171018	20	82	JL181006	5	96
JL171019	19	82	JL181008	1	98
JL171020	23	82	JL181025	9	92
JL171022	2	84	JL181203	6	98
JL171024	5	84	JL181205	1	96
JL171024	15	88	JL181209	12	56
JL171035	12	82	JL181214	10	86

Parts Index

Part Number	Figure No.	Page No.	Part Number	Figure No.	Page No.
JL181214	4	90	JL181410	12	96
JL181218	11	108	JL181411	10	56
JL181221	14	56	JL181416	12	100
JL181224	15	52	JL181417	4	100
JL181225	16	52	JL181426	1	100
JL181226	8	80	JL181433	18	106
JL181229	1	80	JL181437	11	92
JL181232	6	80	JL181447	2	88
JL181233	28	98	JL181448	3	88
JL181233	5	122	JL181449	1	88
JL181234	27	98	JL181450	4	88
JL181234	4	122	JL181451	8	80
JL181235	19	76	JL181452	1	80
JL181235	17	98	JL181453	3	100
JL181236	14	98	JL181456	9	88
JL181237	16	98	JL181457	10	88
JL181241	4	92	JL191001	1	46
JL181245	11	100	JL191004	7	46
JL181247	5	98	JL231201	1	112
JL181249	15	98	JL231202	6	112
JL181253	13	96	JL231203	2	112
JL181256	3	28	JL231209	13	112
JL181257	23	98	JL231211	6	112
JL181263	26	98	JL231404	3	112
JL181264	20	108	JL231405	4	112
JL181283	22	98	JL231600	22	74
JL181288	1	90	JL231601	21	74
JL181401	1	56	JL232805	19	104
JL181402	8	56	JL232808	10	104
JL181405	3	56	JL232810	1	106
JL181407	6	96	JL232811	8	106
JL181408	7	96	JL233002	12	116
JL181409	4	96	JL233002	12	124

Parts Index

Part Number	Figure No.	Page No.	Part Number	Figure No.	Page No.
JL233003	11	116	JL401012	9	98
JL233003	11	124	JL401017	9	100
JL233003	10	126	JL401400	19	74
JL233004	10	116	JL401401	20	74
JL233004	10	124	JL401402	10	58
JL233005	14	116	JL401403	18	74
JL233005	15	124	JL401405	20	74
JL233005	11	126	JL401406	5	72
JL233006	16	124	JL401409	19	74
JL233015	9	32	JL401410	20	74
JL233017	10B	116	JL401411	13	74
JL233017	10B	124	JL401602	8	108
JL233153	12	126	JL401801	13	108
JL233155	14	128	JL401803	12	108
JL233185	10A	116	JL402001	14	44
JL233185	10A	124	JL402002	14	44
JL233185	10A	126	JL402201	5	108
JL233190	12A	126	JL402202	6	108
JL351009	10	42	JL402203	1	108
JL351032	19	42	JL402208	17	108
JL351038	19	42	JL402210	1	108
JL351200	3	44	JL402220	1A	108
JL351201	7	44	JL402228	1A	108
JL351202	8	44	JL402229	1	108
JL351230	8	44	JL402400	1	92
JL351232	7	44	JL402403	8	92
JL351241	3	44	JL402405	1	92
JL351600	1	42	JL402600	6	82
JL351800	7	22	JL402602	6	82
JL401002	1	104	JL403000	2	108
JL401002	12	106	JL403600	14	58
JL401004	2	102	JL501003	1	20
JL401006	1	102	JL501014	1	20

Parts Index

Part Number	Figure No.	Page No.	Part Number	Figure No.	Page No.
JL501040	1	20	JL541245	2	32
JL511001	2	2	JL541246	13	30
JL511002	1	2	JL561205	1a	18
JL511006	4	6	JL561206	2a	18
JL511007	5	6	JL561401	1	18
JL511009	3	4	JL561404	2	18
JL511010	2	6	JL561405	4	18
JL511011	3	6	JL561407	7	18
JL511016	3	36	JL561408	8	18
JL511022	6	4	JL561409	14	18
JL511029	11	4	JL561410	15	18
JL511205	6	6	JL581004	16	38
JL511219	7	4	JL581007	5	38
JL511220	6	8	JL581009	8	38
JL511221	5	8	JL581010	14	38
JL511222	8	8	JL581015	11	38
JL521002	4	10	JL581016	10	38
JL531203	3a	24	JL581018	7	38
JL531204	1a	24	JL581023	2	38
JL541203	7	32	JL581024	6	38
JL541207	12	30	JL581025	4	38
JL541208	5	32	JL581027	4	36
JL541210	13	30	JL581050	1	38
JL541218	22	30	JL581201	1	36
JL541220	1	32	JL581204	18	36
JL541222	18	30	JL581205	19	36
JL541223	10	32	JL581206	20	36
JL541224	1	32	JL581300	2	36
JL541227	8	30	JL591048	2	40
JL541230	19	30	JL591052	1	40
JL541231	20	30	JL591075	9	40
JL541237	26	20	JL591086	16	40
JL541243	1	32	JL591144	4	40

Parts Index

Part Number	Figure No.	Page No.	Part Number	Figure No.	Page No.
JL591148	17	40	JL76015N	5	122
JL591157	19	40	JL76015P	5	122
JL591165	8	40	JL76025M	4	122
JL601000	6	28	JL76025N	4	122
JL601005	12	24	JL76025P	4	122
JL601200	15	28	JL76025Q	5	122
JL601210	1	28	JL78015M	7	122
JL601212	11	28	JL78015N	7	122
JL601214	25	28	JL78015P	7	122
JL601215	19	28	JN351604	16	108
JL601216	31	28	JU231205	12	112
JL601219	10	28	JU231207	11	112
JL601220	9	28	JU232800	17	104
JL601225	12a	4	JU232800	2	106
JL601227	24	28	JU401802	15a	108
JL601228	12	28	JU401803	15	108
JL601231	4	28	JU531021	4	12
JL601234	32	28	JU531213	1	24
JL601235	21	28	JU531215	7	20
JL601237	12	4	JU531215	1	24
JL73015M	2	122	JU541005	13	20
JL73015N	2	122	JU551401	6	30
JL73015P	2	122	JU551402	10	34
JL73025M	3	122	JU551404	1	34
JL73025N	3	122	JU551406	9	34
JL73025P	3	122	JU571000	1	26
JL74015M	1	122	JW181236	3	80
JL74015N	1	122	JY151011	26	78
JL74015P	1	122	JY181284	6	106
JL74015Q	1	122	JY571030	14	22
JL75015L	4	126	JZ401013	7	108
JL7501X3	6	114	KACa0616	11	56
JL7501X3	4	126	KACA0635	9	112

Parts Index

Part Number	Figure No.	Page No.	Part Number	Figure No.	Page No.
KACA0820	6	54	KADQ0630	14	30
KACB0514	6	92	KADQ0630	6	32
KACb0516	3	82	KAEA0608	6	72
KACb0622	7	112	KAEG0620	13	100
KACH0835	18	98	KAEM0622	9	38
KADA0510	11	40	KAEQ0620	10	4
KADA0512	14	84	KAEQ0620	11	8
KADA0512	17	88	KAEQ0620	14	24
KADA0630	19	38	KAEQ0620	14	24
KADA0630	17	40	KAEQ0630	14	30
KADA0630	16	88	KAEQ0630	6	32
KADB0516	13	58	KAEQ0640	21	22
KADB0516	10	84	KAEQ0645	8	32
KADC0616	7	100	KBBa0512	4	56
KADd0510	12	104	KBBa0514	3	104
KADD0610	11	106	KBBa0514	4	106
KADE0610	12	54	KBBG0612	19	22
KADE0614	5	86	KBQA3506	17	38
KADE0614	10	98	KBUA0516	12	98
KADE0620	11	46	KBUa0516	17	106
KADF0608	21	106	KBUA0612	4	80
KADf0614	16	56	KBUA0612	2	90
KADf0614	5	90	KBUa0616	29	98
KADF0616	23	28	KBUB0410	8	96
KADF0616	19	106	KBUB0512	2	80
KADF0622	11	46	KBUB0516	13	84
KADf0820	9	56	KBUc0625	7	106
KADM0610	18	38	KCAA0504	3	92
KADP0516	27	20	KCGA0505	7	82
KADQ0606	17	24	KCGa0505	5	106
KADQ0620	11	8	KCGa1010	3	102
KADQ0625	14	40	KCGd0606	5	104
KADq0625	3	42	KCGd1010	3	102

Parts Index

Part Number	Figure No.	Page No.	Part Number	Figure No.	Page No.
KDAA0408	6	88	LAC00048	10	112
KDAa0510	17	56	LAC00054	11	96
KDAa0510	10	92	LAC00054	14	96
KDAA0611	11	98	LAC00063	7	84
KDBA0512	8	88	LAC00063	19	88
KDBA0512	12	88	LAD00037	13	64
KDBA0512	7	98	LAD00040	26	28
KDBa0512	6	100	LAD00040	9	50
KDBa0613	8	100	LAD00040	10	112
KDBA0818	3	74	LAD00077	5	20
KDBB0512	18	88	LAD00081	22	22
KDBE0613	8	112	LAD00120	20	100
KEAA1010	2	26	LAD00135	6	58
KEAB1010	2	26	LAE00010	18	42
KEBA3715	9	22	LAE00014	2	22
KPBC6202	3	62	LAE00016	8	6
KPBC6202	3	68	LAE00016	15	42
KPBC6302	4	68	LAE00017	31	14
LAA00019	10	68	LAE00018	4	26
LAC00008	14	96	LBB00004	3	38
LAC00016	8	54	LBB00006	12	20
LAC00017	5	112	LBR00002	7	88
LAC00019	2	52	LBR00002	8	98
LAC00020	4	74	LBR00002	5	100
LAC00022	12	84	LBS00002	4	98
LAC00022	22	88	LBU00009	18	104
LAC00024	6	16	LBU00023	11	88
LAC00029	2A	112	LBU00030	2	100
LAC00034	20	88	LCA00008	21	104
LAC00035	8	86	LCA00009	12	68
LAC00035	10	90	LCD00001	10	12
LAC00037	9	96	LCG00006	17	4
LAC00048	9	112	LCG00008	9	106

Parts Index

Part Number	Figure No.	Page No.	Part Number	Figure No.	Page No.
LCJ00002	16	62			
LCJ00002	19	68			
LDA00008	2	4			
LDB00007	7	92			
LDB00010	13	42			
LDB00020	3	30			
LDB00023	20	38			
LDB00023	13	56			
LDB00023	21	88			
LDB00023	6	90			
LDB00023	20	106			
LDB00029	15	62			
LDB00029	18	68			
LDH00002	12	12			
LEB00001	4	8			
LEB00001	28	20			
LJA00004	14a	22			
LJA00005	13	28			
PA181292	25	98			
PA181293	24	98			
PD151006	10	50			