

DOMINAR
400



DOMINAR
400

Bajaj Auto Limited
Akurdi Pune 411 035 India
www.bajajauto.com

Spare Parts Catalogue



Notice

All information contained in this manual is based on the latest product information at the time of publication. Bajaj Auto Limited accepts no liability for any inaccuracies or omissions in this publication, although every possible care has been taken to make it as complete and accurate as possible. All procedures and specifications subject to change without prior notice. The right is reserved to make such changes at any time without prior notice and without incurring an obligation to make such changes to product manufactured previously. Contact your authorized Bajaj Dealer for the latest information on product improvements incorporated after this manual was issued.

REV. Feb 2019

Copy rights : All rights reserved. No part of this publication may be reproduced, stored in a retrieval system, Or transmitted in any form or by any means, electronic mechanical photocopying, recording or otherwise, without the prior written permission of Bajaj Auto LTD.

Foreword

We have pleasure in presenting the Spare Parts Catalogue for 'Dominar 400' Motorcycle. This catalogue has been specially designed to assist you in selecting the correct parts for procurement to maintain 100% availability.

The Bajaj spares are subjected to the stringent quality control standards to ensure longer life of the vehicle. It is therefore necessary that only the Genuine Bajaj Spares are used.

In a continual effort to improve Performance and Efficiency of the vehicles, Specifications, Diagrams, Illustrations and Part Numbers can change without notice. Consequently, the description in this Spare Parts Catalogue cannot therefore be final and binding on us.

The modifications / alterations which are carried out after the issue of this catalogue, will be conveyed to you through our Service Circulars. You are requested to make necessary corrections in the Parts Catalogue as per the circulars so as to keep your catalogue up-to-date. This will ensure the appropriate and speedy delivery of the Spare Parts as the order placed will bear the latest part numbers.

In case, if you need any technical assistance contact the concerned Regional Office or write to us on the following address :

Bajaj Auto Limited
Spares IB Department
Akurdi, Pune 411 035 India

Instructions

1. How to Read the Catalogue : Open the catalogue and from the pictorial index locate the group in which the part you want to find is present. Turn over to the concerned page number (as given by pictorial index). Now find out the figure of the part you wish to order. Write down the part number against that particular figure number from the text.

In case, if you have the part number and you need the other details, the part index can be used. The part index (at the end of the catalogue) will give you the figure and page number of the part you wish to order.

2. How to Order Spare Parts : The part number and the description of the part required should be invariably mentioned in the order as per the catalogue text.

The latest part number as conveyed through our service circulars should only appear on the order. In case of ordering painted components, colour shade of the components should be mentioned.

The quantity shown against the part number is the quantity per vehicle for that group so that particular quantity should be multiplied by the number of sets required.

3. Part Number System : We have used 8 digit system for part numbers. The model or hardware item is indicated by first two digits or alphanumeric, the next two or four digits indicate main group and the last four or two digits indicate serial number in main group or serial number or subgroup of fastener respectively. Thus the part numbers will be indicated by 2-2-4 or 2-4-2 digit system. Understanding this system will enable you to identify the spare parts easily.

4. Abbreviations : The following abbreviations are used in this catalogue.

Assly	Assembly	V	Volts
N.I.	Not illustrated	W	Watts
C'case	Crankcase	Accl.	Accelerator
Cyl	Cylinder	Comp.	Complete
O/s	Over size	Fr.	Front
Rr.	Rear	Std.	Standard
L	Length	A/t.	Alternate
R.H.	Right hand	L.H.	Left hand
Hex.	Hexagonal	AR	As required




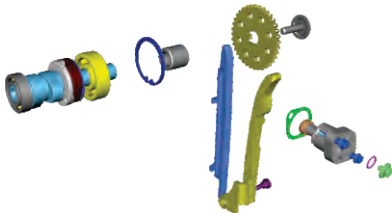
Index

Plate No.	Description	Page No.
1	Cover Cylinder Head	2
2	Cylinder Head	4
3	Valve	6,8,10
4	Camshaft / Tensioner	12
5	Cylinder and Piston	14
6	Crankshaft	16
7	Transmission	18
8	Change Drum / Shift Fork	20
9	Gear Change Mechanism	22
10	Engine Assly / Crankcase RH	24
11	Crankcase LH	26
12	Balancer Idler Gear / Water Pump	28
13	Oil Pump	30
14	Radiator	32
15	Cover Clutch	34
16	Cover Magneto	36
17	Clutch Assly	38
18	Throttle Body	40
19	Air Cleaner Complete	42
20	Silencer Assly	44
21	Starter Assly	46
22	Magneto, C.D.I. & H.T. Coil	48
23	Seat Assly / Seat Lock	50
24	Engine Mountings	52
25	Frame and Frame Fitting	54
26	Swing Arm / Rear Shock Absorber	56
27	Pillion Foot Rest / Holder	58
28	Mudguard- Front & Rear	60
29	Stand Assembly	62
30	Tyre/ Tube / Rim	64




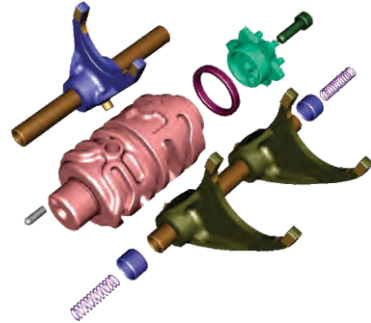
Index

Plate No.	Description	Page No.
31	Front Hub	66
32	Anti Brake system	68
33	Front Master Cylinder	70
34	Front Disc Brake	72
35	Rear Hub	74
36	Rear Disc Brake System	76
37	Rear Brake Pedal	78
38	Handle Bar Assly	80
39	Front Fork	82,84
40	Painted Parts & Decals	86
41	Radiator Cover	88
42	Petrol Tank, Cap Tank & Gauge Fuel	90
43	Canister Assembly	92
44	Fittings - Petrol Tank,	94
45	Fittings - Side Cover & Cover Seat	96
46	Meter Assly.	98
47	Control Cables	100
48	Chain Case	102
49	Head Lamp & Fairing	104
50	Indicator Light Assly.	106
51	Tail Lamp Assly. / Front No. Plate	108
52	Electrical Equipments	110
53	Tool Kit	112
54	Accessories / Grab Handle	114
55	Painted Parts and Decals	116
56	Painted Parts and Decals	118
	Kit List	119,122
	Amendment Sheet	
	Parts Index	

Pictorial Index

PLATE NO. : 1 COVER CYLINDER HEAD	PAGE NO. 1	PLATE NO. : 2 CYLINDER HEAD	PAGE NO. 3
			
PLATE NO. : 3 VALVE	PAGE NO. 5-9	PLATE NO. : 4 CAMSHAFT / TENSIONER	PAGE NO. 11
			

Pictorial Index

PLATE NO. : 5 CYLINDER & PISTON	PAGE NO. 13	PLATE NO. : 6 CRANKSHAFT	PAGE NO. 15
			
PLATE NO. : 7 TRANSMISSION	PAGE NO. 17	PLATE NO. : 8 CHANGE DRUM / SHIFT FORK	PAGE NO. 19
			

Pictorial Index

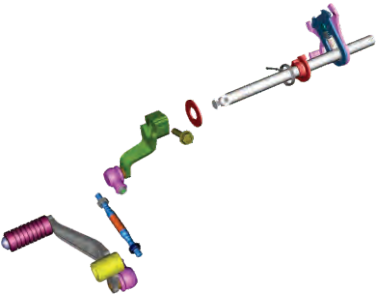


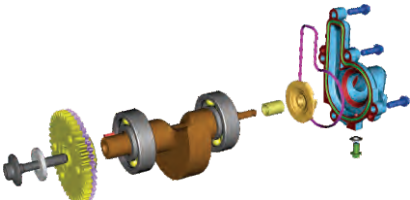
PLATE NO. : 9 GEAR CHANGE MECHANISM	PAGE NO. 21	PLATE NO. : 10 ENGINE ASSLY & CRANKCASE RH	PAGE NO. 23
			

PLATE NO. : 11 CRANKCASE LH	PAGE NO. 25	PLATE NO. : 12 BALANCER IDLER GEAR/WATER PUMP	PAGE NO. 27
			

Pictorial Index




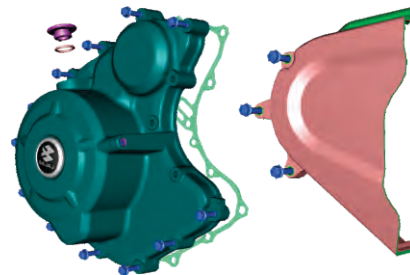
PLATE NO. : 13 OIL PUMP	PAGE NO. 29	PLATE NO. : 14 RADIATOR	PAGE NO. 31
			

PLATE NO. : 15 COVER CLUTCH	PAGE NO. 33	PLATE NO. : 16 COVER MAGNETO	PAGE NO. 35
			

Pictorial Index

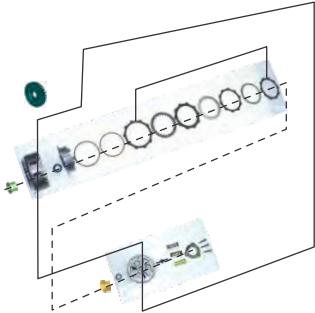

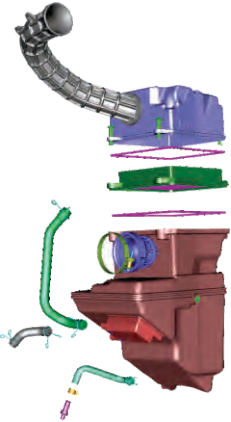

PLATE NO. : 17 CLUTCH ASSEMBLY	PAGE NO. 37	PLATE NO. : 18 THROTTLE BODY	PAGE NO. 39
			

PLATE NO. : 19 AIR CLEANER COMPLETE	PAGE NO. 41	PLATE NO. : 20 SILENCER ASSEMBLY	PAGE NO. 43
			

Pictorial Index




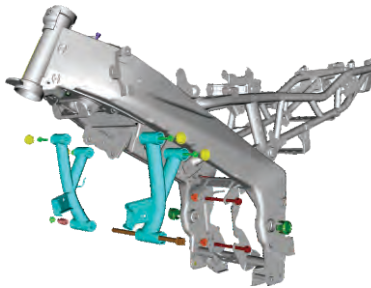
PLATE NO. : 21 STARTER ASSEMBLY	PAGE NO. 45	PLATE NO. : 22 MAGNETO, CDI & H.T. COIL	PAGE NO. 47
			

PLATE NO. : 23 SEAT ASSEMBLY / SEAT LOCK	PAGE NO. 49	PLATE NO. : 24 ENGINE MOUNTINGS	PAGE NO. 51
			

Pictorial Index

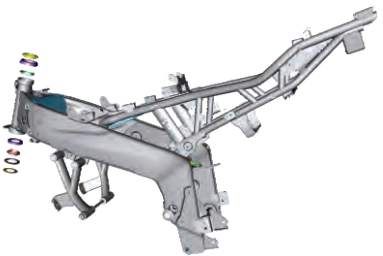
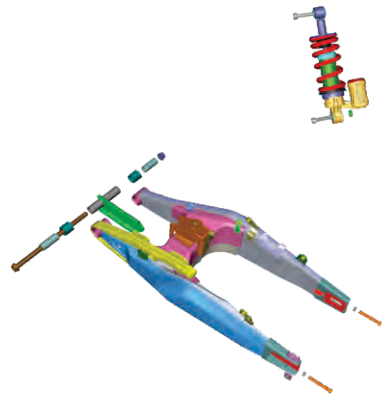

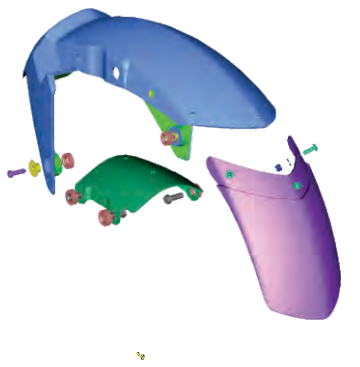
PLATE NO. : 25 FRAME & FITTINGS	PAGE NO. 53	PLATE NO. : 26 SWING ARM/REAR SHOCK ABSORBER	PAGE NO. 55
			

PLATE NO. : 27 PILLION FOOT REST / HOLDER	PAGE NO. 57	PLATE NO. : 28 MUD GUARD - FRONT & REAR	PAGE NO. 59
			

Pictorial Index



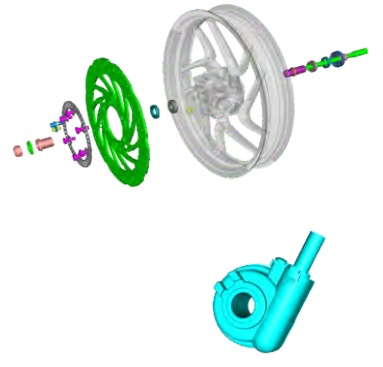
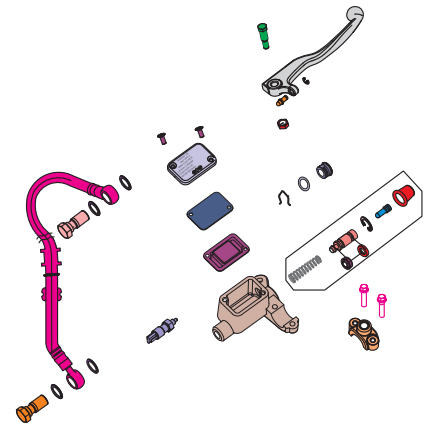
PLATE NO. : 29 STAND ASSEMBLY	PAGE NO. 61	PLATE NO. : 30 TUBE / TYRE / RIM	PAGE NO. 63
			

PLATE NO. : 31 FRONT HUB	PAGE NO. 65	PLATE NO. : 32 FRONT MASTER CYLINDER	PAGE NO. 67
			

Pictorial Index

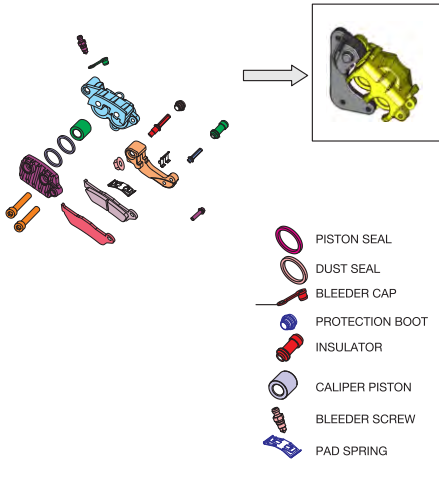
PLATE NO. : 33 FRONT DISC BRAKE	PAGE NO. 69
	


PLATE NO. : 34 REAR HUB	PAGE NO. 71
	

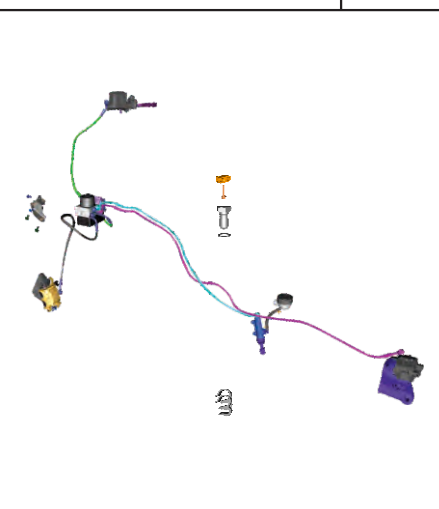
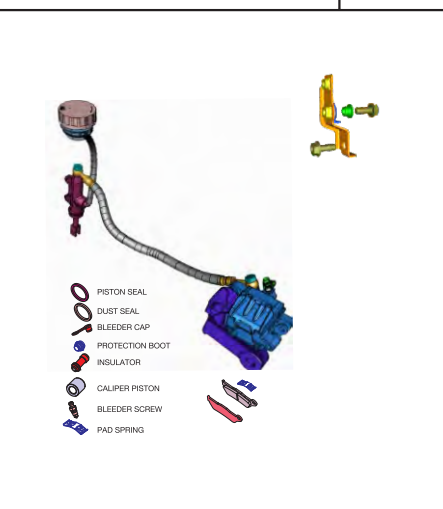
PLATE NO. : 35 ANIT BRAKE SYSTEM	PAGE NO. 73
	

PLATE NO. : 36 REAR DISC BRAKE SYSTEM	PAGE NO. 75
	

Pictorial Index

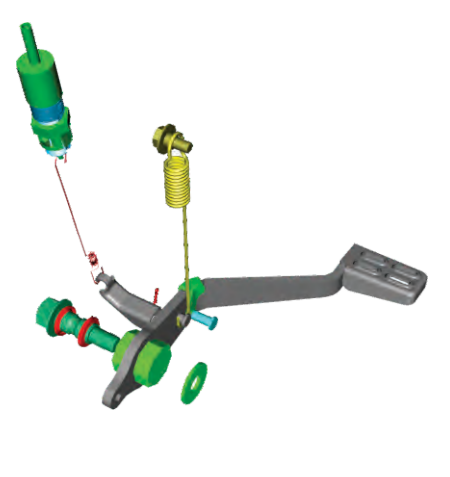
PLATE NO. : 37 REAR BRAKE PEDAL	PAGE NO. 77
	


PLATE NO. : 38 HANDLE BAR ASSEMBLY	PAGE NO. 79
	

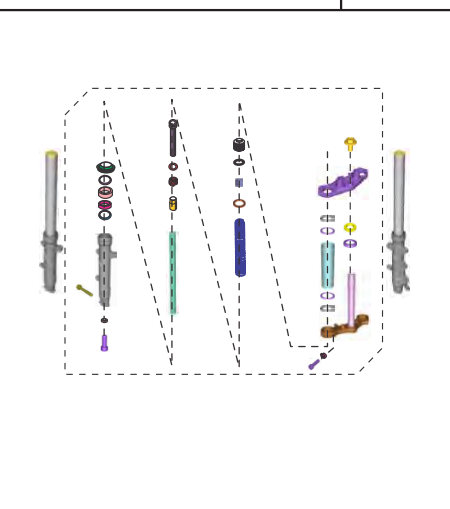
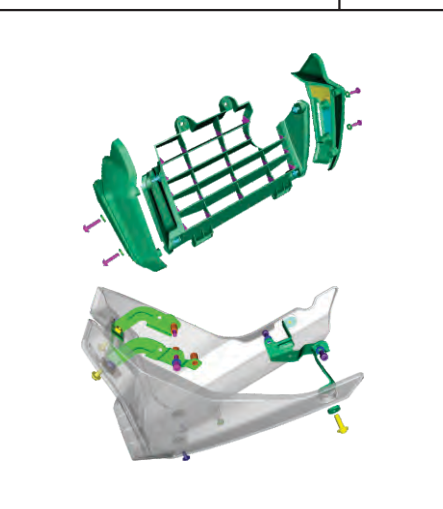
PLATE NO. : 39 FRONT FORK	PAGE NO. 81-83
	

PLATE NO. : 40 RADIATOR COVERS	PAGE NO. 85
	

Pictorial Index


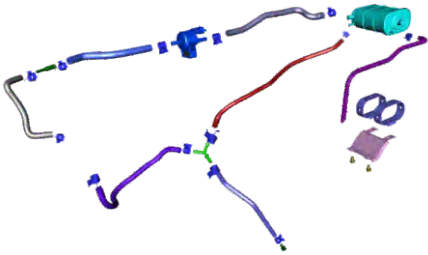


PLATE NO. : 41 PETROL TANK, CAP TANK & GAUGE FUEL	PAGE NO. 87	PLATE NO. : 42 MECHANISM EVAP	PAGE NO. 89
			

PLATE NO. : 43 FITTINGS - PETROL TANK & TANK SIDE COVER	PAGE NO. 91	PLATE NO. : 44 FAIRING SIDE COVER AND SEAT COVER	PAGE NO. 93
			

Pictorial Index




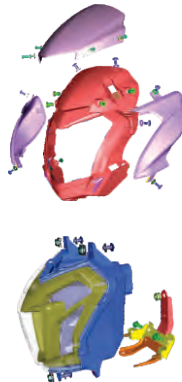


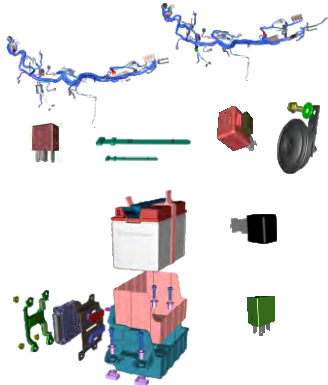

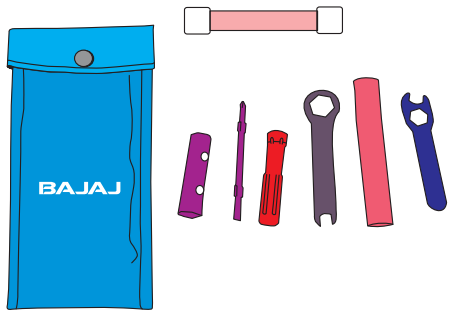
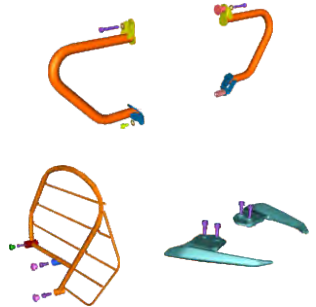
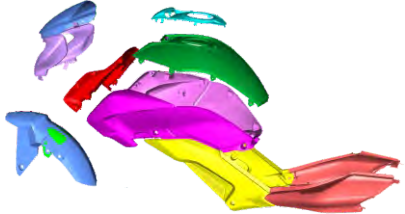

PLATE NO. : 45 METER ASSEMBLY	PAGE NO. 95	PLATE NO. : 46 CONTROL CABLES	PAGE NO. 97
			

PLATE NO. : 47 CHAIN COVER	PAGE NO. 99	PLATE NO. : 48 HEADLAMP FAIRING -	PAGE NO. 101
			

Pictorial Index

<p>PLATE NO. : 49 INDICATOR LIGHT ASSEMBLY</p>	<p>PAGE NO. 103</p>	<p>PLATE NO. : 50 TAIL LAMP AND FRONT NUMBER PLATE</p>	<p>PAGE NO. 105</p>
			
<p>PLATE NO. : 51 ELECTRICAL EQUIPMENTS</p>	<p>PAGE NO. 107</p>	<p>PLATE NO. : 52 ELECTRICAL EQUIPMENTS</p>	<p>PAGE NO. 109</p>
			

Pictorial Index

<p>PLATE NO. : 53 TOOL KIT</p>	<p>PAGE NO. 111</p>	<p>PLATE NO. : 54 GRAB HANDLE AND SAREE GUARD</p>	<p>PAGE NO. 113</p>
			
<p>PLATE NO. : 55 PAINTED PARTS</p>	<p>PAGE NO. 115</p>	<p>PLATE NO. : 56 DECALS</p>	<p>PAGE NO. 117</p>
			

Pictorial Index

[illegible]

Pictorial Index

[illegible]

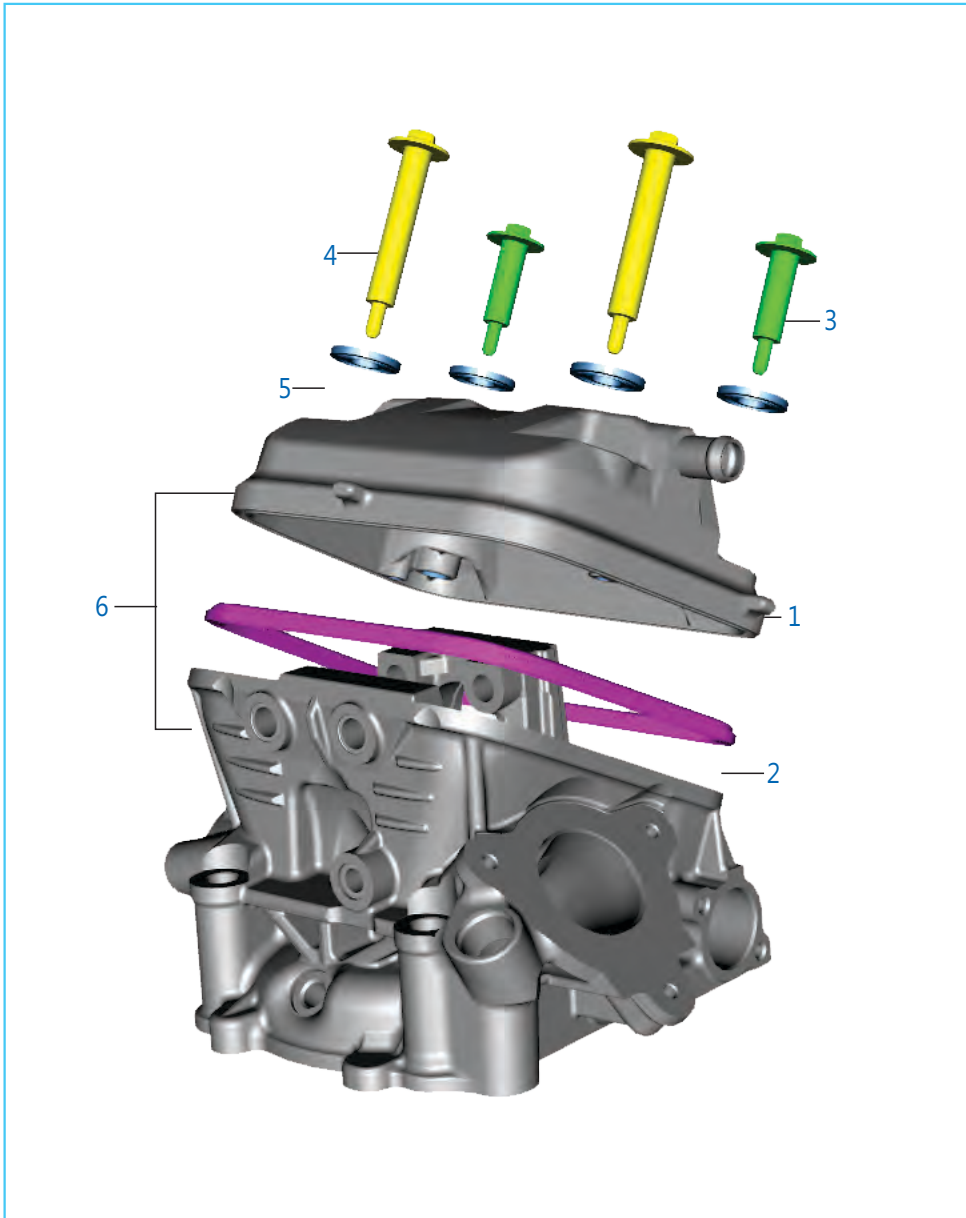


Plate No.: 1

Cover Cylinder Head

No.	Part No.	Description	Qty.		Remarks
			ABS	NON ABS	
1	JF 5110 41	Head Cover Assembly	1	1	
2	JF 5110 46	Gasket Head Cover	1	1	
3	LA D001 41	Bolt Flanged L46	2	2	
4	LA D001 42	Bolt Flanged L73	2	2	
5	JG 5110 21	Washer	4	4	
6	36 JF00 50	Kit Cylinder Head Assly	1	1	

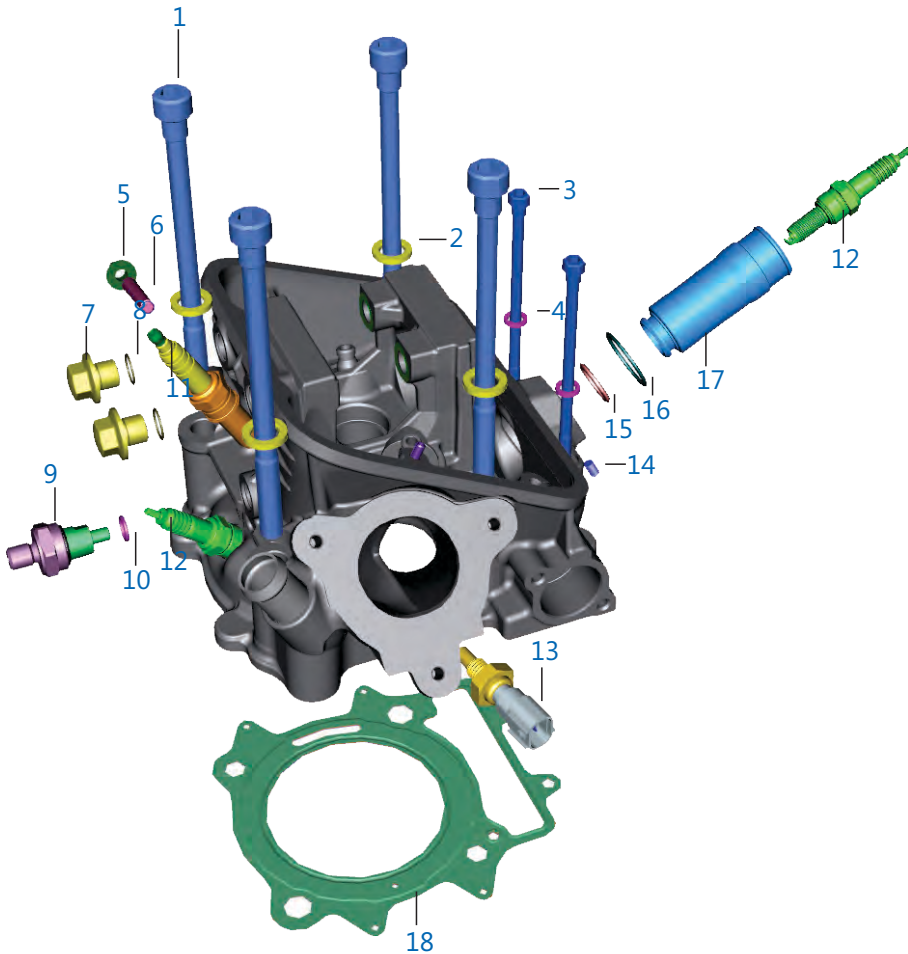


Plate No.: 2

Cylinder Head

No.	Part No.	Description	Qty.		Remarks
			ABS	NON ABS	
1	LA C001 06	Bolt Socket	4	4	
2	LD A000 14	Washer Plain	4	4	
3	LA C001 07	Bolt Socket	2	2	
4	LD A000 15	Washer Plain	2	2	
5	LC G000 24	Nut Hex Flanged	2	2	
6	JG 5110 46	Stud	2	2	
7	LA D001 63	Bolt Flange	2	2	
8	LJ A000 09	Ring O	2	2	
9	DK 1012 25	Oil Pressure Switch	1	1	
10	DK 1013 40	O Ring	1	1	
11	JL 3512 18	Plug Spark	1	1	
12	DK 1110 28	Spark Plug	2	2	
13	JG 3514 00	Coolant Water Temp Sensor	1	1	
14	39 2608 01	Grub Screw	1	1	
15	KJ AC18 24	O Ring	1	1	
16	39 1283 21	O Ring	1	1	
17	JF 5110 52	Sleeve Spark Plug	1	1	
18	JF 5110 49	Gasket Cylinder Head	1	1	

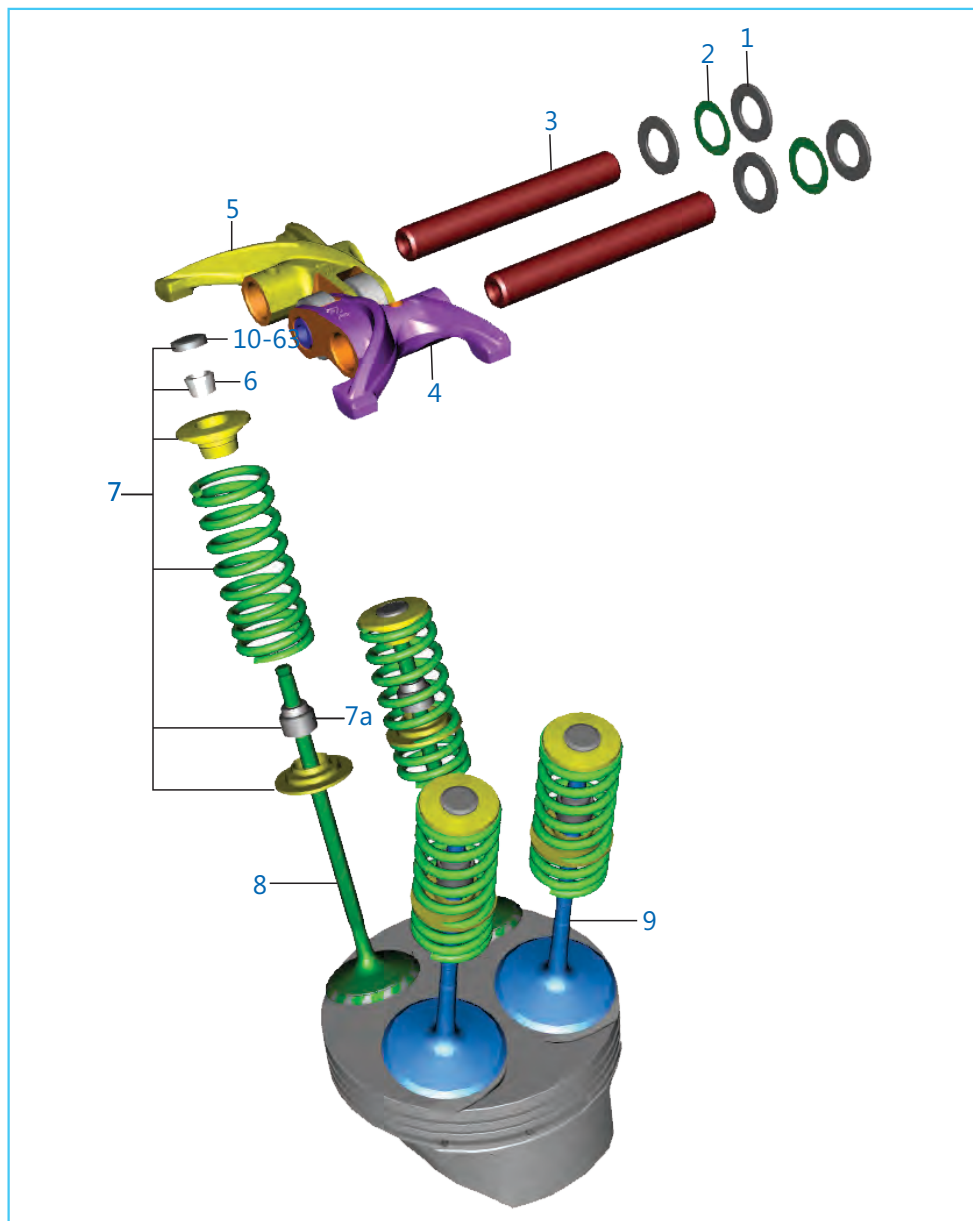


Plate No.: 3

Valve

No.	Part No.	Description	Qty.		Remarks
			ABS	NON ABS	
1	39 2440 11	Washer	4	4	
2	DH 1012 95	Wave Washer	2	2	
3	JF 5110 42	Rocker Shaft	2	2	
4	JF 5112 33	Assly Rocker Arm Intake	1	1	
5	JF 5112 34	Assly Rocker Arm Exhaust	1	1	
6	CB 1010 22	Cotter Valve	8	8	
7	36 JF00 58	Kit Valve Repair	1	1	
7a	CB 1010 09	Valve Seal	4	4	
8	JF 5112 04	Valve Intake	2	2	
9	JF 5112 08	Valve Exhaust	2	2	
10	36 JY00 29	Kit Shim 2 mm	1	1	
11	36 JY00 30	Kit Shim 2.04 mm	1	1	
12	36 JY00 31	Kit Shim 2.08 mm	1	1	
13	36 JY00 32	Kit Shim 2.12 mm	1	1	
14	36 JY00 33	Kit Shim 2.16 mm	1	1	
15	36 JY00 34	Kit Shim 2.20 mm	1	1	
16	36 JY00 35	Kit Shim 2.24 mm	1	1	
17	36 JY00 36	Kit Shim 2.28 mm	1	1	
18	36 JY00 56	Kit Shim 2.30 mm	1	1	
19	36 JY00 37	Kit Shim 2.32 mm	1	1	
20	36 JY00 57	Kit Shim 2.34 mm	1	1	
21	36 JY00 38	Kit Shim 2.36 mm	1	1	
22	36 JY00 58	Kit Shim 2.38 mm	1	1	
23	36 JY00 39	Kit Shim 2.40 mm	1	1	
24	36 JY00 59	Kit Shim 2.42 mm	1	1	
25	36 JY00 40	Kit Shim 2.44 mm	1	1	
26	36 JY00 60	Kit Shim 2.46 mm	1	1	
27	36 JY00 41	Kit Shim 2.48 mm	1	1	
28	36 JY00 61	Kit Shim 2.50 mm	1	1	

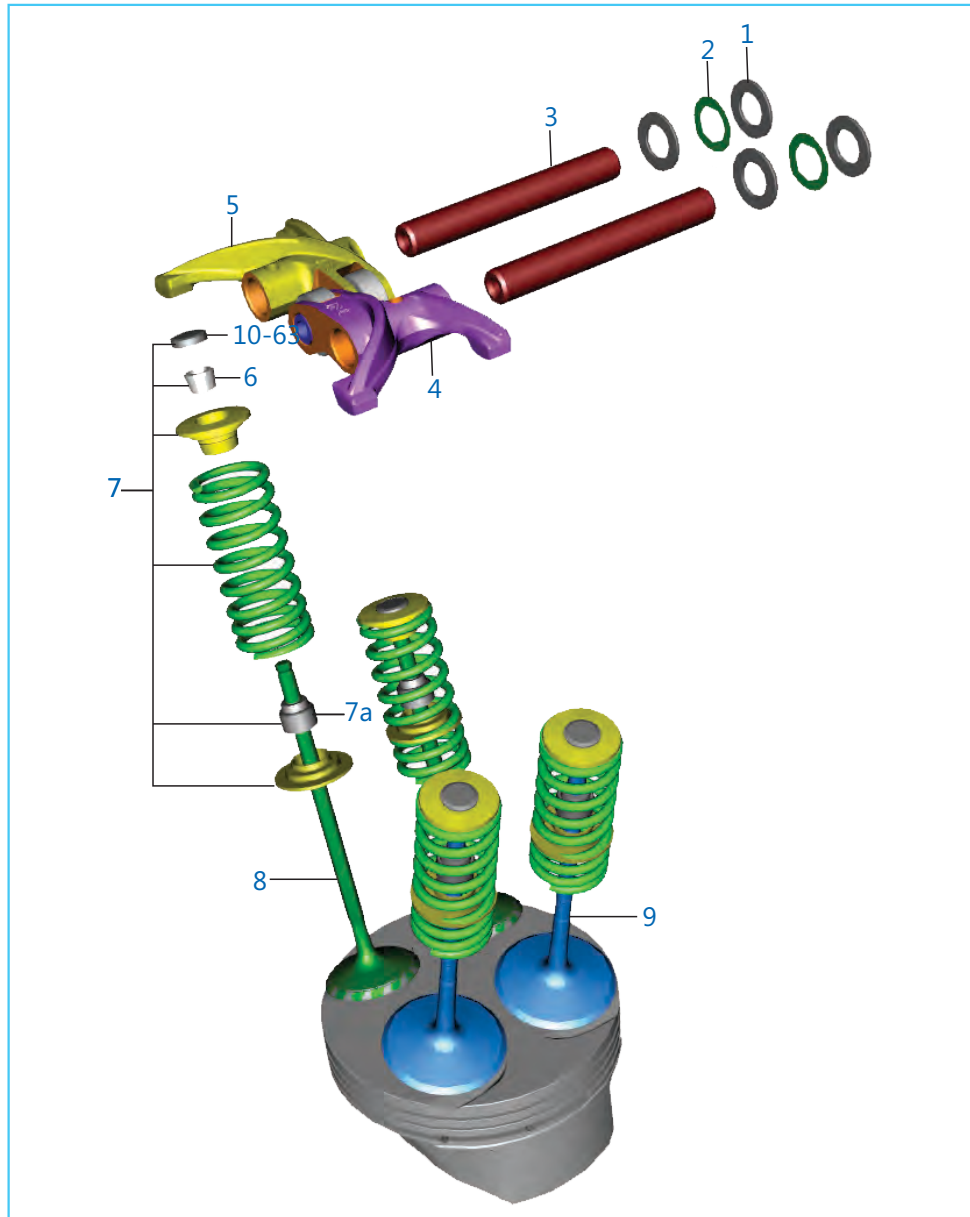
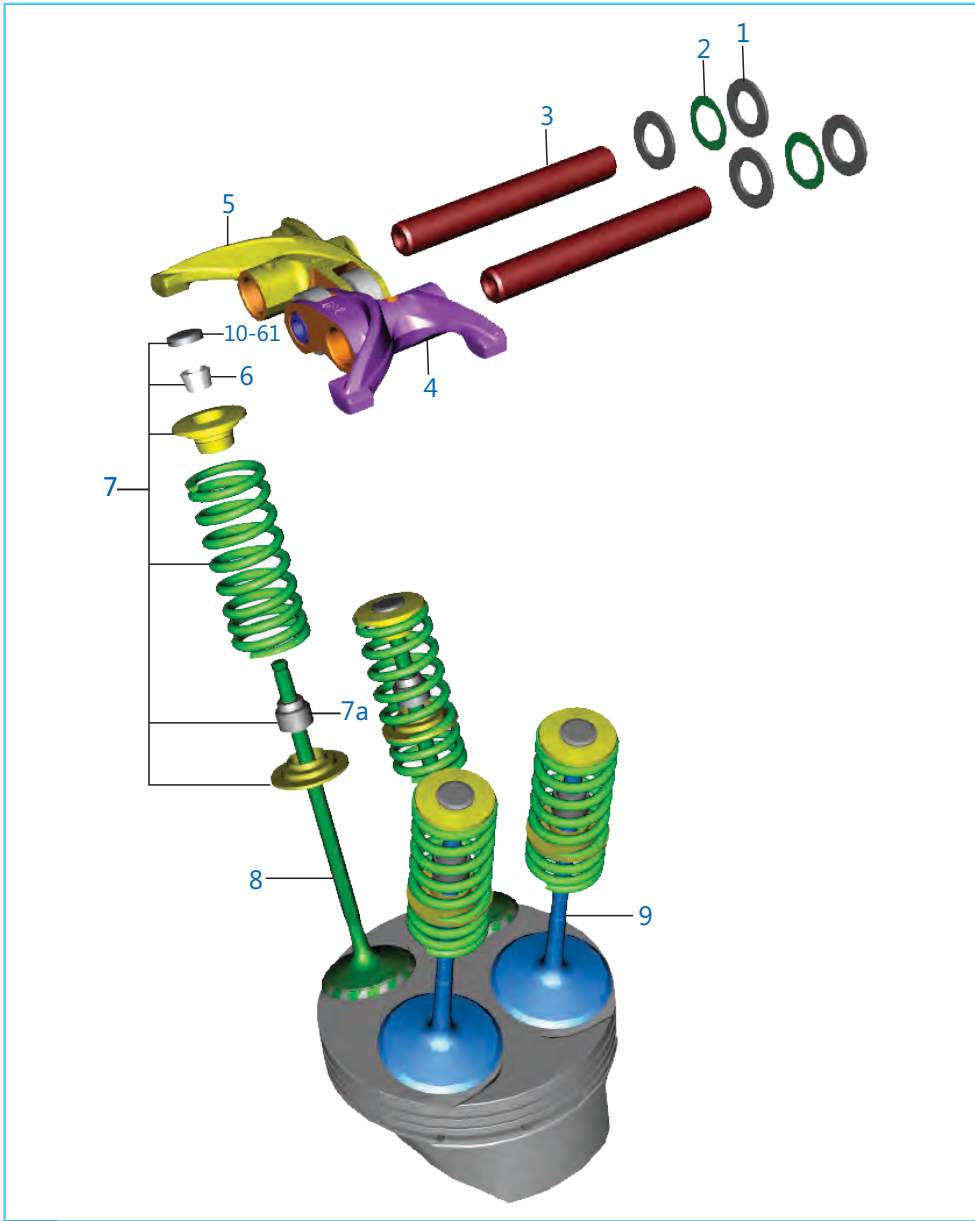


Plate No.: 3

Valve

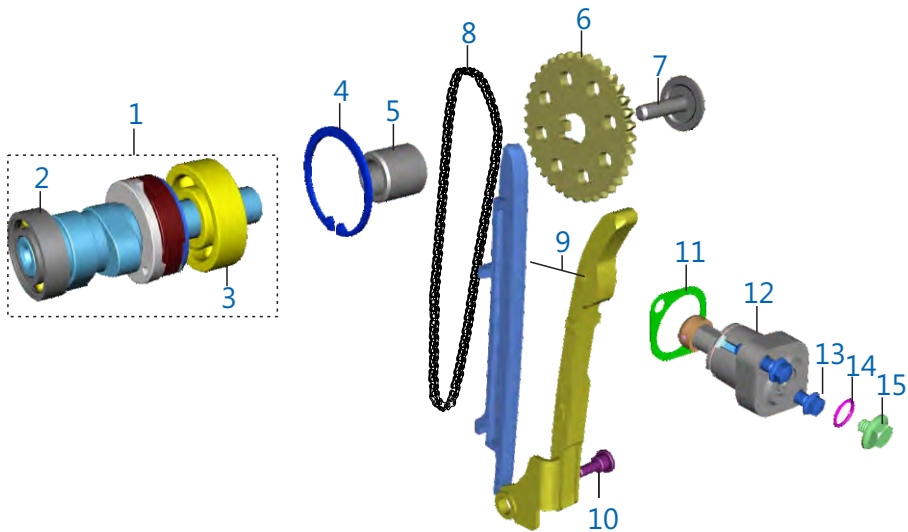
No.	Part No.	Description	Qty.		Remarks
			ABS	NON ABS	
29	36 JY00 42	Kit Shim 2.52 Mm	1	1	
30	36 JY00 62	Kit Shim 2.54 mm	1	1	
31	36 JY00 43	Kit Shim 2.56 mm	1	1	
32	36 JY00 63	Kit Shim 2.58 mm	1	1	
33	36 JY00 44	Kit Shim 2.60 mm	1	1	
34	36 JY00 64	Kit Shim 2.62 mm	1	1	
35	36 JY00 45	Kit Shim 2.64 mm	1	1	
36	36 JY00 46	Kit Shim 2.68 mm	1	1	
37	36 JF00 89	Kit Shim 2.70 mm	1	1	
38	36 JY00 47	Kit Shim 2.72 mm	1	1	
39	36 JF00 90	Kit Shim 2.74 mm	1	1	
40	36 JY00 48	Kit Shim 2.76 mm	1	1	
41	36 JF00 91	Kit Shim 2.78 mm	1	1	
42	36 JY00 49	Kit Shim 2.80 mm	1	1	
43	36 JF00 92	Kit Shim 2.82 mm	1	1	
44	36 JY00 50	Kit Shim 2.84 mm	1	1	
45	36 JF00 93	Kit Shim 2.86 mm	1	1	
46	36 JY00 51	Kit Shim 2.88 mm	1	1	
47	36 JF00 94	Kit Shim 2.90 mm	1	1	
48	36 JY00 52	Kit Shim 2.92 mm	1	1	
49	36 JF00 95	Kit Shim 2.94 mm	1	1	
50	36 JY00 53	Kit Shim 2.96 mm	1	1	
51	36 JF00 96	Kit Shim 2.98 mm	1	1	
52	36 JY00 54	Kit Shim 3.00 mm	1	1	
56	36 JF00 97	Kit Shim 3.02 mm	1	1	
53	36 JY00 55	Kit Shim 3.04 mm	1	1	
54	36 JF00 98	Kit Shim 3.06 mm	1	1	
55	36 JF00 99	Kit Shim 3.08 mm	1	1	
56	36 JF01 00	Kit Shim 3.10 mm	1	1	
57	36 JF01 01	Kit Shim 3.12 mm	1	1	



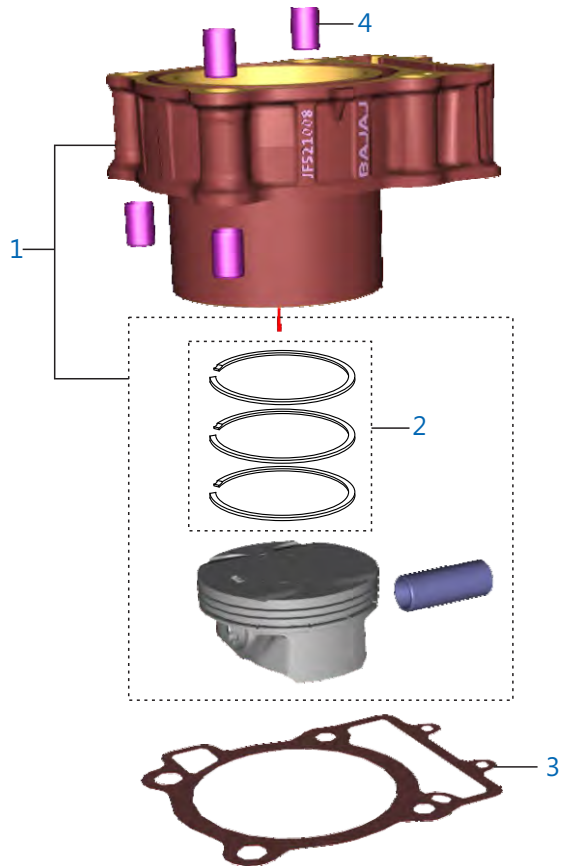
Valve

No.	Part No.	Description	Qty.		Remarks
			ABS	NON ABS	
58	36 JF01 02	Kit Shim 3.14 mm	1	1	
59	36 JF01 03	Kit Shim 3.16 mm	1	1	
60	36 JF01 04	Kit Shim 3.18 mm	1	1	
61	36 JF01 05	Kit Shim 3.20 mm	1	1	

Camshaft / Tensioner

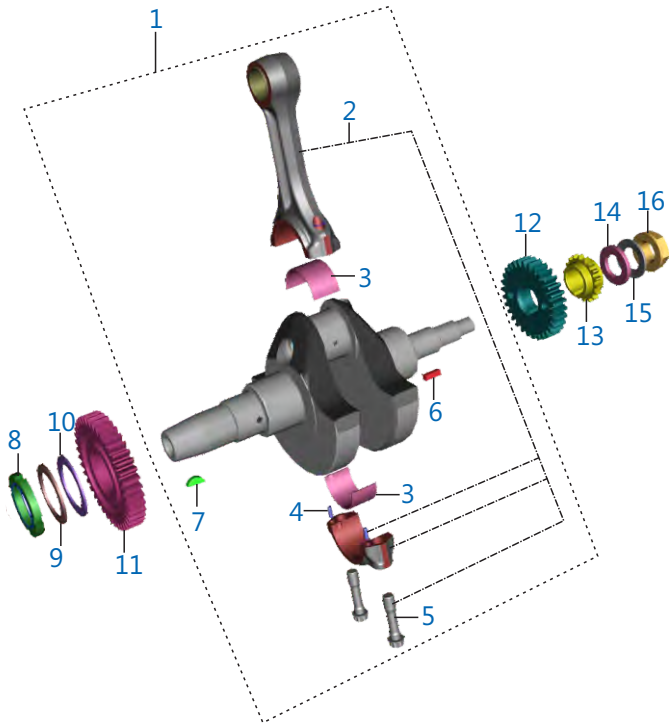


No.	Part No.	Description	Qty.		Remarks
			ABS	NON ABS	
1	JF 5112 22	Assly Camshaft	1	1	
2	39 1880 20	Ball Bearing	1	1	
3	39 2542 20	Bearing Ball	1	1	
4	KE BB42 17	Circlip External	1	1	
5	JF 5112 40	Camshaft collar	1	1	
6	JF 5112 35	Sprocket Camshaft	1	1	
7	JG 5112 69	Bolt Special	1	1	
8	JF 5112 23	Chain Silent	1	1	
9	36 JF00 55	Kit Chain Guide	1	1	
10	JY 5410 09	Bolt Special Pivot Guide Chain	1	1	
11	CS 1011 28	Gasket	1	1	
12	JF 5112 49	Tensioner Assly	1	1	
13	KA Ew06 20	Bolt Flange	2	2	
14	39 2669 21	O Ring	1	1	
15	JG 5112 70	Bolt Flanged	1	1	



Cylinder and Piston

No.	Part No.	Description	Qty.		Remarks
			ABS	NON ABS	
1	36 JF00 59	Kit Piston Block	1	1	N.I.
2	36 JF00 60	Kit Piston Ring	1	1	
3	JY 5210 06	Gasket cylinder Block	1	1	
4	39 2181 06	Hollow Dowel Pin	4	4	
5	JF 5213 00	Circlip	2	2	




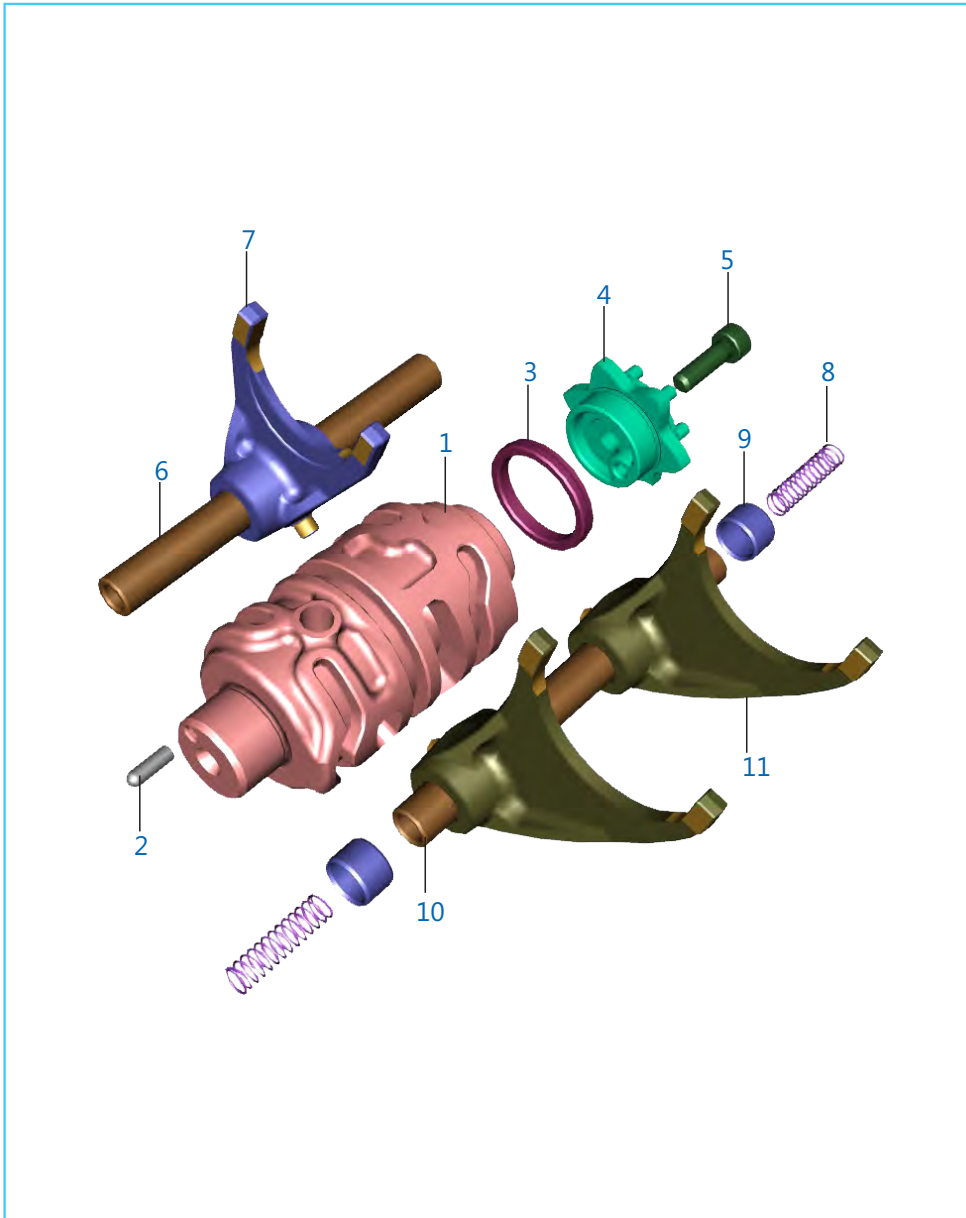
Crankshaft

No.	Part No.	Description	Qty.		Remarks
			ABS	NON ABS	
1	JF 5310 20	Crankshaft Assly	1	1	
2	JY 5310 36	Con Rod Assly with Bush	1	1	
3	JY 5310 27	Bush Big End	2	2	
4	39 2203 07	Parallel Pin	2	2	
5	JY 5310 05	Bolt Con Rod	2	2	
6	LF B000 01	Key Sunk	1	1	
7	31 1011 73	Key Wood Ruff	1	1	
8	JG 5310 40	Nut Balancer Drive Lock	1	1	
9	LD H000 02	Washer Conical	1	1	
10	LD B000 33	Washer Plain	1	1	
11	JF 5310 21	Balancer Drive Gear	1	1	
12	JY 5512 12	Gear Primary Drive	1	1	
13	JF 5310 17	Sprocket Crankshaft	1	1	
14	JY 5310 08	Washer Plain	1	1	
15	DG 1012 75	Washer Special	1	1	
16	LC G000 02	Nut Flanged	1	1	
17	36 JF00 54	Kit Primary Drive & Driven	1	1	N.I

Transmission

No.	Part No.	Description	Qty.		Remarks
			ABS	NON ABS	
1	JY 5510 23	Shaft Input TM Assly	1	1	N.I
2	JY 5510 22	Shaft Input	1	1	
3	JY 5512 30	Gear 5th Drive	1	1	
4	JY 5510 10	Bush V Drive	1	1	
5	JY 5512 29	Gear 3rd -4th Drive	1	1	
6	JY 5512 14	Circlip External I/P shaft	2	2	
7	JY 5510 21	Bush VI Drive	1	1	
8	JY 5512 31	Gear 6th Drive	1	1	
9	JY 5512 28	Gear 2nd Drive	1	1	
10	JY 5512 15	Washer Thrust 2nd Drive	1	1	
11	JY 5510 24	Shaft Output TM Assly	1	1	N.I
12	JY 5510 08	Shaft Output Assly with Plug	1	1	
13	JY 5510 06	Bush 2nd Driven	1	1	
14	JY 5512 33	Gear 2nd Driven	1	1	
15	JY 5512 37	Gear 6th Driven	1	1	
16	JY 5512 35	Gear 4th Driven	1	1	
17	JY 5510 05	Washer Thrust 3rd Driven	1	1	
18	JY 5512 34	Gear 3rd Driven	1	1	
19	JY 5510 27	Bush 3rd Driven	1	1	
20	JY 5512 18	Circlip External O/P Shaft	1	1	
21	JY 5512 36	Gear 5th Driven	1	1	
22	JY 5512 05	Bush 1st Driven	1	1	
23	JY 5512 32	Gear 1st Driven	1	1	
24	JY 5512 17	Washer Thrust 1st Driven	1	1	
25	JY 5510 18	O Ring sprocket Collar	1	1	
26	36 JY01 02	Collar Sprocket	1	1	
27	JY 5510 29	Sprocket Drive	1	1	
28	JY 5510 30	Plate Sprocket Drive	1	1	
29	LA E000 17	Bolt Flanged	2	2	



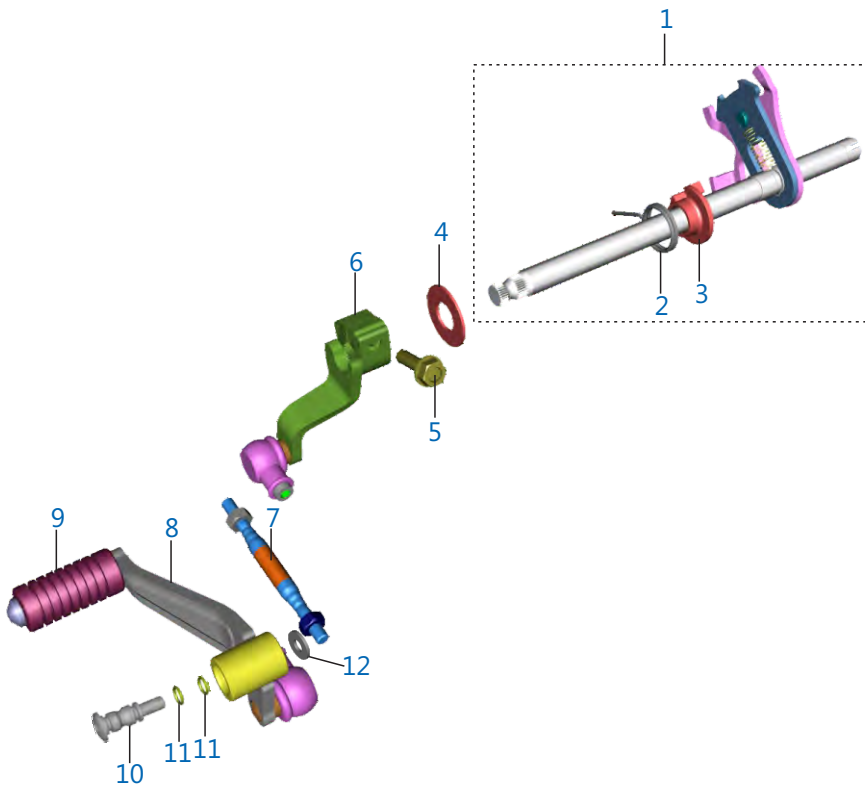


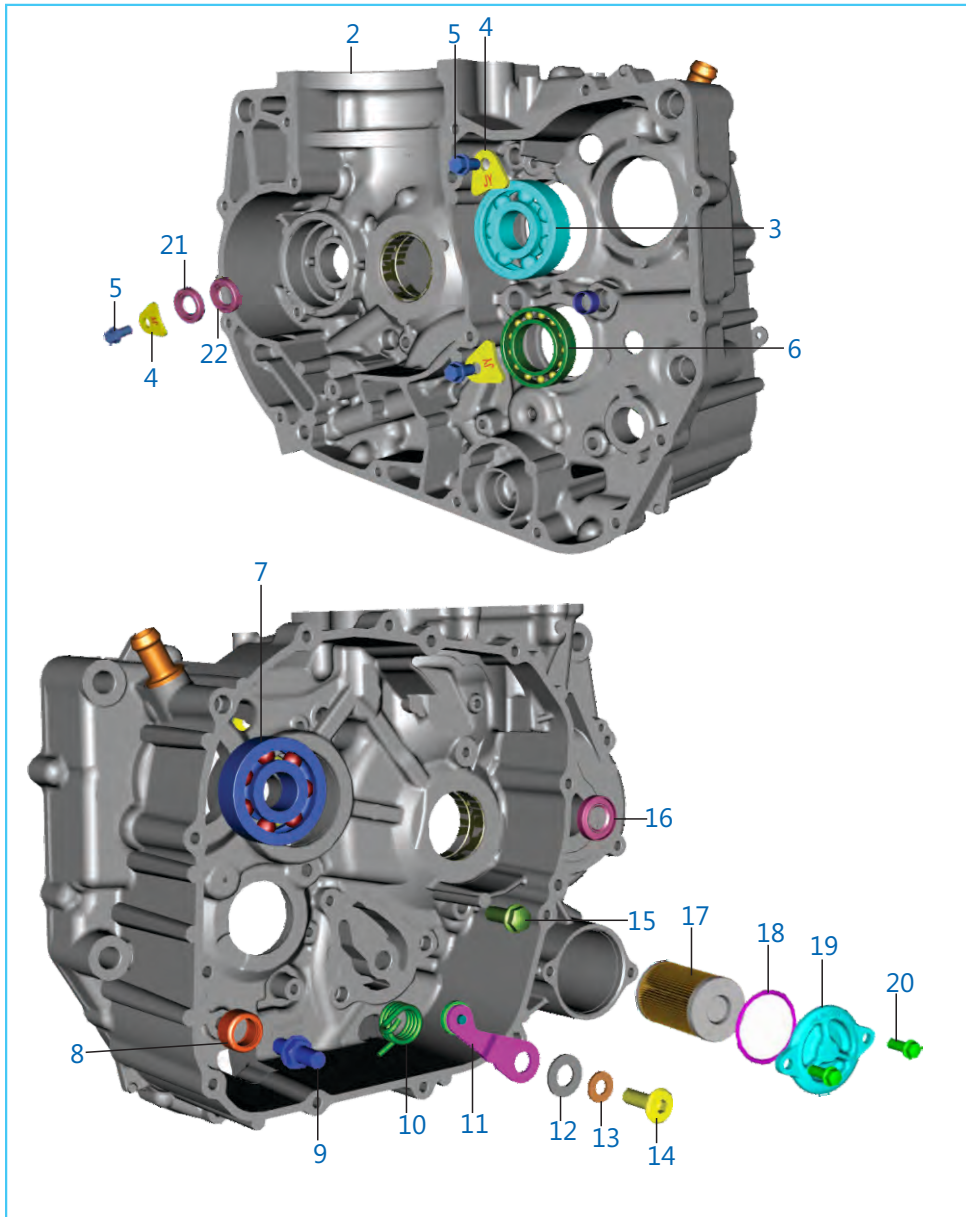
Change Drum / Shift Fork

No.	Part No.	Description	Qty.		Remarks
			ABS	NON ABS	
1	JY 5610 01	Drum Gear Shift	1	1	
2	JG 5610 08	Gear Indicator Pin	1	1	
3	JG 5610 10	Spacer Guide Gear shift	1	1	
4	JG 5612 22	Guide Gear Shift	1	1	
5	LA C000 24	Bolt Socket Head	1	1	
6	JY 5610 04	Shaft Input Gear Shift Fork	1	1	
7	JY 5610 02	Fork Gear Shift Input	1	1	
8	JY 5410 39	Spring	2	2	
9	JY 5410 38	Bush	2	2	
10	JY 5610 07	Shaft Output Gear Shift Fork	1	1	
11	JY 5610 08	Fork Shift Output	2	2	

Gear Change Mechanism

No.	Part No.	Description	Qty.		Remarks
			ABS	NON ABS	
1	JY 5612 05	Lever Gear Shift Assly Comp.	1	1	
2	JG 5612 18	Torsion Spring	1	1	
3	JG 5612 17	Bush Torsion Spring	1	1	
4	JG 5612 16	Washer	1	1	
5	KA DM06 22	Bolt Flanged	1	1	
6	JF 5614 08	Change Arm Assly	1	1	
7	52 JF00 62	Tie Rod with Nut	1	1	
8	JF 5614 10	Lever Change Assly	1	1	
9	DT 5612 05	Damper	1	1	
10	JL 5614 09	Bolt Gear Change Lever	1	1	
11	01 1009 05	'O' Ring	2	2	
12	JL 5614 10	Washer Steel	1	1	





Engine Assembly / Crankcase RH

No.	Part No.	Description	Qty.		Remarks
			ABS	NON ABS	
1	JF 5010 11	Assly Engine	1	1	N.I
2	36 JF00 52	Kit Assembly Crankcase RH	1	1	
3	39 1864 20	Ball Bearing	1	1	
4	JY 5410 47	Stopper I/P Shaft Bearing	3	3	
5	AA 1014 37	Bolt flanged Small	3	3	
6	39 2601 20	Bearing Ball	1	1	
7	39 2185 20	Deep Groove Ball Bearing	1	1	
8	39 2562 20	Needle Roller Bearing	1	1	
9	DP 1011 91	Bolt Shifter	1	1	
10	JG 5612 26	Spring Stopper Drum	1	1	
11	JG 5610 09	Stopper Drum Comp	1	1	
12	JG 5612 05	Washer Drum Stopper	1	1	
13	39 2005 11	Washer OD	1	1	
14	JG 5612 04	Bolt Stopper Drum	1	1	
15	LA E000 01	Bolt	1	1	
16	JG 6010 07	Special Shaft Seal Ring	1	1	
17	JG 5710 14	Oil Filter	1	1	
18	JG 5710 16	'O' RING	1	1	
19	JL 5710 01	Cap Oil Filter	1	1	
20	KA EW06 16	Flange Bolt	2	2	
21	JG 6010 07	Special Shaft Seal	1	1	
22	JL 6010 10	Water Seal Double Lip	1	1	

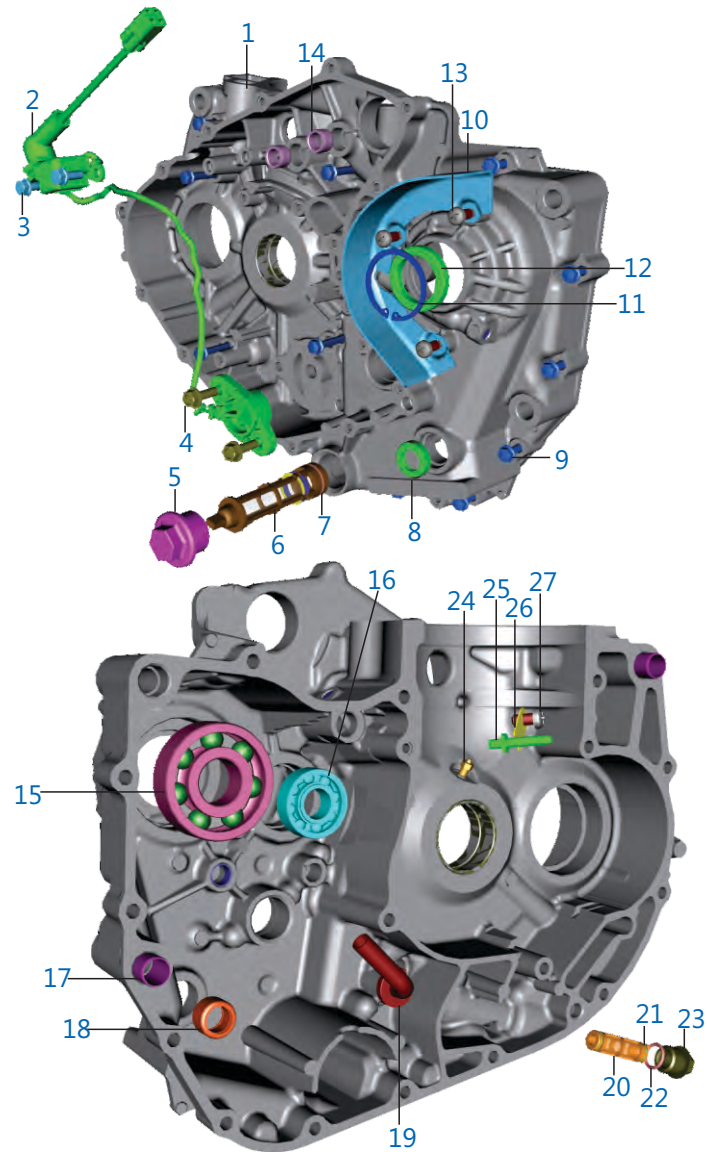


Plate No.: 11

Crankcase LH

No.	Part No.	Description	Qty.		Remarks
			ABS	NON ABS	
1	36 JF00 51	Kit Assly Crankcase LH	1	1	
2	DT 3518 00	Switch Neutral	1	1	
3	LA E000 10	Bolt Flange	2	2	
4	LA D000 63	Bolt flanged	2	2	
5	JA 5410 21	Cap Strainer	1	1	
6	JY 5710 30	Mesh Strainer Assly	1	1	
7	LJ A000 04	Strainer O Ring	1	1	
8	39 1043 19	Seal Oil	1	1	
9	KA EW06 35	Bolt Flanged	14	14	
10	JY 5410 31	Chain Guard	1	1	
11	KE BA37 15	Circlip Internal	1	1	
12	JY 5410 58	Oil Seal O/P Shaft	1	1	
13	LB B000 07	Screw Pan Cross	3	3	
14	JY 5410 34	Bush Starter Shaft	2	2	
15	LP B000 03	Bearing Ball	1	1	
16	LP B000 02	Bearing Ball	1	1	
17	39 2181 06	Hollow Dowel Pin	2	2	
18	39 2562 20	Needle Roller Bearing	1	1	
19	JY 5410 24	Jet Evacuation Oil	1	1	
20	JY 5710 08	Strainer Evacuation	1	1	
21	LJ A000 02	O ring For E-20	2	2	
22	LJ A000 06	Ring O	1	1	
23	JY 5710 09	Cap Strainer Evacuation	1	1	
24	JY 5410 50	Jet Oil	1	1	
25	JF 5410 16	Nozzle	1	1	
26	JF 5410 17	Bracket	1	1	
27	LB B000 07	Screw Pan Cross	1	1	
28	JY 5410 81	Bracket Harness	1	1	N.I.
29	JY 5410 80	Plate Harness	1	1	N.I.

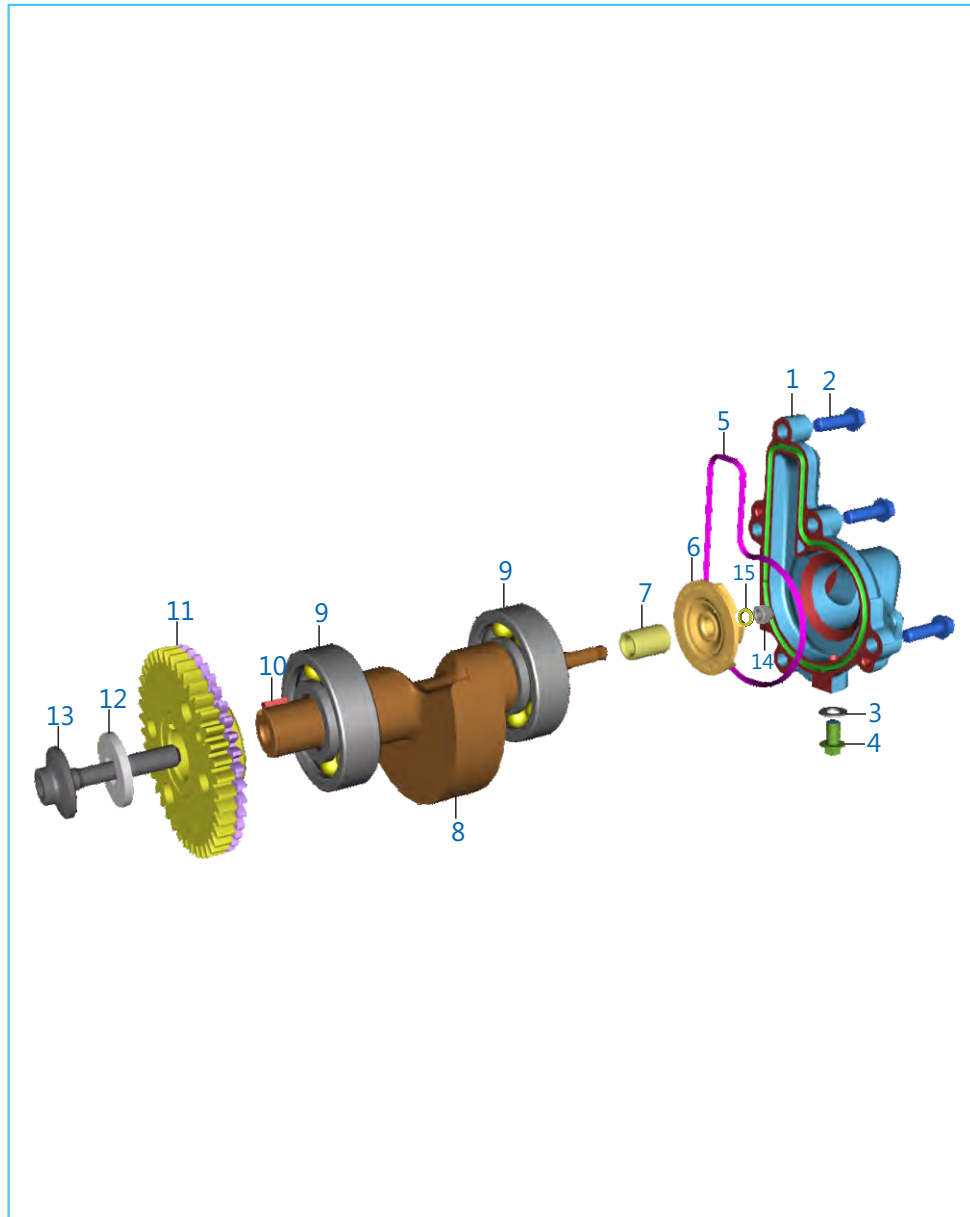
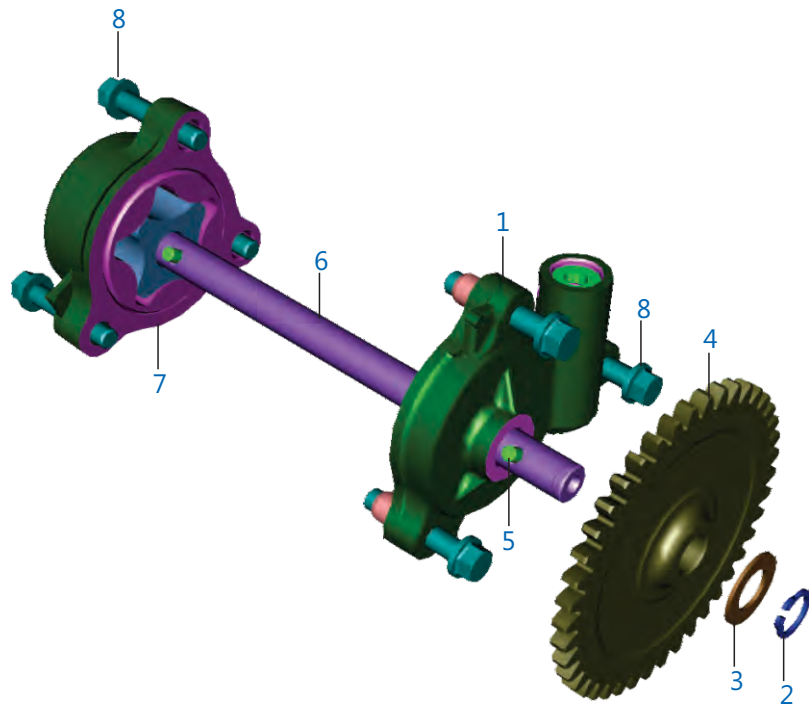


Plate No.: 12

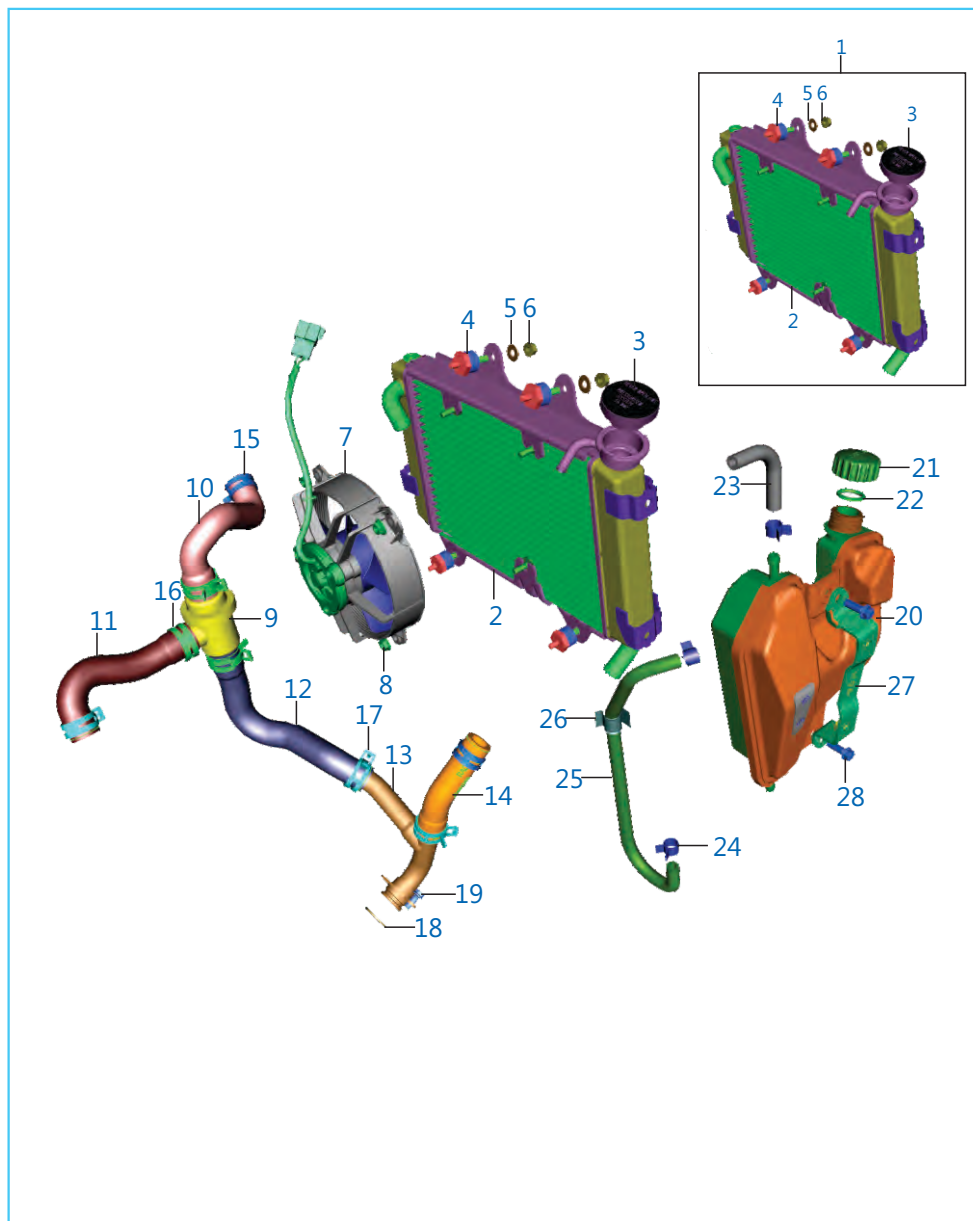
Balancer Idler Gear / Water Pump

No.	Part No.	Description	Qty.		Remarks
			ABS	NON ABS	
1	JL 6010 05	Cover Water Pump	1	1	
2	KA EW06 20	Bolt Flanged Small	5	5	
3	39 1665 11	Plain Washer	1	1	
4	LA E000 48	Bolt Flange	1	1	
5	JG 6010 12	O Ring (Water Pump Cover)	1	1	
6	36 JL00 39	Water Pump Rotor	1	1	
7	JL 5312 03	Sleeve Balancer Driven	1	1	
8	DT 5312 00	Balancer Assly	1	1	
9	KP BF63 04	Bearing Ball	2	2	
10	DS 1011 54	Key	1	1	
11	JF 5312 13	Scissor Gear Assly	1	1	
12	LD B000 51	Washer Plain	1	1	
13	LA C000 86	Bolt Socket	1	1	
14	JG 6010 05	Dome nut	1	1	
15	JG 5312 15	Washer (2.5 mm)	1	1	



Oil Pump

No.	Part No.	Description	Qty.		Remarks
			ABS	NON ABS	
1	JY 5710 12	Oil Pump Assy comp.	1	1	
2	KE AB10 10	Circlip	1	1	
3	LD A000 17	Washer Plain	1	1	
4	JY 5710 23	Gear Oil Pump Drive	1	1	
5	LH D000 01	Pin Parallel	2	2	
6	JY 5710 24	Shaft Oil Pump	1	1	
7	JY 5710 15	Pump Evacuation Assy	1	1	
8	LA E000 18	Bolt flanged	6	6	

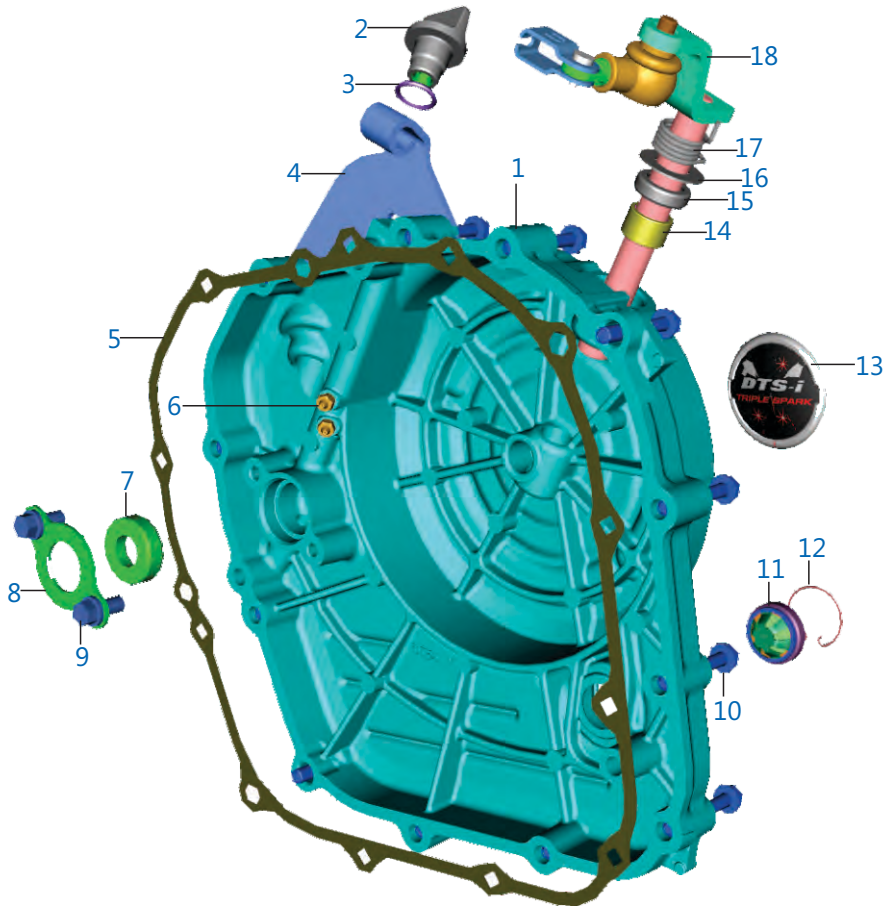


Radiator

No.	Part No.	Description	Qty.		Remarks
			ABS	NON ABS	
1	JF 6012 01	Assly Radiator	1	1	
2	JF 6012 05	Radiator Core	1	1	
3	JG 6012 35	Pressure Cap Radiator	1	1	
4	JL 6012 16	Rubber Damper Radiator Mtg	4	4	
5	39 2704 11	Washer	4	4	
6	39 2711 15	Nut Flange M6	4	4	
7	JG 6012 37	Fan Radiator	1	1	
8	JY 6012 41	Flange Nut	3	3	
9	JG 6010 14	Thermostat Assly External G2	1	1	
10	JF 6012 03	Hose Radiator to Thermostat	1	1	
11	JY 6012 15	Hose Coolant	1	1	
12	DT 6012 18	Hose Coolant (Therm to T pipe)	1	1	
13	DT 6012 19	Pipe Coolant T Assly	1	1	
14	JF 6012 02	Hose Radiator to Pipe T	1	1	
15	JG 6012 09	Clamp Radiator Pipe Dia 24	2	2	
16	JG 6012 10	Clamp Radiator Pipe Dia 28	3	3	
17	JG 6010 16	Clamp Radiator Pipe Dia 26	3	3	
18	LJ A000 05	Pipe Coolant T O Ring	1	1	
19	LA E000 49	Bolt Flange M6	2	2	
20	JL 6012 35	Expansion Tank Assly	1	1	
21	JG 6012 11	Cap Expansion Tank	1	1	
22	JG 6012 30	Expansion Tank O Ring	1	1	
23	JG 6012 13	Tube Drain Expansion Tank	1	1	
24	JG 1710 29	Spring Band Clip 10 MM	3	3	
25	JL 6012 13	Hose Expansion Tank	1	1	
26	JL 6012 15	Clamp Expansion Tank	1	1	
27	JF 1812 62	Shroud Mtg Bkt RH	1	1	
28	KA EW06 16	Bolt Flange Small	2	2	

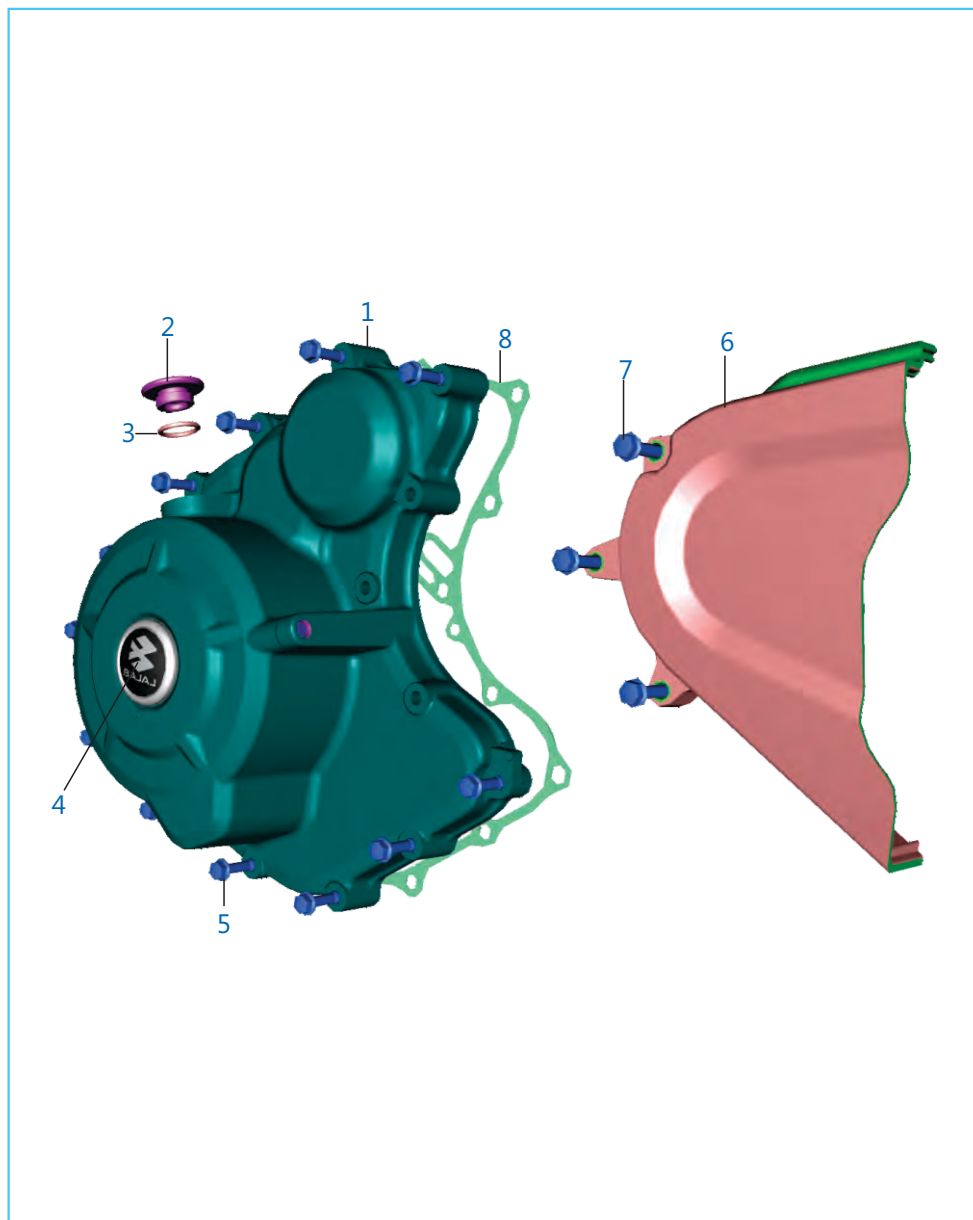
Cover Clutch

No.	Part No.	Description	Qty.		Remarks
			ABS	NON ABS	
1	DT 5412 04	Kit Clutch Cover with Nozel	1	1	
2	JG 5412 30	Cap Oil Filling	1	1	
3	39 1537 21	O Ring	1	1	
4	JF 5412 04	Bracket Clutch Cable	1	1	
5	JY 5412 25	Gasket Clutch Cover	1	1	
6	JG 5410 21	Oil Nozzle	2	2	
7	39 2016 19	Seal- Oil	1	1	
8	JY 5412 20	Plate Oil Seal	1	1	
9	AA 1014 37	Bolt Flanged Small	2	2	
10	KA EW06 35	Bolt Flange	11	11	
11	JL 5412 27	Window Oil Guage	1	1	
12	DS 1012 15	Wire Circlip	1	1	
13	JL 5412 22	Label Triple Spark	1	1	
14	39 1990 20	Bearing Needle	1	1	
15	39 1041 19	Seal - Oil	1	1	
16	LD B000 20	Washer	1	1	
17	JF 5412 10	Spring Clutch Lever	1	1	
18	JF 5412 08	Shaft Clutch Release Assly	1	1	



Cover Magneto

No.	Part No.	Description	Qty.		Remarks
			ABS	NON ABS	
1	DT 5412 09	Magneto Cover with Plug	1	1	
2	JG 5412 32	Cap TDC Finder	1	1	
3	30 1011 95	O Ring	1	1	
4	JL 5412 23	Label B Bajaj	1	1	
5	KA EW06 35	Bolt Flanged Small	12	12	
6	DT 5412 02	Cover LH RR	1	1	
7	KA EW06 50	Bolt Flanged Small	3	3	
8	JY 5412 76	Gasket Magneto cover	1	1	



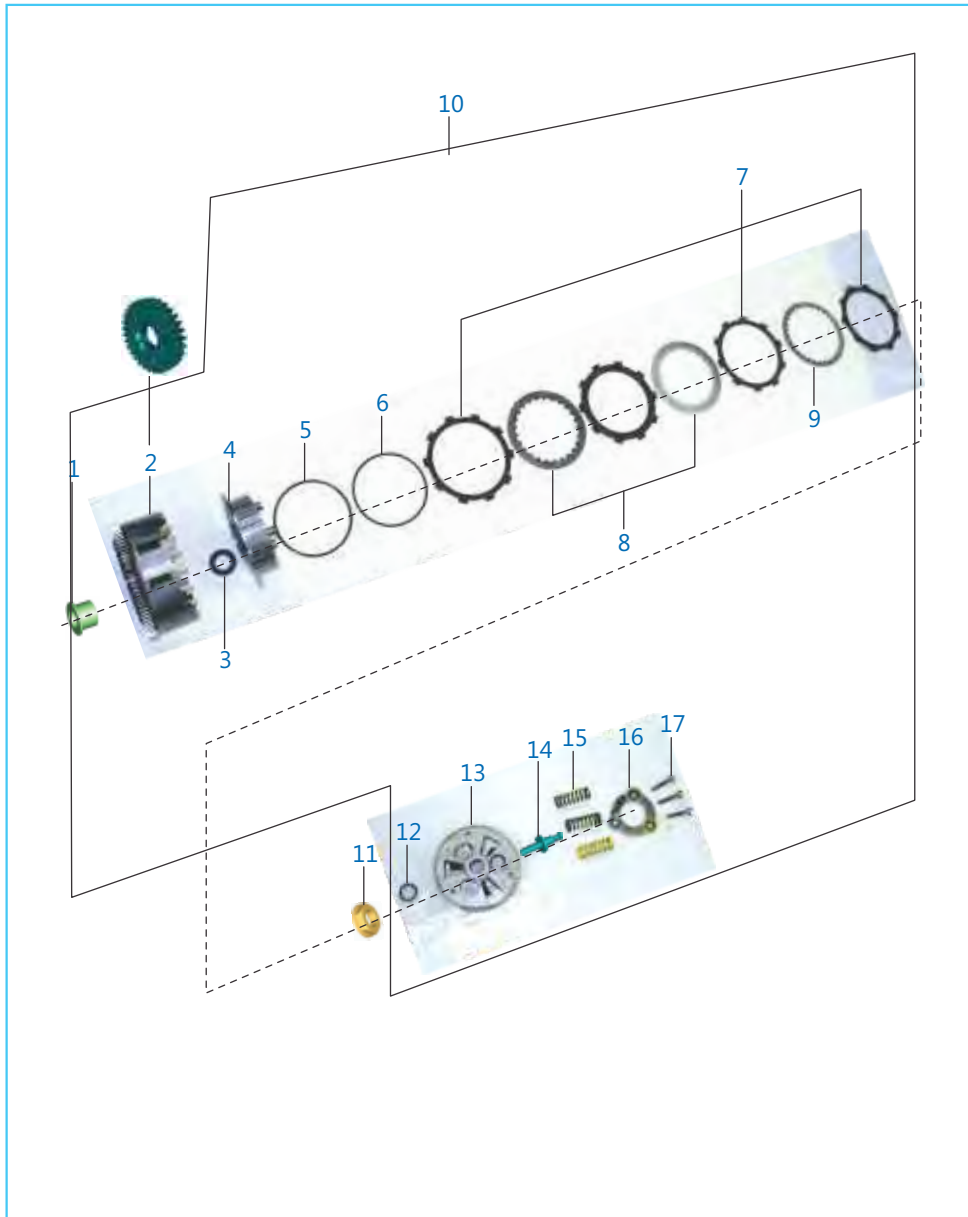
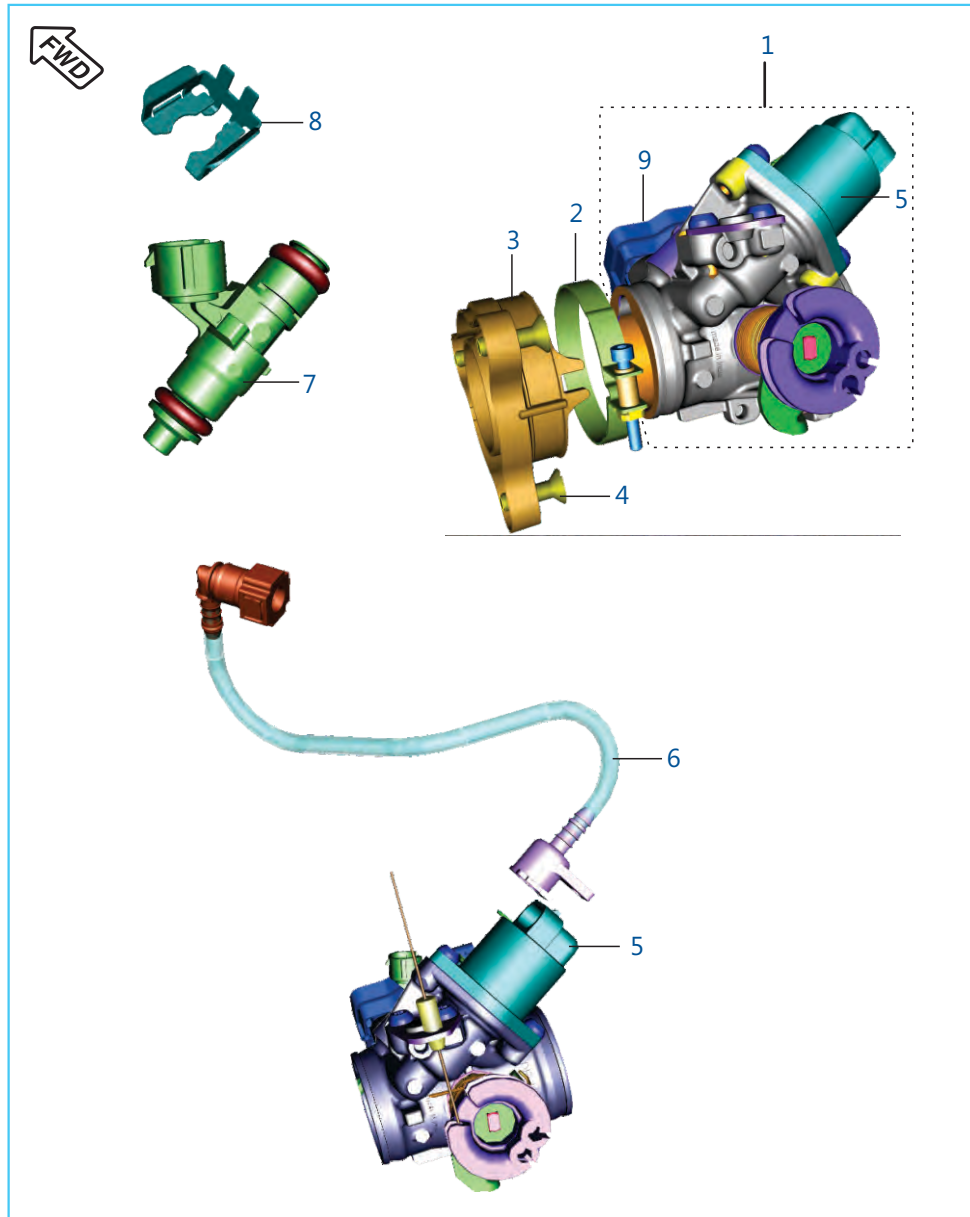


Plate No.: 17

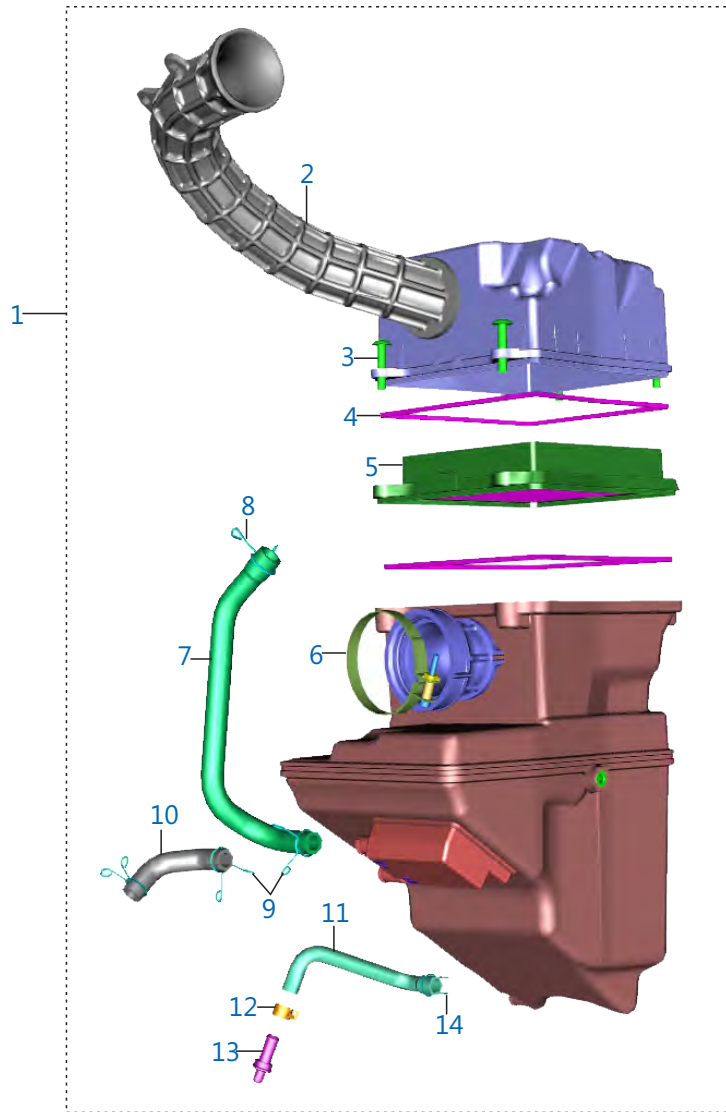
Clutch Assly

No.	Part No.	Description	Qty.		Remarks
			ABS	NON ABS	
1	JY 5514 01	Bush Collared	1	1	Refer Kit List
2	36 JF00 54	Kit Primary Drive & Driven	1	1	
3	JY 5514 03	Washer Clutch	1	1	
4	JY 5514 35	Clutch Center	1	1	
5	JY 5514 42	Spring Seat Judder	1	1	
6	JY 5514 41	Spring Judder	1	1	
7	36 JY01 03	Kit Friction Plate	1	1	Refer Kit List
8	JY 5514 36	Pressure Plate - A	5	5	
9	JY 5514 37	Pressure Plate - B	1	1	
10	JF 5515 00	Clutch Assembly	1	1	
11	LC G000 09	Nut Hex Flanged - M16 x 1.5	1	1	
12	LP A000 04	Thrust Bearing	1	1	
13	JY 5514 38	Plate Clutch Pressure	1	1	
14	JY 5514 04	Rod Pull	1	1	
15	JY 5514 39	Spring Clutch	3	3	
16	JY 5514 43	Plate Stopper	1	1	
17	LA D001 66	Bolt Flanged - M6 x 35	3	3	



Throttle Body

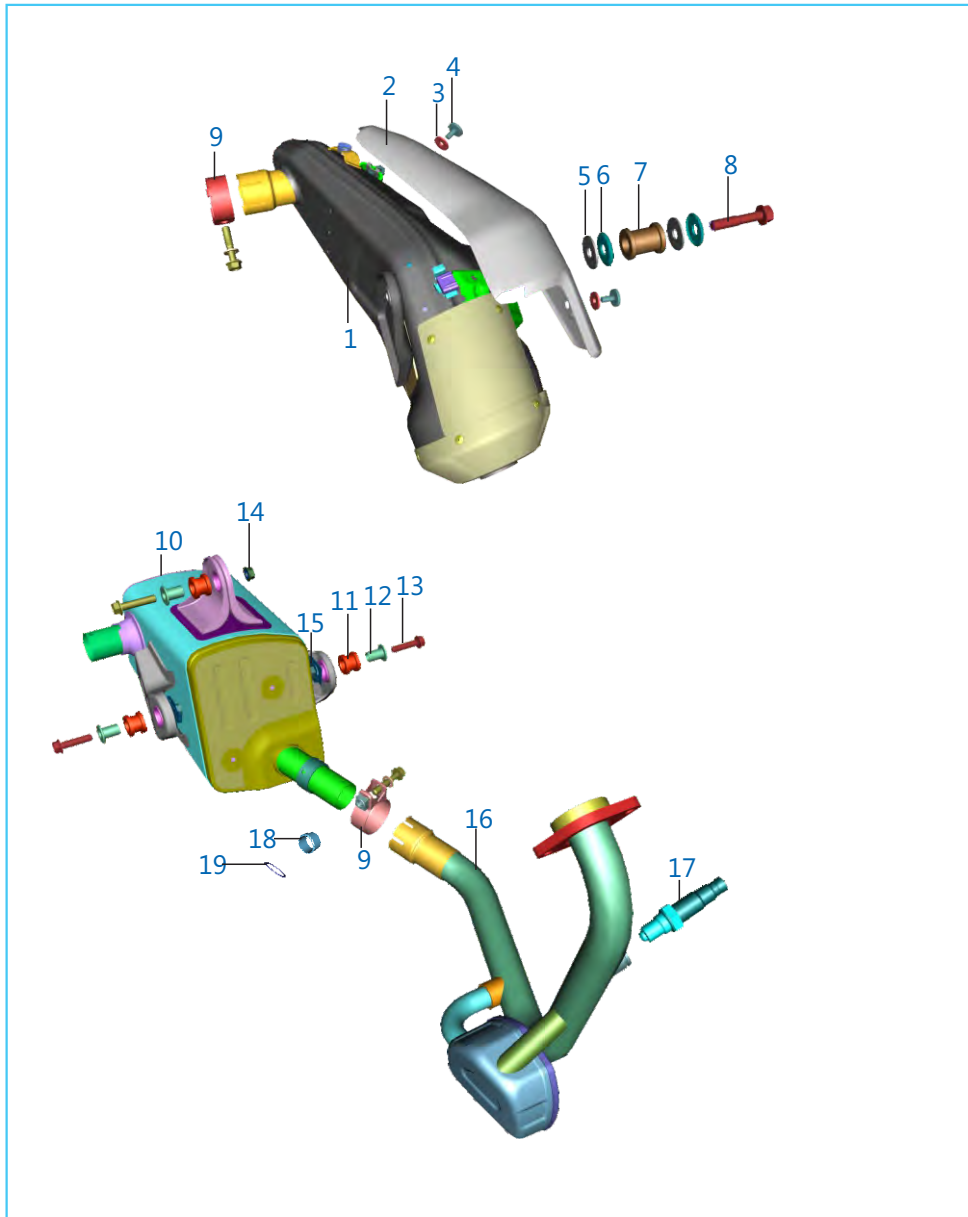
No.	Part No.	Description	Qty.		Remarks
			ABS	NON ABS	
1	JF 6112 03	Assly Throttle Body	1	1	EVAP
	JF 6112 02	Assly Throttle Body	1	1	Non EVAP
2	JY 5814 05	Clamp Intake Pipe	1	1	
3	DT 5814 01	Pipe Intake	1	1	
4	LB C000 03	Screw CSK Cross	3	3	
5	JG 6112 06	Motor Stepper	1	1	
6	JF 6112 01	Cap Injector with assly QC	1	1	
7	JY 6110 00	Fuel Injector	1	1	
8	JG 6110 06	Injector Clip	1	1	
9	JG 3518 05	Sensor T Map	1	1	



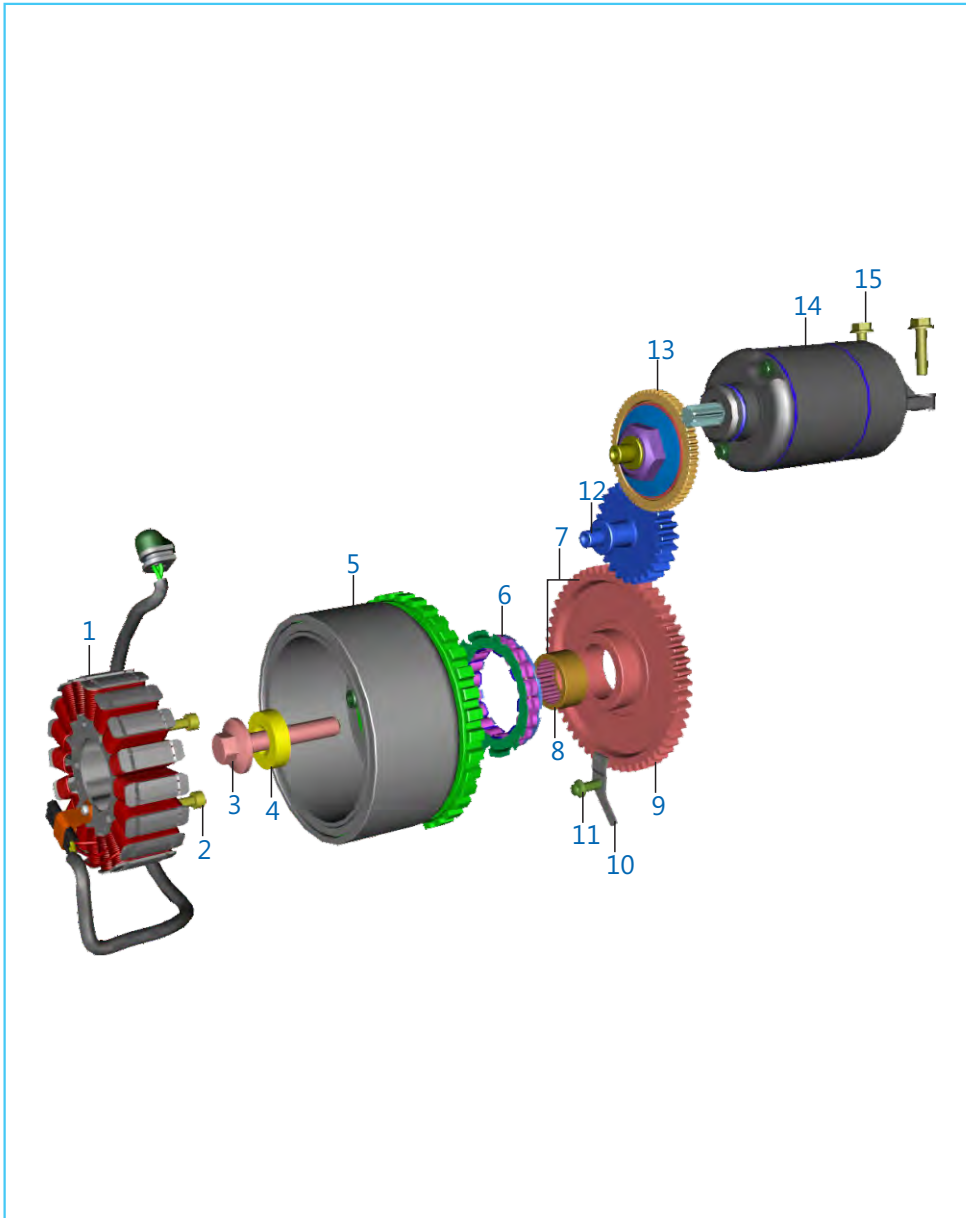
Air Cleaner Complete

No.	Part No.	Description	Qty.		Remarks
			ABS	NON ABS	
1	DT 5810 79	Assly Air Filter	1	1	
2	DT 5810 16	Duct Dirty Side	1	1	
3	KB Ua06 30	Screw Truss	4	4	
4	DT 5810 28	Seal Top Cover	2	2	
5	DT 5810 62	Filter Element	1	1	
6	JY 5814 05	Clamp Intake Pipe	1	1	
7	DT 5810 72	Breather Tube	1	1	
8	JY 5810 16	Clamp	1	1	
9	JY 5810 28	Clamp	3	3	
10	DT 5810 74	Breather Oil Return Tube	1	1	
11	JP 5810 18	Tube Drain	1	1	
12	DG 1210 02	Clamp (Hose CÇase Breather)	1	1	
13	DS 1211 26	Plug	1	1	
14	JG 5810 56	Clamp (Breather Tube)	1	1	

Silencer Assembly

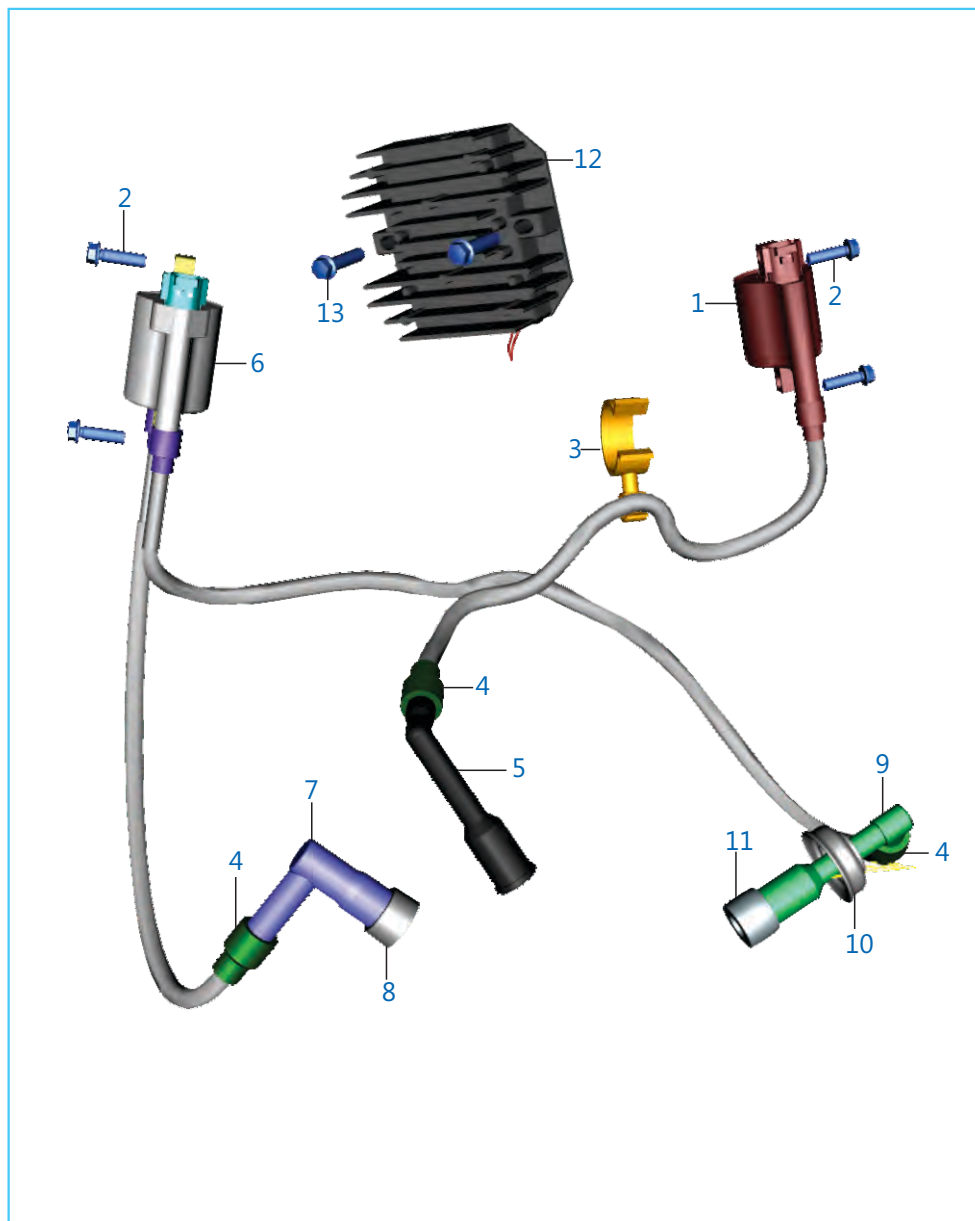


No.	Part No.	Description	Qty.		Remarks
			ABS	NON ABS	
1	JF 5911 20	End Chamber Shell Assly	1	1	
2	JF 5910 33	Shield	1	1	
3	JB 5910 68	Washer Nylon Shield Silencer	2	2	
4	LA C000 99	Bolt Socket	2	2	
5	39 2425 11	Plain Washer	2	2	
6	JF 1510 47	Washer Cup	2	2	
7	DH 1611 55	Damper Silencer	1	1	
8	KA DW10 50	Bolt Flanged	1	1	
9	JF 5911 35	Clamp	2	2	
10	JF 5910 65	Muffler Assly Complete	1	1	
11	JG 5911 00	Damper Silencer Mtg Lower	3	3	
12	DT 5913 05	Sleeve Bottom	3	3	
13	KA DF08 40	Bolt Flange	3	3	
14	39 1970 15	Hex Nut	1	1	
15	JF 1138 28	Clip Nut	2	2	
16	JF 5911 16	Pipe A Assly	1	1	
17	JG 5110 10	O2 Sensor	1	1	
18	JF 5911 34	Gasket	2	2	
19	JG 5910 70	Gasket Exhaust	1	1	



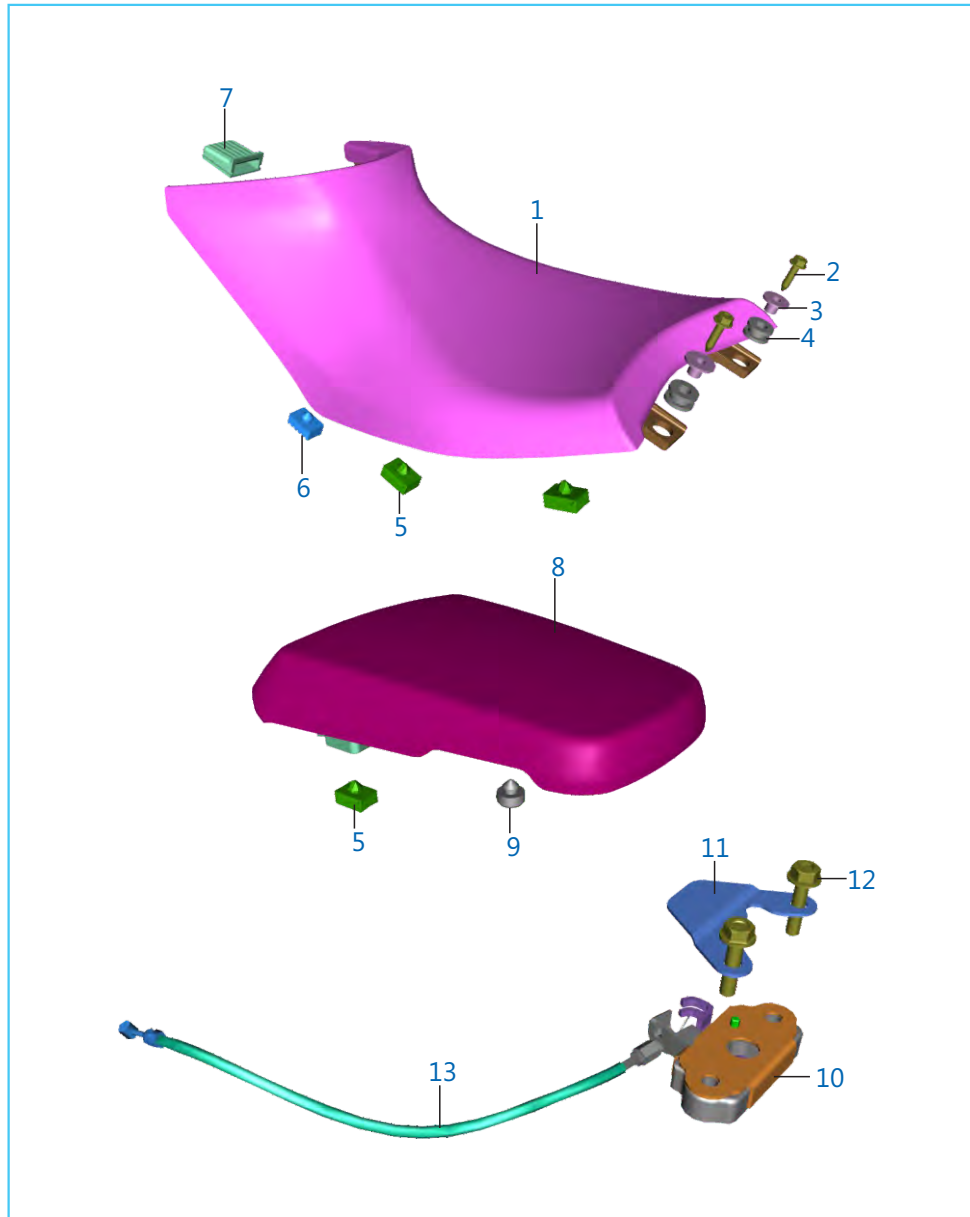
Starter Assembly

No.	Part No.	Description	Qty.		Remarks
			ABS	NON ABS	
1	JF 3510 11	Stator Assly	1	1	
2	DK 1012 84	Hex Socket Head Screw	3	3	
3	LA D001 24	Bolt Flange	1	1	
4	LD B000 41	Washer Plain	1	1	
5	JF 3510 13	Rotor Assly with Clutch Assly	1	1	
6	JY 5514 02	Clutch One Way Assly	1	1	
7	JY 6214 11	Assly Gear Starter Clutch	1	1	
8	BF 6214 02	Needle Bearing	1	1	
9	JY 5512 21	Gear Starter Clutch	1	1	
10	JY 5410 40	Retainer Gear Starter	1	1	
11	LA E000 42	Bolt Flange	1	1	
12	JY 5512 25	Gear Starter Counter 2	1	1	
13	JY 5512 26	Gear Starter Counter 1 Assly	1	1	
14	JF 3516 00	Starter Motor	1	1	
15	KA DQ06 25	Bolt Flange	2	2	
16	JF 4022 34	Magneto Pigtail to RR	1	1	N.I.
17	JF 3510 14	Body Starter Clutch	1	1	N.I.



Magneto, CDI & H.T. Coil

No.	Part No.	Description	Qty.		Remarks
			ABS	NON ABS	
1	JF 3512 08	Kit HT Coil 1 with Cap	1	1	
2	KA ED06 20	Bolt Flange	4	4	
3	DT 1138 55	Clamp HT Coils	1	1	
4	DD 1110 12	Grommet HT Cable	3	3	
5	JF 3512 12	Spark Plug Cap	1	1	
6	JF 3512 10	Kit HT Coil 2 with Cap	1	1	
7	JD 3512 07	Spark Plug Cap	1	1	
8	DD 1110 11	Grommet Spark Plug Cap	1	1	
9	AN 1110 15	Spark plug Cap	1	1	
10	DH 1110 16	Grommet Sp. Plug Cap	1	1	
11	DH 1110 13	Grommet Spark Plug	1	1	
12	JF 4020 04	Regulator	1	1	
13	KA ED06 22	Bolt Flange Small	2	2	

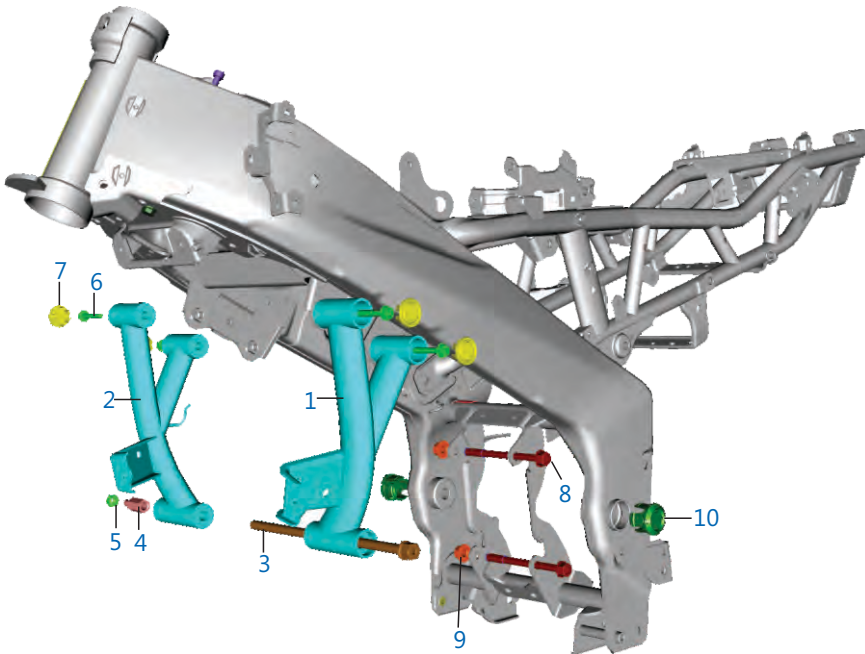


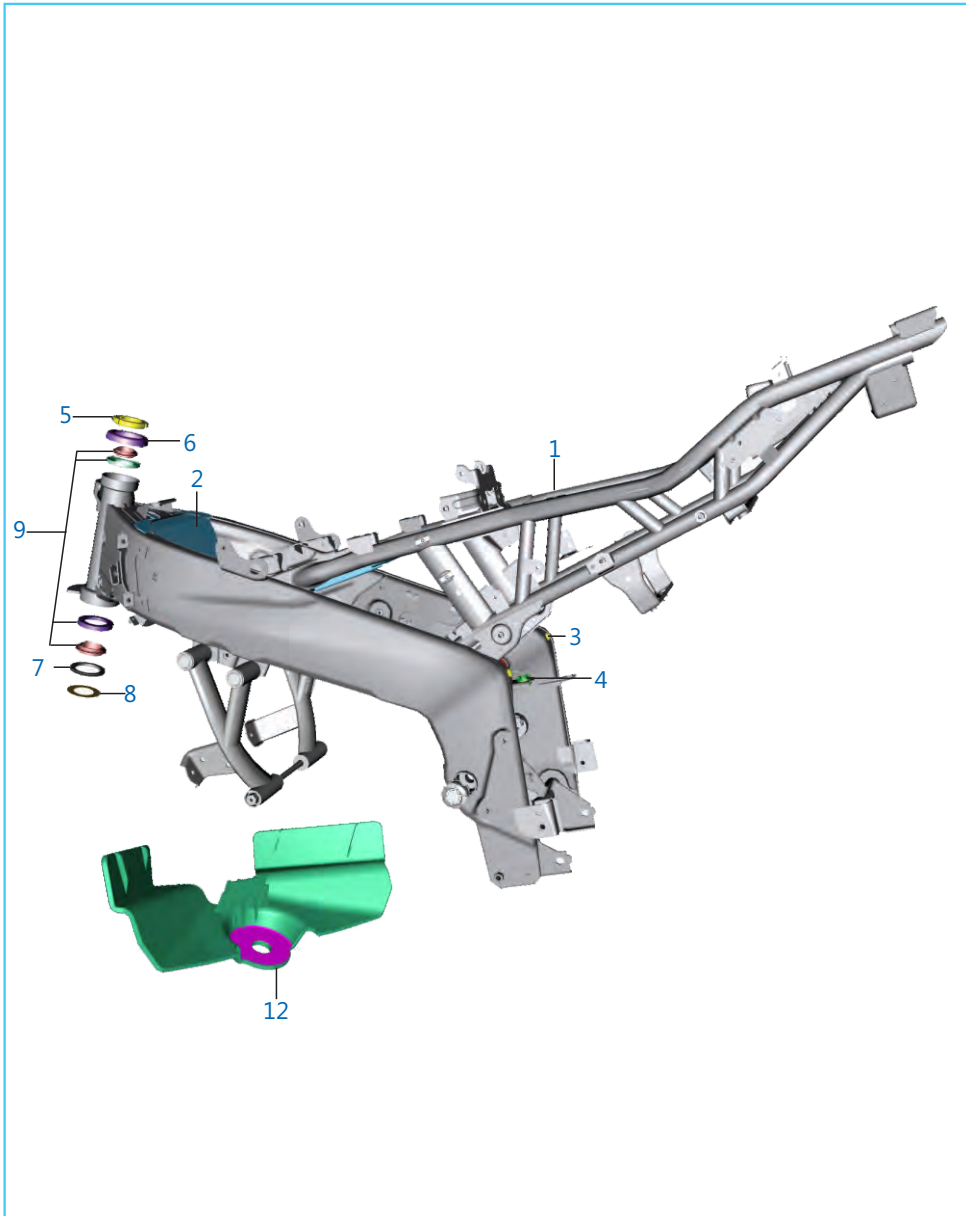
Seat Assembly / Seat Lock

No.	Part No.	Description	Qty.		Remarks
			ABS	NON ABS	
1	JF 1910 09	Seat Assly Front	1	1	
2	DS 1612 87	Flange Bolt M6	2	2	
3	JG 1910 08	Collar Seat	2	2	
4	FD 2110 06	Grommet Seat	2	2	
	JF 1910 16	Grommet Seat	2	2	Ref. Cir. IB: 292
5	JL 1910 17	Seat Damper Front	6	6	
	JF 1910 18	Seat Damper Front	6	6	Ref. Cir. IB: 292
6	JK 1910 05	Damper Seat	2	2	
7	DK 2110 07	Damper Seat Front	1	1	
	JF 1910 17	Damper Seat Front	1	1	Ref. Cir. IB: 292
8	JF 1910 12	Seat Assly Rear	1	1	
9	JD 1910 06	Damper Round	2	2	
10	DT 2326 05	Lock Rear Seat	1	1	
11	JL 2326 04	Cover Seat lock Assly	1	1	
12	KA DF06 25	Bolt Flange	2	2	
13	JG 2326 06	Seat Lock Cable	1	1	
14	JF 1138 17	BKT Seat Lock	1	1	N.I.

Engine Mountings

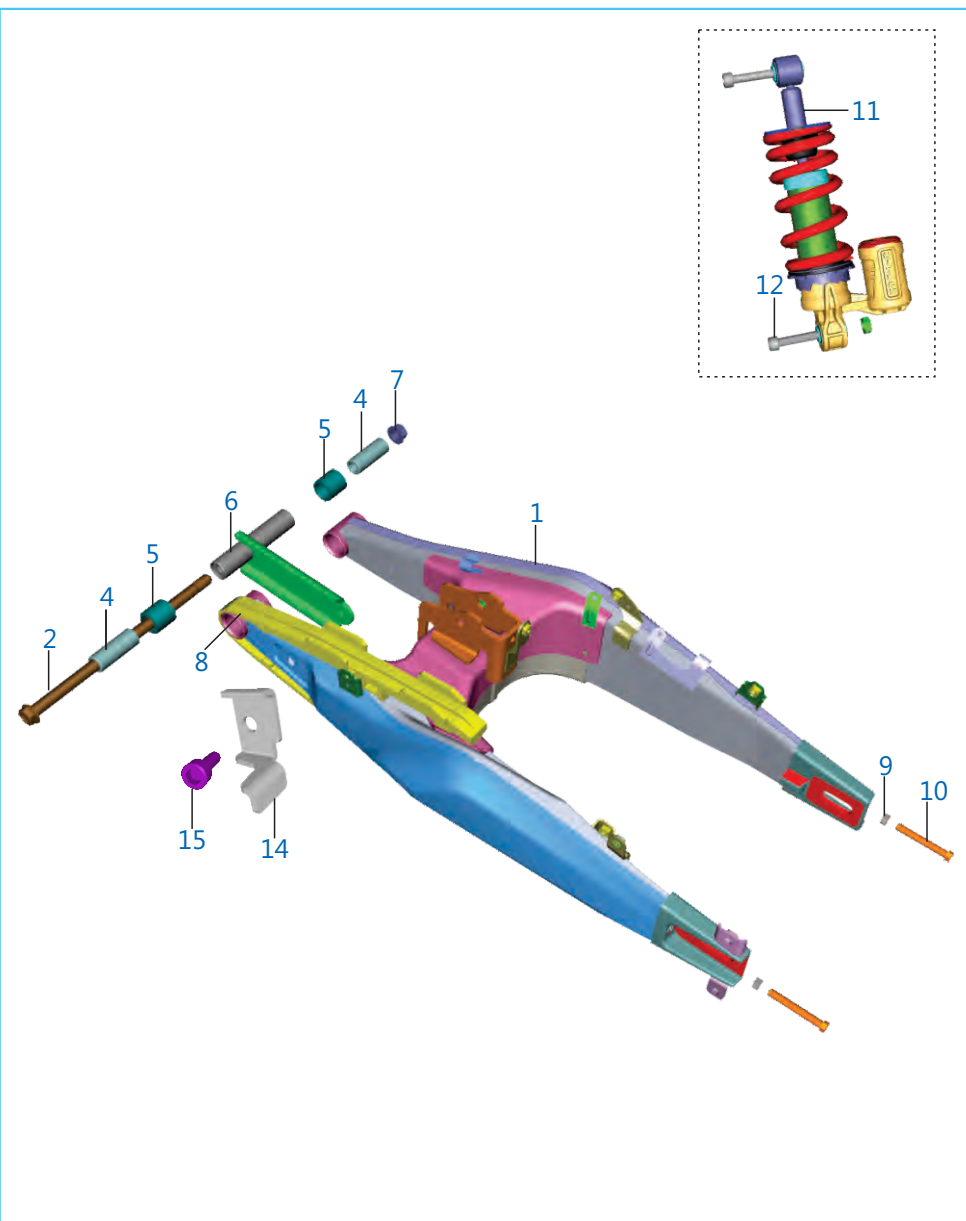
No.	Part No.	Description	Qty.		Remarks
			ABS	NON ABS	
1	JF 1134 14	Engine Hanger LH	1	1	
2	JF 1134 15	Engine Hanger RH	1	1	
3	JF 1111 75	Bolt Eng Mtg	1	1	
4	JU 2312 05	Nut Leg Guard Mtg	1	1	
5	LC H000 02	Nut Nyloc	1	1	
6	KA DD06 35	Bolt Flanged	4	4	
7	JL 1111 03	Cap Tube End	4	4	
8	KA DW10 B0	Bolt Flange-m10x1.25x110xbright	2	2	
9	39 2723 15	Hex Nut	2	2	
10	DT 1138 48	Cap Swing Arm Pivot	2	2	





Frame and Frame Fittings

No.	Part No.	Description	Qty.		Remarks
			ABS	NON ABS	
1	DT 1111 34	Frame Assly	1	1	
2	DT 1138 27	Cover Sheath Heat	1	1	
3	JF 1111 79	Grommet Frame	2	2	
4	JL 1138 09	Grommet air Filter Resting	1	1	
5	DK 1810 75	Nut Steering	1	1	
6	PD 1510 06	Cup Steering	1	1	
7	DG 1810 04	Seal oil	1	1	
8	DG 1810 03	Washer	1	1	
9	36 DV00 07	Kit Steering Cone	1	1	
10	DK 1810 50	Cage Bearing Steering Top	1	1	N.I.
11	DK 1810 51	Cage Bearing Steering Bottom	1	1	N.I.
12	JF 1813 20	Cover Frame Front	1	1	



Swing Arm / Rear Shock Absorber

No.	Part No.	Description	Qty.		Remarks
			ABS	NON ABS	
1	DT 1220 17	Swing Arm Assly	1	1	N.I.
2	JL 1220 26	Shaft swing Arm	1	1	
3	DG 1710 19	Seal Oil	4	4	
4	DG 1710 16	Sleeve	2	2	
5	DG 1710 18	Bearing Needle	2	2	
6	JF 1220 48	Spacer Swing Arm Central	1	1	
7	39 1053 15	Nut	1	1	
8	JF 1220 16	Chain Slider	1	1	
9	KC AM08 06	Nut Hex Thick	2	2	
10	JF 1220 15	Stud Chain Adjuster	2	2	
11	JF 1220 13	Shock Absorber Mono	1	1	N.I. Ref Cir.IB-343 Ref Cir.IB-343
12	LA C001 05	Bolt Socket	2	2	
13	DT 1138 48	Cap Swing Arm Pivot	1	1	
14	JF 9904 10	Bracket Slider Chain	1	1	
15	LA C001 15	Bolt	1	1	

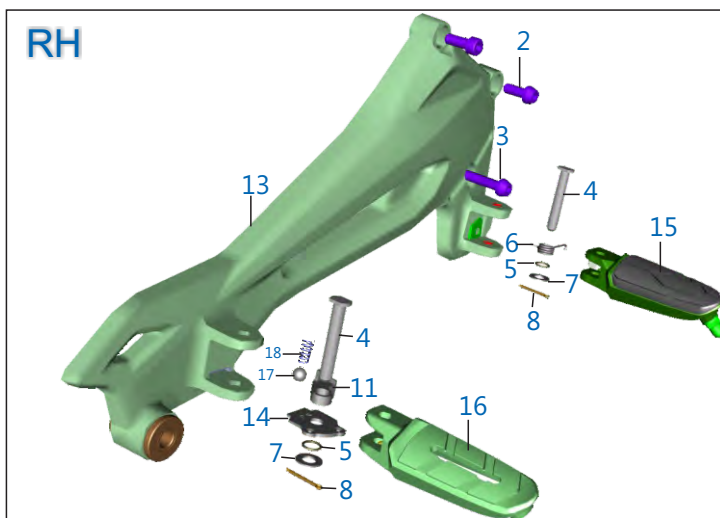
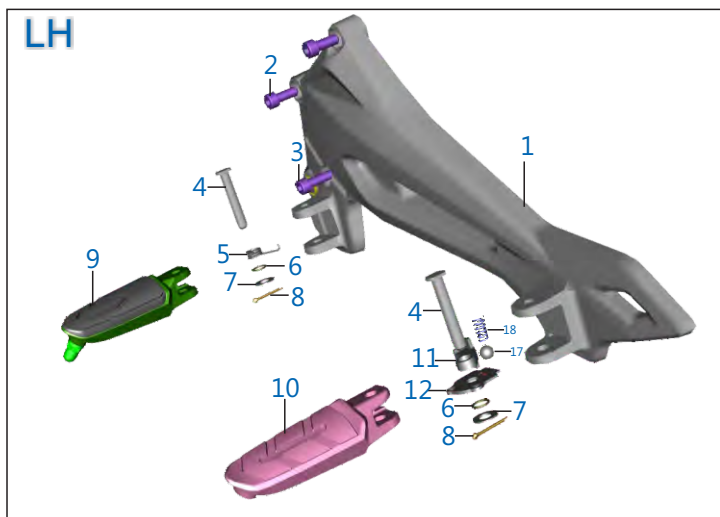
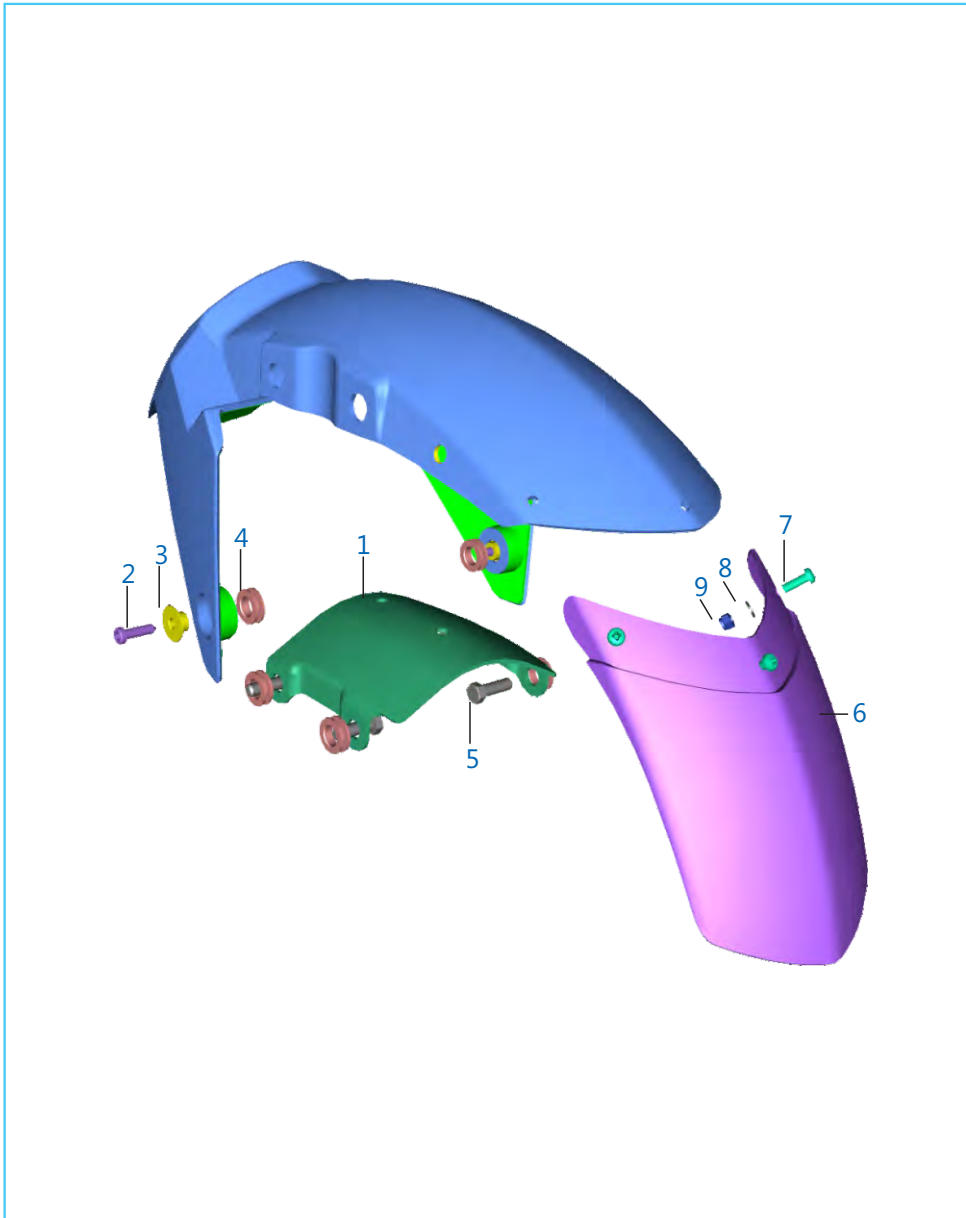


Plate No.: 27

Pillion Foot Rest / Holder

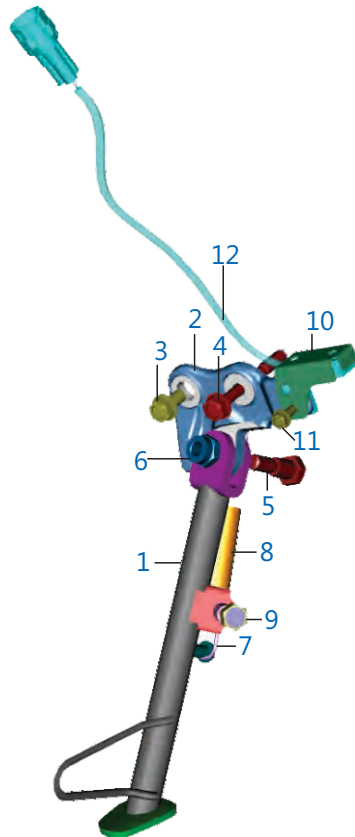
No.	Part No.	Description	Qty.		Remarks
			ABS	NON ABS	
1	JF 1130 03	Holder Step LH	1	1	Grey Matte Slate
	56 JF3X 1Y	Holder Step LH	1	1	
2	KA CA08 20	Bolt Socket	4	4	
3	LA C000 79	Bolt Socket	2	2	
4	LH E000 03	Pin Clevis with Hole	4	4	Slate Grey
5	JF 1130 12	Spring Torsion	2	2	
6	30 1410 31	Ring O	4	4	
7	KD AA08 16	Washer	4	4	
8	KH AA25 20	Pin Cotter	4	4	Slate Grey
9	JL 1130 00	Step Assly Main LH	1	1	
	52 DT05 03	Step Assly Main LH	1	1	
10	JL 1130 14	Step pillion Assly Comp LH	1	1	Slate Grey
	56 JF18 1Y	Step pillion LH	1	1	
11	JL 1130 36	Rubber Pillion Step	2	2	Grey Matte Slate
12	DT 1130 14	Lock Plate LH	1	1	
13	JF 1130 15	Step Holder RH	1	1	
	56 JF3Y 1Y	Step Holder RH	1	1	
14	DT 1130 15	Lock Plate RH	1	1	Slate Grey
15	JL 1130 07	Step Assly Main RH	1	1	
	52 DT05 01	Step Assly Main RH	1	1	
16	JL 1130 16	Step pillion Assly Comp RH	1	1	Slate Grey
	56 JF19 1Y	Step pillion RH	1	1	
17	30 1012 36	Ball - Steel	2	2	
18	GF 1611 43	Spring :- Pillion Footrest	2	2	



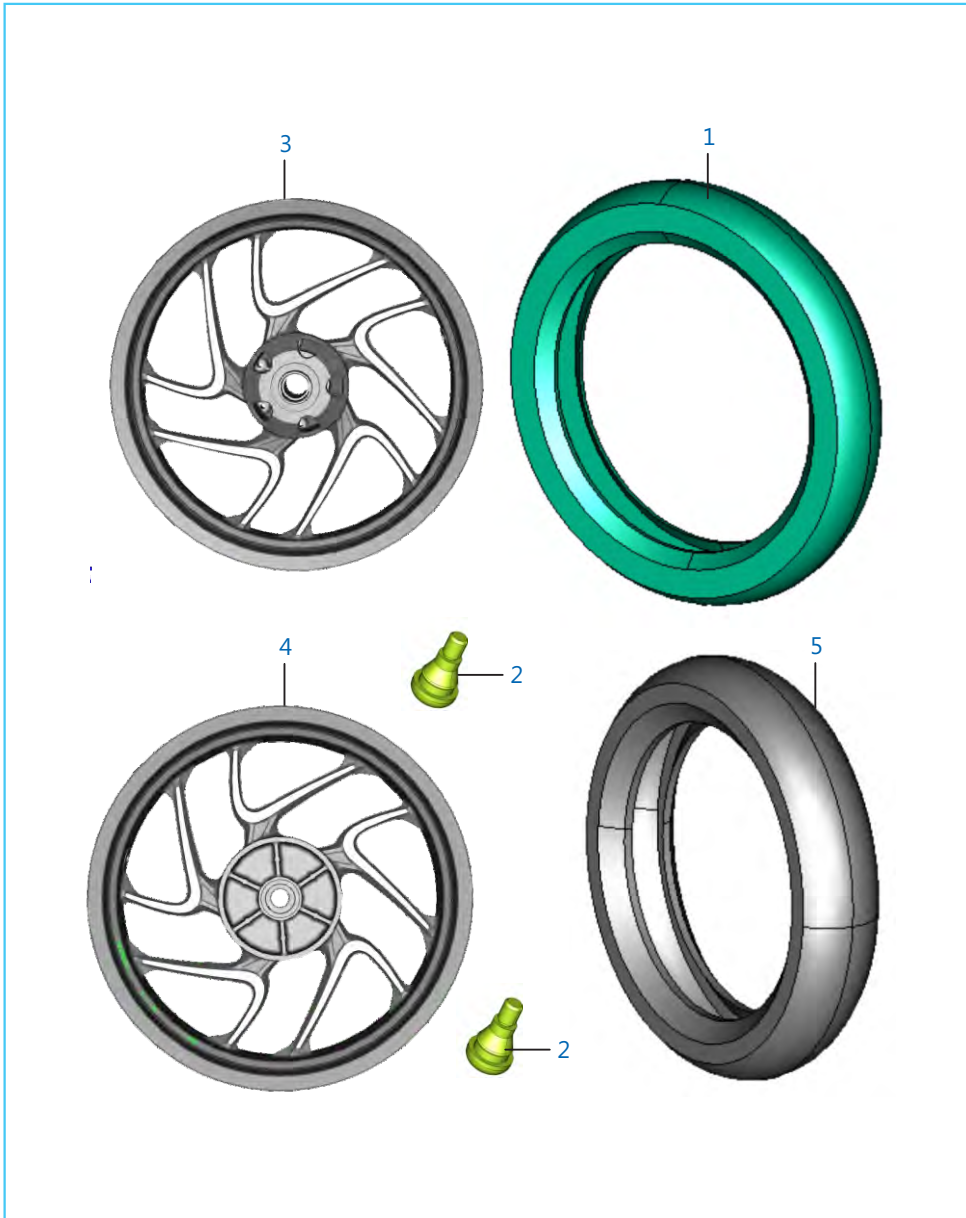
Mudguard - Front & Rear

No.	Part No.	Description	Qty.		Remarks
			ABS	NON ABS	
1	JF 1814 29	Fender Brace	1	1	
2	LA C001 08	Bolt Socket	2	2	
3	JF 1814 33	Sleeve Fender Mtg	2	2	
4	DJ 1610 91	Grommet Front Fender	6	6	
5	KA AC08 25	Bolt	4	4	
6	JF 1814 34	Flap Mud Fender Front	1	1	
7	KB BP05 14	Screw Pan Cross	3	3	
8	KD AE05 10	Washer Plain Small	3	3	
9	39 0326 15	Nut Nyloc	3	3	
10	DT 1814 33	Plug Front Fender	1	1	N.I.
11	JF 1814 32	Sleeve Brace Fender	4	4	N.I.
12	DS 1611 25	Guide Cable	-	1	N.I.
13	DJ 1610 69	Nail Cable Guide	-	1	N.I.

Stand Assembly

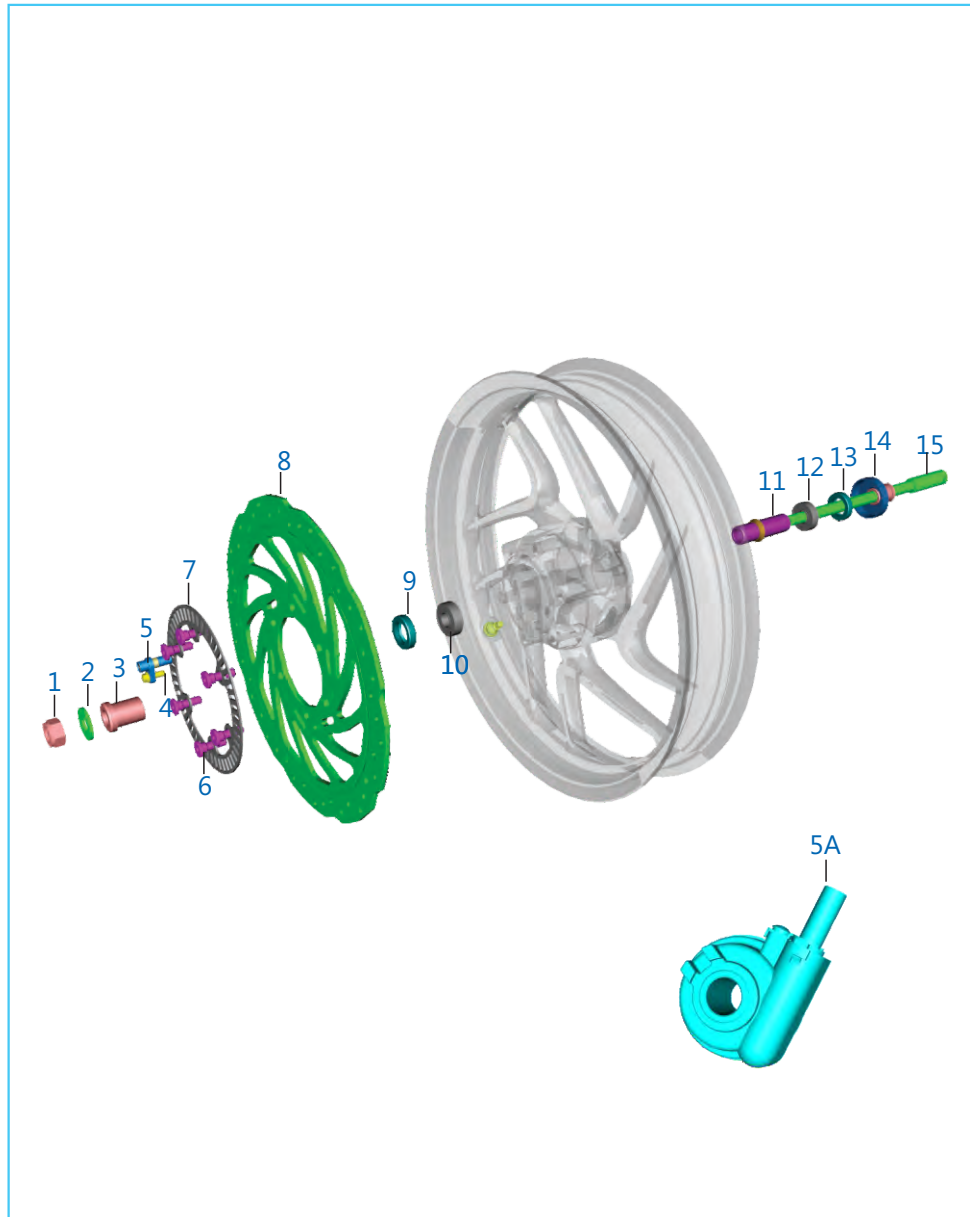


No.	Part No.	Description	Qty.		Remarks
			ABS	NON ABS	
1	JF 1132 04	Assly Side Stand	1	1	
2	DT 1132 05	Bracket Side Stand	1	1	
3	LA D001 84	Bolt Flanged	1	1	
4	KA DY08 70	Bolt Flanged	1	1	
5	DF 1611 02	Bolt	1	1	
6	39 0422 15	Nut Nyloc	1	1	
7	JL 1132 09	Spring Side Stand	1	1	
8	DH 1611 46	Cover Spring Side Stand	1	1	
9	JZ 4036 01	Magnet Holder	1	1	
10	JL 1138 18	Cover Side Stand Switch	1	1	
11	KA DB05 16	Bolt Flanged	1	1	
12	JF 4014 05	Side Stand Switch	1	1	



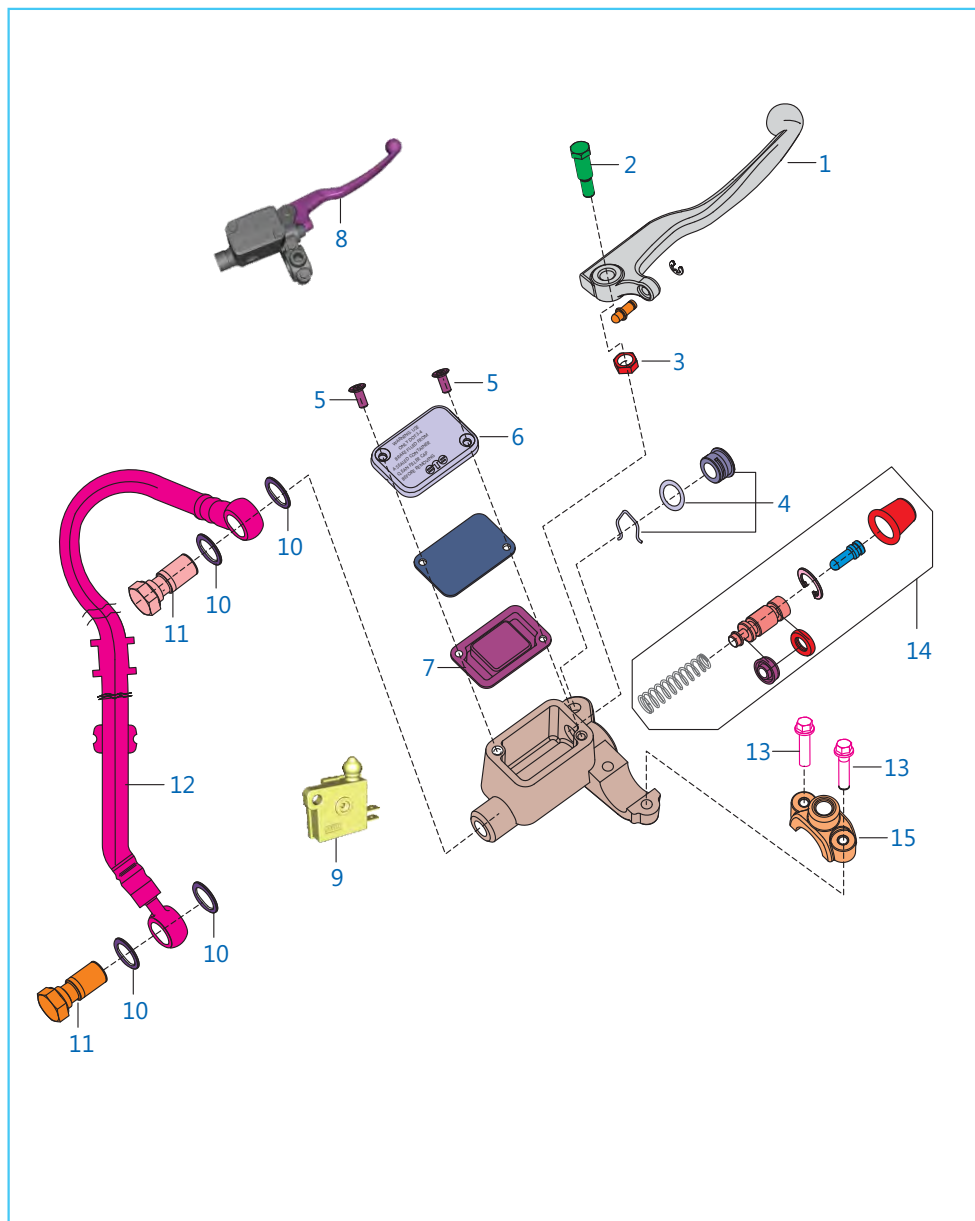
Tube / Tyre / Rim

No.	Part No.	Description	Qty.		Remarks
			ABS	NON ABS	
1	JG 1310 38	Tyre Front MRF VER 7	1	1	
2	DK 1510 26	Valve Tubeless Tyre	2	2	
3	JF 1310 12	Wheel Front 3.00 X 17 - K10	1	1	
4	JF 1312 17	Wheel Rim 4.00 X 17	1	1	
5	JG 1312 45	Tyre Real MRF VER 7	1	1	



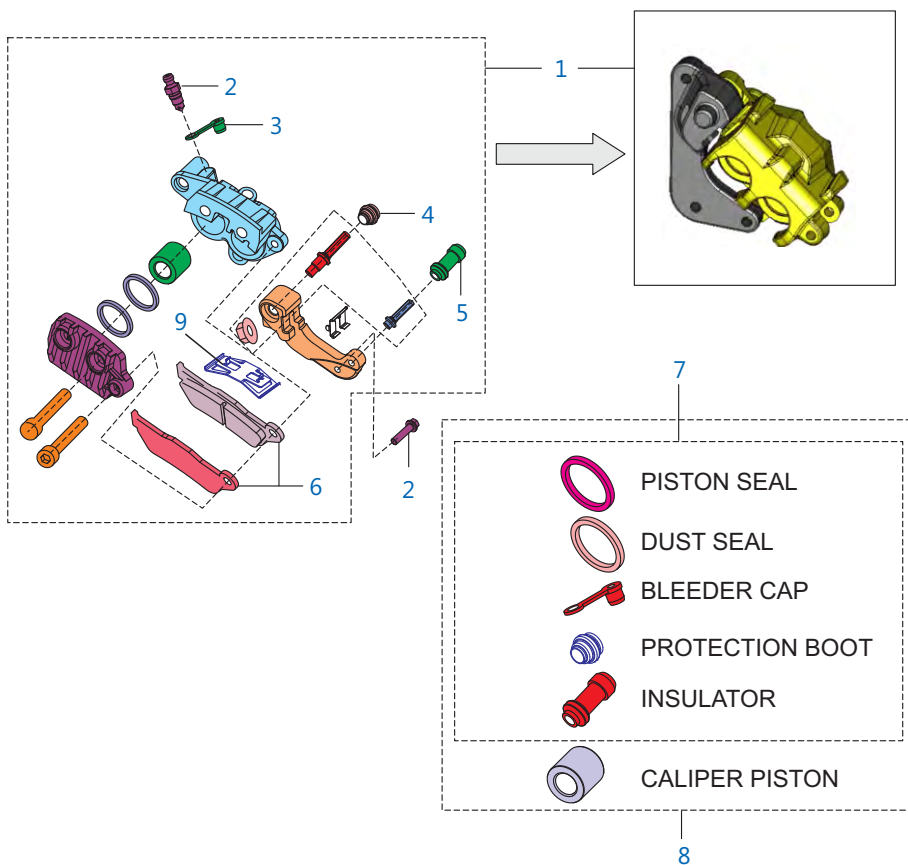
Front Hub

No.	Part No.	Description	Qty.		Remarks
			ABS	NON ABS	
1	LC J000 05	Nut U	1	1	
2	LD B000 57	Washer Plain	1	1	
3	JL 1310 00	Collar	1	1	
4	KA EW06 16	Bolt Flange	1	1	
5	DT 4024 04	Wheel speed Sensor	1	--	
5A	JF 4024 13	Vehicle speed Sensor	—	1	
6	JD 1318 11	Special Bolt	6	6	
7	DT 1318 67	Sensor Disc Front	1	—	
8	JF 1318 17	Disc Front	1	—	
	JF 1318 46	Disc Front	—	1	
9	DG 1510 05	Seal Oil	2	2	
10	KP BC62 02	Bearing Ball	2	2	
11	JG 1310 01	Spacer Assly FR Wheel	1	1	
12	DT 1310 17	Collar Assly Front wheel	1	1	
13	JF 1310 24	Axle Front	1	1	
14	DT 1310 17	Collar Assly	1	—	
15	JF 1310 24	Axle Front	1	1	



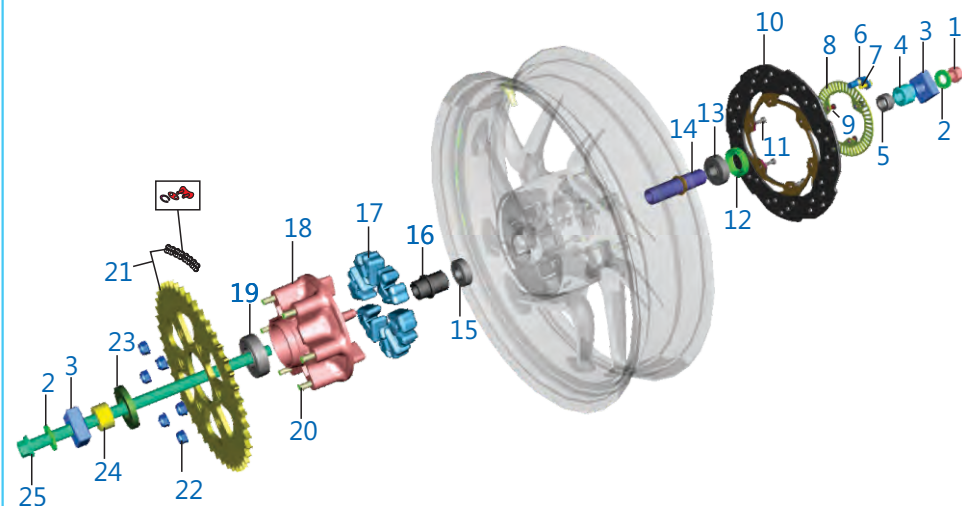
Front Master Cylinder

No.	Part No.	Description	Qty.		Remarks
			ABS	NON ABS	
1	JG 1610 10	Lever Front Brake	1	1	
2	DJ 1910 29	Bolt Front Bracket I	1	1	
3	DJ 1910 30	Nut	1	1	
4	36 DH19 02	Oil Window Kit	1	1	
5	DJ 1910 31	Screw	2	2	
6	DE 1910 29	Cover - Reservoir	1	1	
7	DE 1910 28	Diaphragm	1	1	
8	JF 1318 16	Master Cylinder with lever	1	1	
9	DJ 2011 09	Front Brake Switch	1	1	
10	DE 1910 10	Washer - Copper	4	4	
11	DK 1510 69	Bolt - Banjo	2	2	
12	36 JF00 64	Kit Hose Abs To Fr M Cyl	1	—	
	36 JF00 80	Kit Hose Assembly	—	1	
13	LA D000 37	Bolt Flanged M8X1X50	2	2	
14	36 DT00 34	Major Kit Master Cyl	1	1	
15	DE 1910 33	Clamp - Holder : RH	1	1	
16	36 PD00 38	Minor Kit Master Cyl	1	1	N.I.
17	36 JF00 82	Kit Push Rod	1	1	N.I.



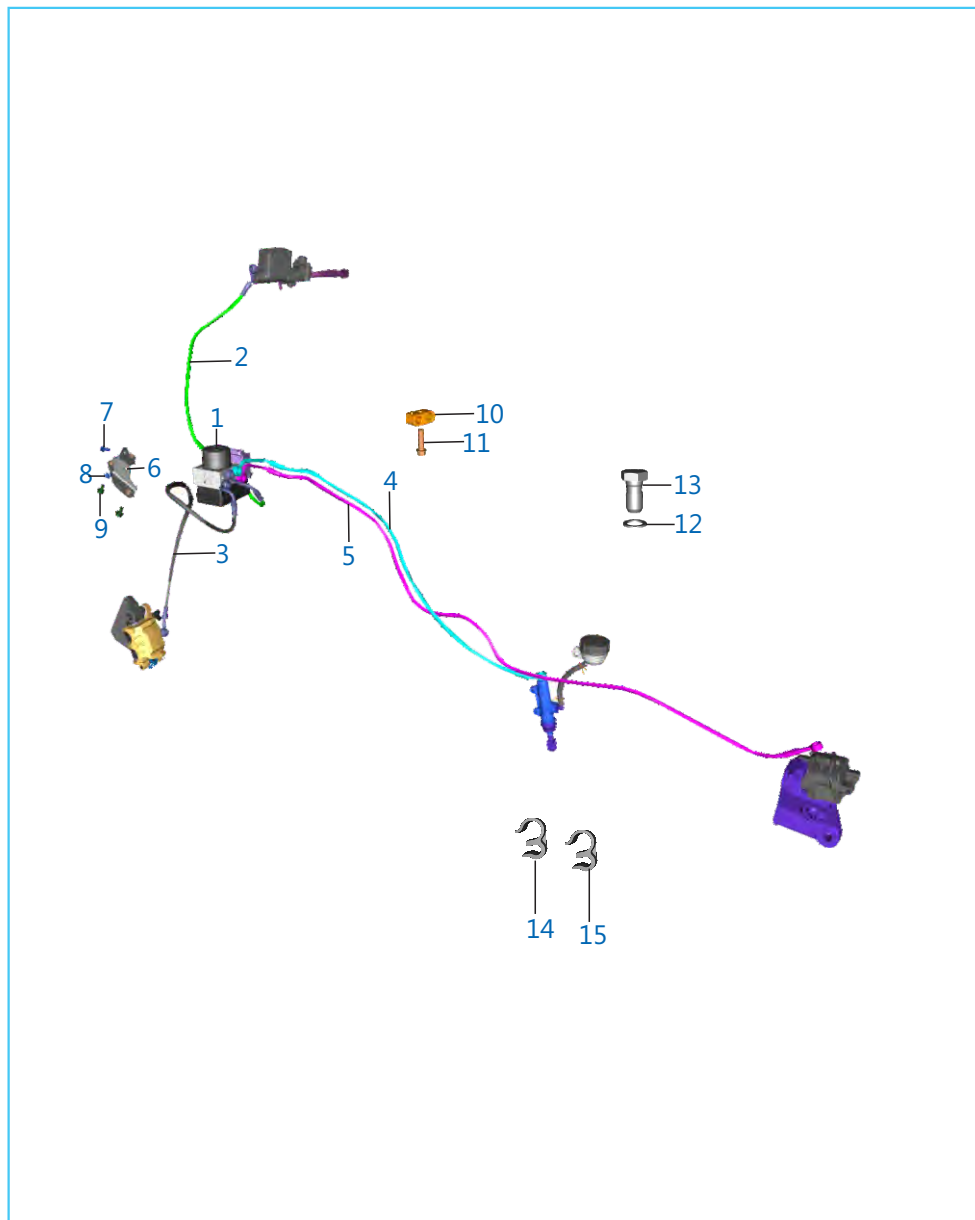
Front Disc Brake

No.	Part No.	Description	Qty.		Remarks
			ABS	NON ABS	
1	JF 1318 57	Caliper Assy Brake Front	1	—	
	JF 1318 50	Caliper Assy Brake Front	—	1	
2	JL 1318 06	Screw Bleeder	1	1	
3	DE 1510 47	Bleeder Cap	1	1	
4	JL 1318 07	Boot	1	1	
5	DE 1910 33	Spring	1	1	
6	JL 1318 32	Pad	1	—	
	JL 1318 05	Pad	—	1	
7	DJ 1510 74	Minor Kit	1	1	
8	DJ 1510 75	Major Kit	1	1	
9	JL 1318 25	Spring Pad	1	1	
10	36 JF00 88	Bracket Sub Assembly Kit	1	—	N.I.
	36 JF00 83	Bracket Sub Assembly Kit	—	1	N.I.
11	36 JF00 84	Kit Primary Pin	—	1	



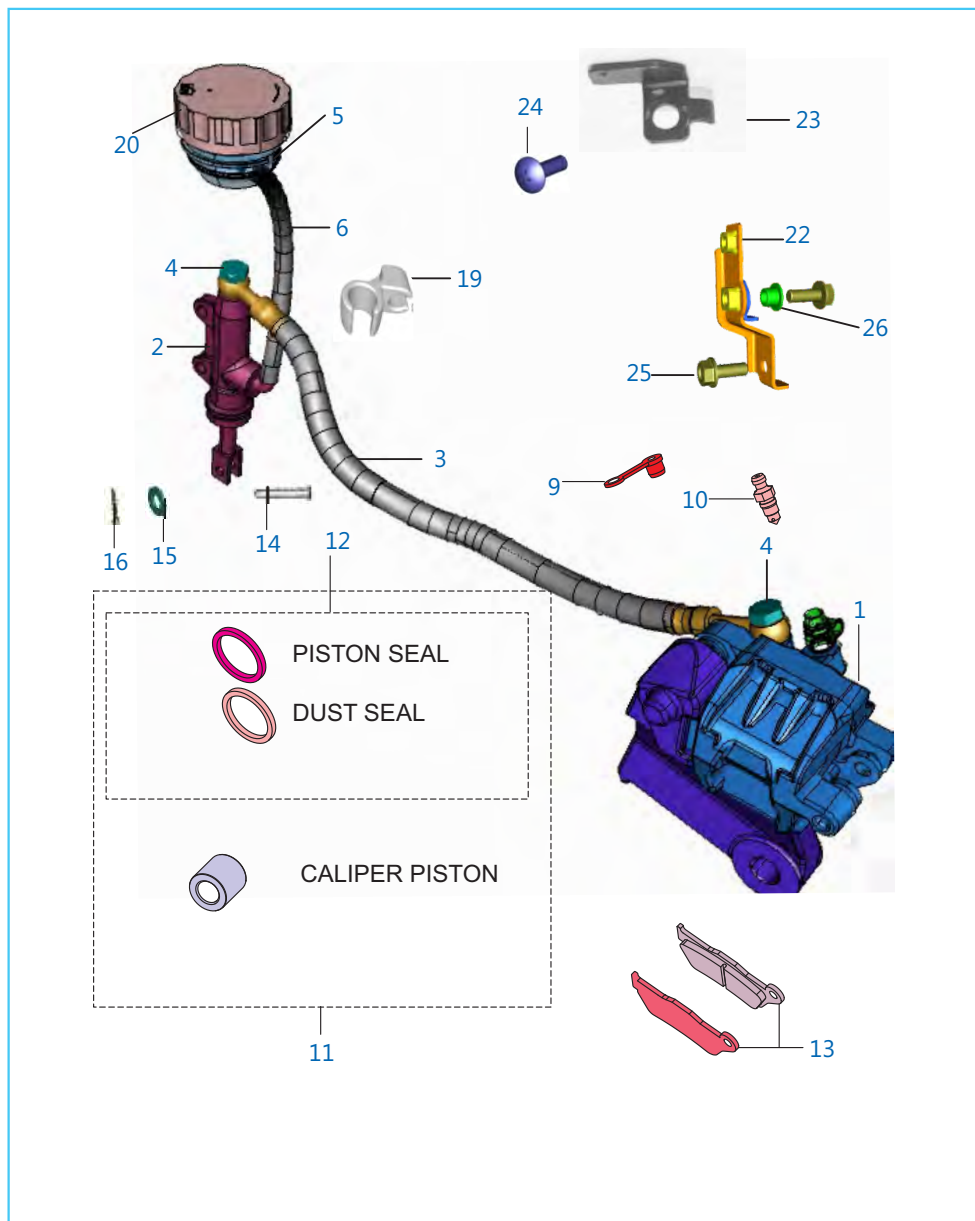
Rear Hub

No.	Part No.	Description	Qty.		Remarks
			ABS	NON ABS	
1	LC J000 05	Nut U	1	1	
2	LD B000 57	Washer Plain	2	2	
3	JF 1220 14	Chain Adjuster	2	2	
4	DK 1510 81	Spacer I	1	1	
5	DK 1510 82	Spacer II	1	1	
6	DT 4024 04	Wheel Speed Sensor (ABS)	1	—	
7	KA EW06 16	Bolt Flanged Small	1	—	
8	JU 1318 02	Sensor Disc Rear	1	—	
9	JG 1312 20	Screw for ABS	3	3	
10	JF 1318 61	Disc Rear	1	1	
11	39 2038 04	Hex Socket Head Bolt	6	6	
12	30 1510 82	Seal Oil	1	1	
13	KP BC63 02	Bearing Ball	1	1	
14	JL 1312 16	Collar Bearing Assly	1	1	
15	KP BC62 02	Bearing Ball	1	1	
16	DT 1312 10	Sleeve	1	1	
17	JU 1312 22	Damper 6 Rubber	6	6	
18	JG 1312 35	Coupling Assly	1	1	
19	KP AC62 05	Bearing Ball Ordinary clearance	1	1	
20	JG 1312 28	D Bolt	6	6	
21	36 JF00 56	Kit Chain Sprocket	1	1	
22	LC L000 04	Nut U Flange	6	6	
23	DT 1312 14	Seal Oil	1	1	
24	JL 1312 11	Spacer for Coupling	1	1	
25	JF 1312 30	Axel Rear	1	1	



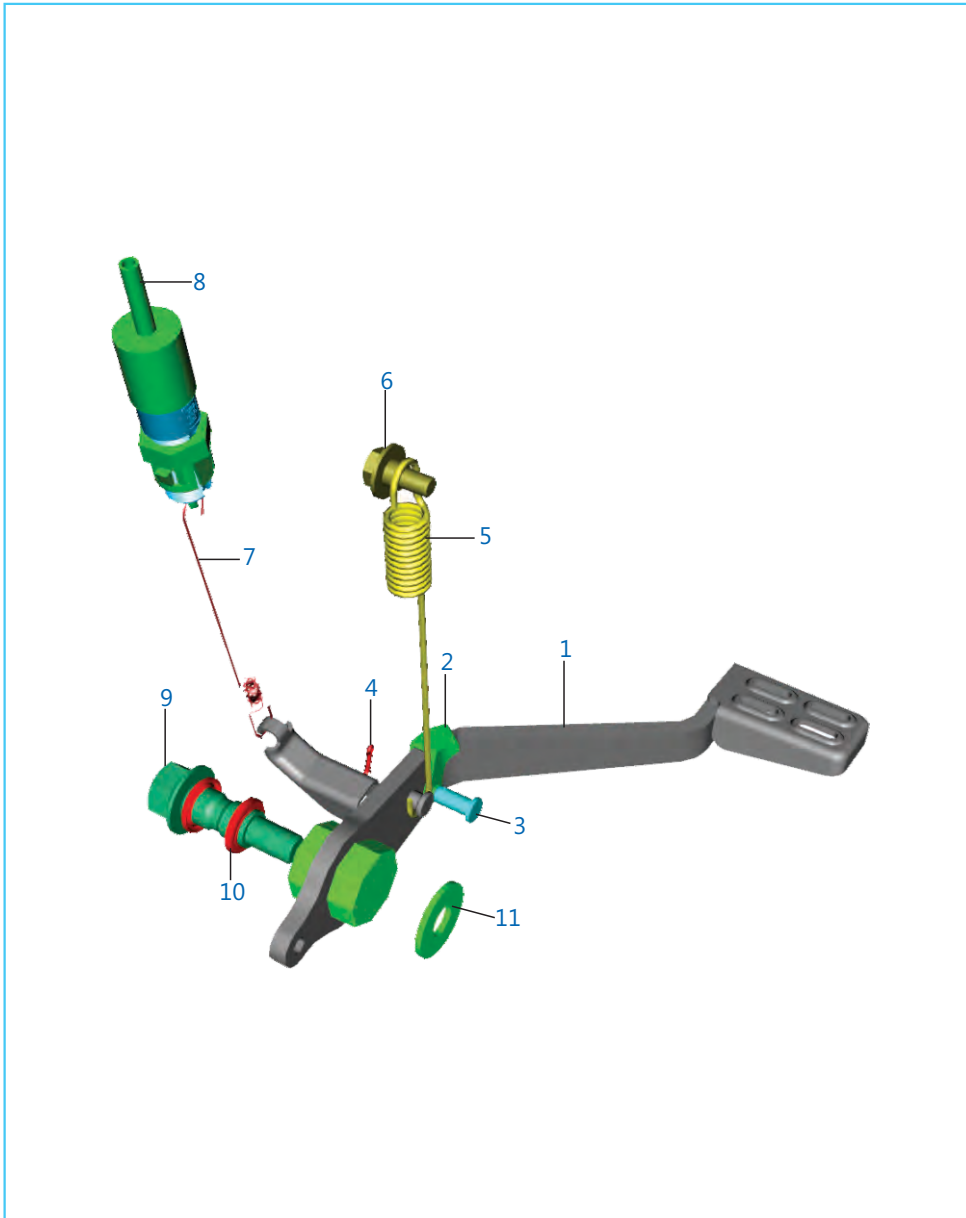
Anti Brake Lock System

No.	Part No.	Description	Qty.		Remarks
			ABS	NON ABS	
1	JF 1318 40	ABS Unit -Wet K10 2ch	1	—	
2	36 JF00 64	Hose ABS To FR Master Cyl.	1	—	
3	36 JF00 65	Hose ABS To FR Caliper	1	—	
4	36 JF00 66	Hose ABS To RR Master Cyl.	1	—	
5	36 JF00 78	Hose ABS To RR Caliper	1	—	
6	DT 1138 50	Bracket Front ABS Mounting	1	—	
7	KA ED06 12	Bolt Flanged Small	1	—	
8	KA ED06 08	Bolt Flanged Small	1	—	
9	LA E000 21	Bolt Flanged - M6 x 12	3	—	
10	DT 1318 75	Clamp For ABS Hose	1	—	
11	KAE W06 25	Bolt Flange Small - M6x1xL25	1	—	
12	DE 1910 10	Copper Washer	8	—	
13	DK 1510 69	Benjo Bolt	4	—	
14	DT 1318 78	Clamp W	1	—	
15	JF 1318 54	Clamp W	1	—	



Rear Disc Brake System

No.	Part No.	Description	Qty.		Remarks
			ABS	NON ABS	
1	DT 1318 26	Assembly Caliper	1	—	
	JL 1318 34	Assembly Caliper	—	1	
2	JF 1318 14	Assembly Master Cyl. Rear	1	1	
3	36 JF00 79	Hose Disc Brake Rear	1	1	
4	DK 1510 69	Banjo Bolt	2	2	
5	JG 1318 21	Reservoir Rear Brake	1	1	
6	JL 1312 20	Hose - Reservoir	1	1	
7	DK 1510 63	Clip Reservoir	1	1	Cap Reservoir (N.I.)
8	DE 1910 10	Copper Washer	4	4	Banjo Bolt (N.I.)
9	DE 1510 47	Cap Bleeder Screw	1	1	
10	DE 1510 46	Bleeder Screw	1	1	
11	DK 1510 88	Caliper Piston Kit	1	1	
12	DK 1510 89	Caliper Piston Seal Kit	1	1	
13	DK 1510 85	Set Disc Pad	1	1	
14	30 1910 38	Pin	1	1	
15	39 0198 11	Washer Plain	1	1	
16	39 0808 08	Split Pin	1	1	
17	DK 1510 73	Master Cyl. Major kit	1	1	N.I.
18	DK 1510 74	Master Cyl. Minor kit	1	1	N.I.
19	JL 1318 77	Clamp	1	1	
20	DK 1510 45	Cap Reservoir Rear Brake	1	1	
21	36 JG00 83	Reservoir with Cap Rear Brake	1	1	N.I.
22	JF 1130 14	Bracket Reservoir mounting	1	1	
23	JL 1318 78	Bracket Reservoir Cap	1	1	
24	39 1698 01	Screw	1	1	
25	LA D000 77	Bolt Flanged	2	2	
26	JG 1812 39	Collar Bushing	1	1	



Rear Brake Pedal

No.	Part No.	Description	Qty.		Remarks
			ABS	NON ABS	
1	JF 1610 06	Brake Pedal	1	1	
2	JF 1610 07	Damper Brake Pedal	1	1	
3	JZ 1318 75	Pin Brake Rod	1	1	
4	KH AA20 15	Pin Snap	1	1	
5	JF 1610 04	Brake Return Spring	1	1	
6	DP 1610 94	Bolt Stepped	1	1	
7	JM 1910 14	Spring Brake Switch Rear	1	1	
8	JL 4014 06	Brake Switch Rear	1	1	
9	JC 1910 09	Bolt Brake Pedal	1	1	
10	39 1998 19	Seal Oil	2	2	
11	LD B000 56	Washer Pivot Bolt	1	1	

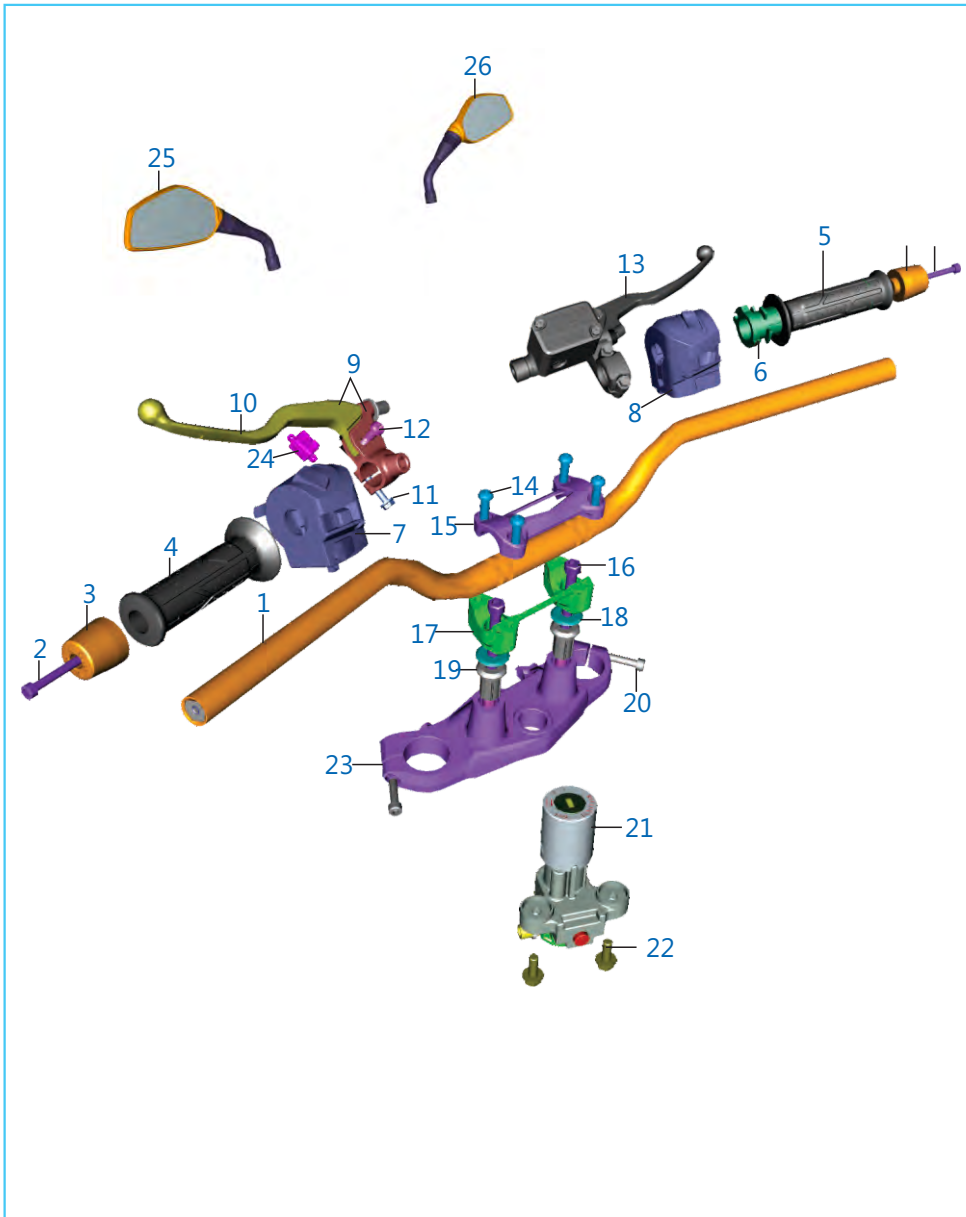


Plate No.: 38

Handle Bar Assly

No.	Part No.	Description	Qty.		Remarks
			ABS	NON ABS	
1	JF 1510 41	Handle Bar	1	1	
2	KA CM06 50	Bolt Socket	2	2	
3	JL 1510 35	Handle Bar Weight	2	2	
4	DH 1910 67	Handle Grip LH	1	1	
5	DH 1910 68	Hand Grip Assly RH	1	1	
6	JG 1510 22	Throttle Pipe	1	1	
7	JF 4014 10	Switch Control LH	1	1	
8	JF 4014 11	Switch Control RH	1	1	
9	JF 1610 08	Assly Lever and Support Holder	1	1	
10	JG 1610 08	Clutch Lever	1	1	
11	39 1553 04	Bolt Flange	1	1	
12	JZ 1610 28	Lever Pivot Bolt	1	1	
13	JG 1610 10	Brake Lever Front	1	1	
14	LA C001 03	Bolt Socket	4	4	
15	JF 1510 42	Handle Holder Upper	1	1	
16	LA C000 91	Bolt Socket M10	2	2	
17	JF 1510 45	Handle Holder Bottom	1	1	
18	JF 1510 47	Washer Cup	2	2	
19	JF 1510 44	Damper Handle Holder Mtg	2	2	
20	JY 1210 11	Bolt Socket	2	2	
21	JF 2326 11	Lock Set 3 in 1 with Fuel Tank Cap	1	1	EVAP Non EVAP
	JF 2326 15	Set Lock	1	1	
22	LA D000 77	Bolt Flange	2	2	
23	JF 1210 30	Upper Bracket	1	1	
24	JY 4014 04	Switch Clutch	1	1	
25	JL 2316 00	Mirror Assly LH	1	1	
26	JL 2316 01	Mirror Assly RH	1	1	

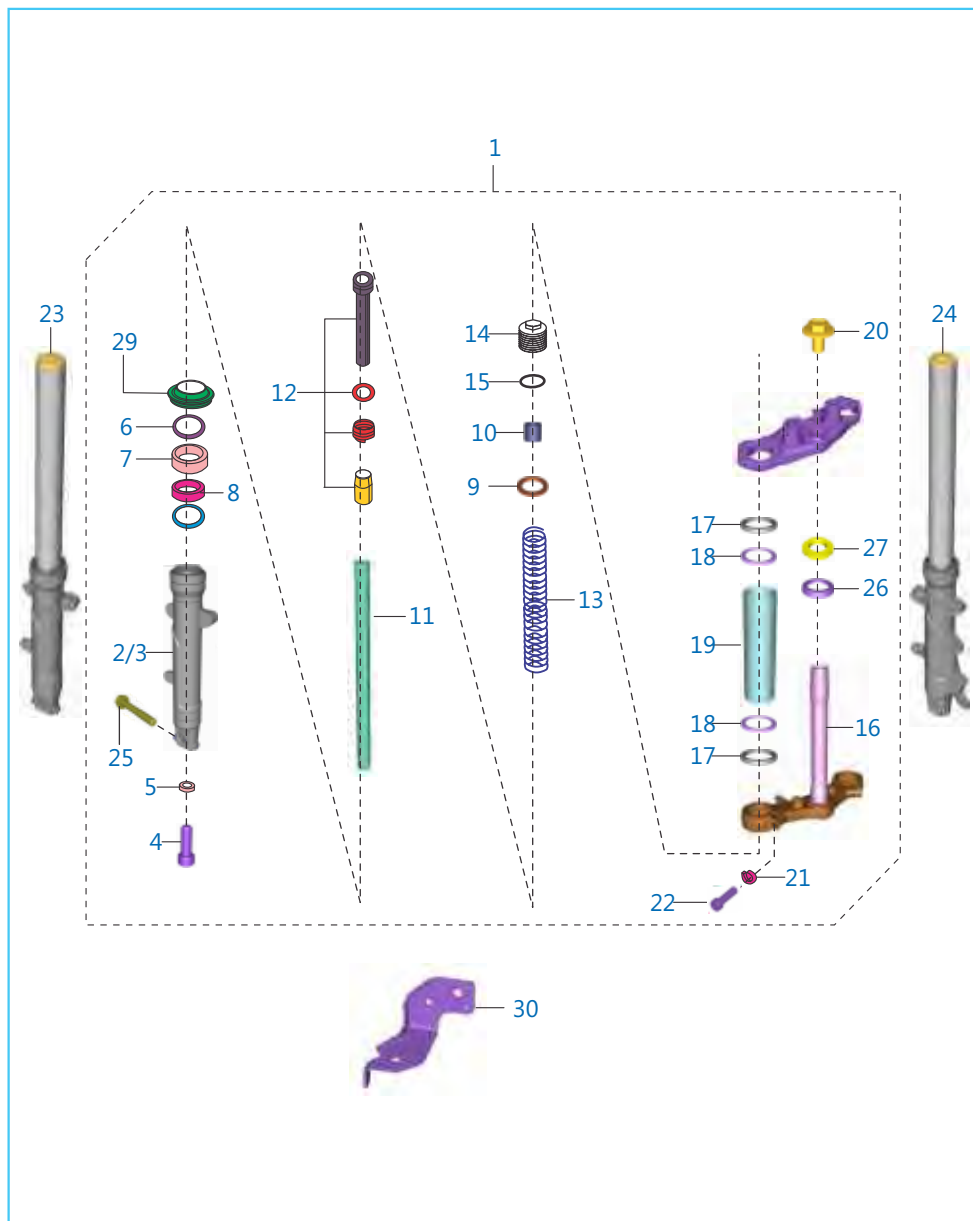
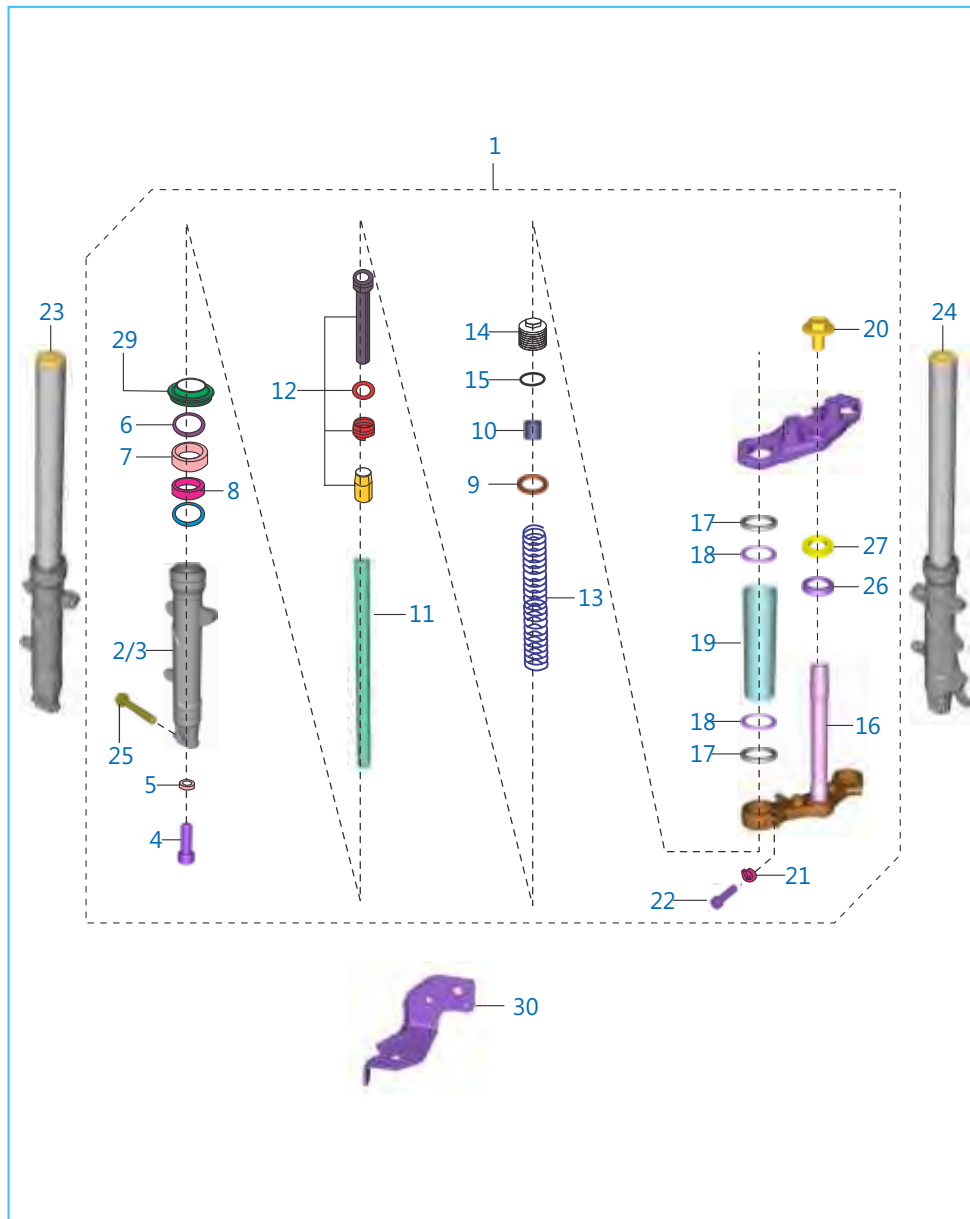


Plate No.: 39

Front Fork

No.	Part No.	Description	Qty.		Remarks
			ABS	NON ABS	
1	JF 1210 29	Front Fork Assembly	1	1	
	JF 1210 50	Front Fork	1	–	Ref. Cir. IB: 312
2	DT 1210 01	Tube Outer LH	1	1	
	JF 1210 54	Tube Outer LH	1	–	Ref. Cir. IB: 312
3	DT 1210 02	Tube Outer RH	1	1	
	JF 1210 55	Tube Outer RH	1	–	Ref. Cir. IB: 312
4	KA CF10 30	Bolt Socket	2	2	
5	DK 1810 07	Copper Washer	2	2	
6	DT 1210 16	Washer Seal	2	2	
7	36 JF00 63	Kit Fork Oil Seals	2	2	Refer Kit List
8	DT 1210 15	Guide Bush	2	2	
9	DT 1210 13	Washer	2	2	
10	JF 1210 38	Spacer Tube	2	2	
11	JF 1210 36	Fork Tube Inner	2	2	
12	36 JF00 62	Kit Cylinder Comp Fork	2	2	Refer Kit List
13	JF 1210 37	Main Spring	2	2	
14	DT 1210 20	Fork Bolt	2	2	
15	DT 1210 21	O' Ring	2	2	
16	JF 1210 33	Under Bracket Assembly	1	1	
17	JF 1812 85	Cover Cushion	4	4	
18	JF 1812 84	Cover Trail	4	4	
19	JF 1812 83	Tube Fork Cover	2	2	
20	LA D001 93	Bolt Steering Top	1	1	
21	DK 1810 25	Spring Washer	2	2	
22	LA C001 24	Bolt	2	2	
23	JF 1210 34	Leg Assembly LH	1	1	
	JF 1210 52	Leg Assembly LH	1	–	Ref. Cir. IB: 312
24	JF 1210 35	Leg Assembly RH	1	1	
	JF 1210 53	Leg Assembly RH	1	–	Ref. Cir. IB: 312
25	LA D001 99	Bolt Flanged	1	1	



Front Fork

No.	Part No.	Description	Qty.		Remarks
			ABS	NON ABS	
26	PD 1510 06	Cup Steering	1	1	N.I. Refer Kit Details
27	DK 1810 75	Nut Steering	1	1	
28	JF 1510 48	Anti - Abrasive Tape	1	—	
29	36 JU00 19	Kit Fork Oil seal	2	2	
30	JF 1318 53	Bracket Hose Clamp	1	—	

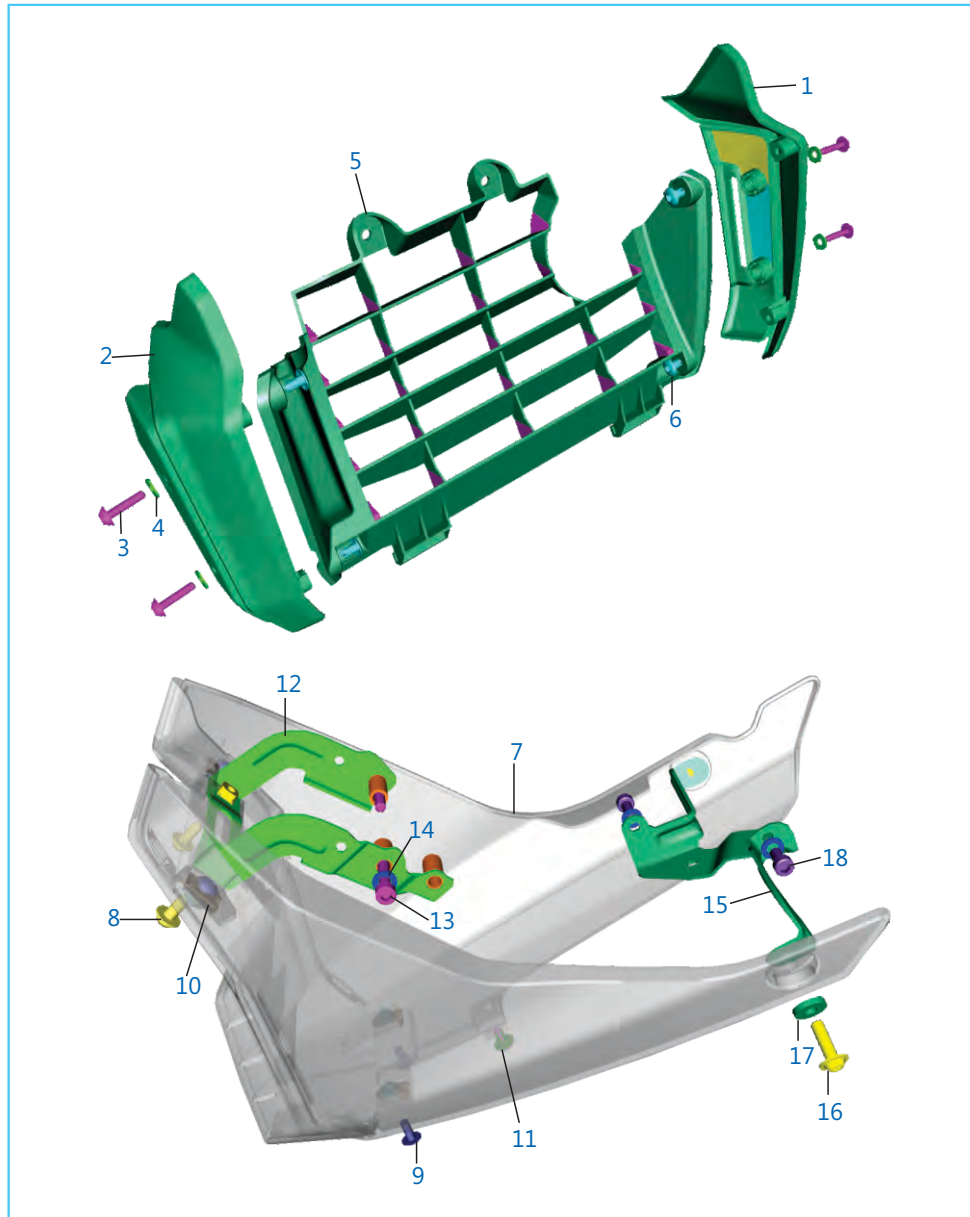
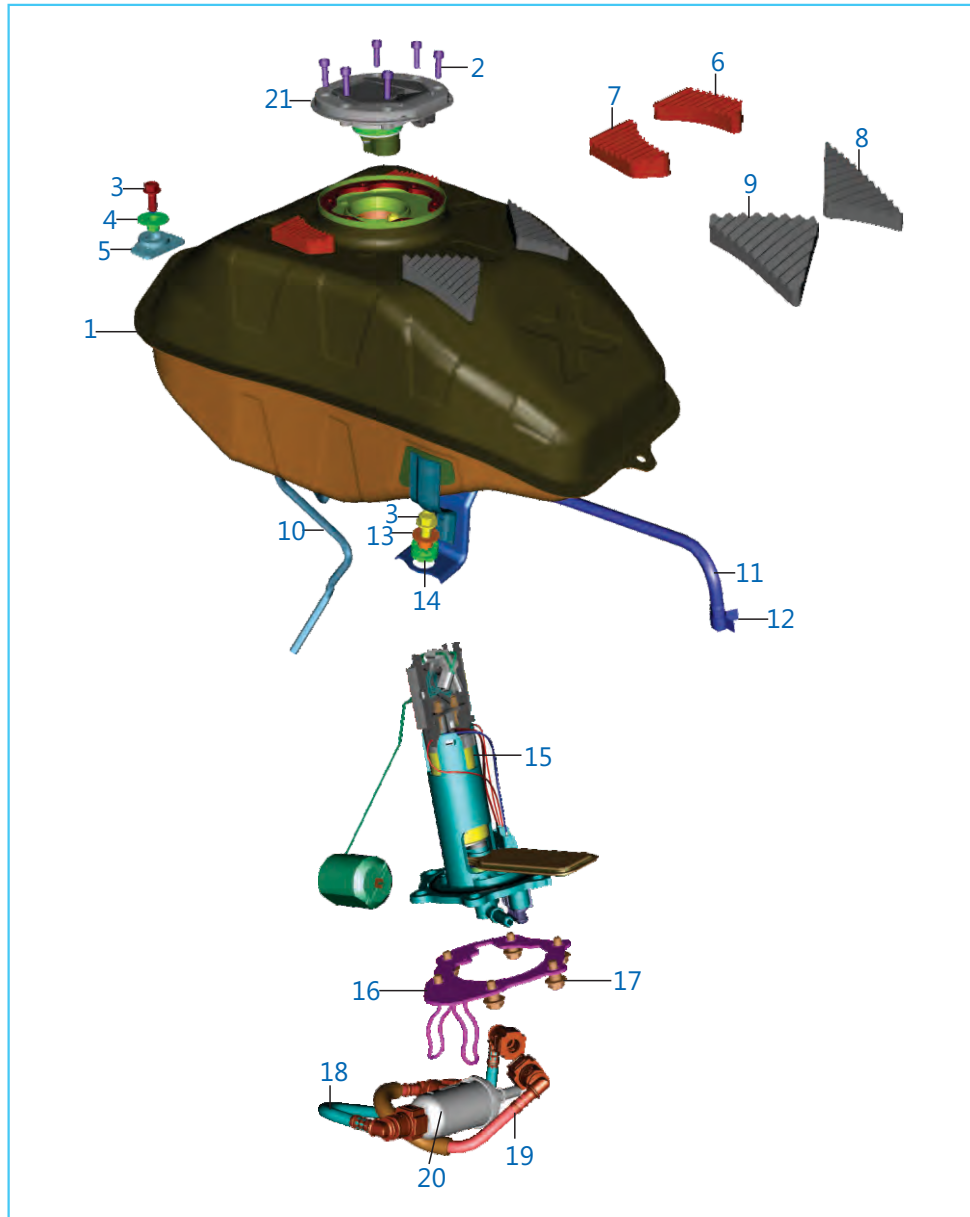


Plate No.: 40

Radiator Covers & Belly Pan Assy

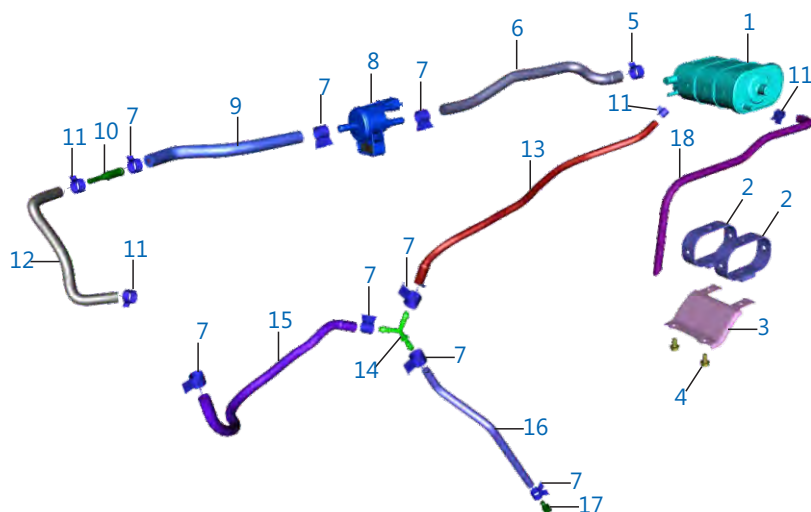
No.	Part No.	Description	Qty.		Remarks
			ABS	NON ABS	
1	56 JF24 6B	Shroud LH Moon Light Sliver	1	1	
2	56 JF25 6B	Shroud RH Moon Light Sliver	1	1	
3	LB U000 53	Screw Button Head M6	4	4	
4	JY 1812 84	Washer Nylon	4	4	
5	JF 1812 57	Shroud Centre	1	1	
6	JG 1812 59	Rivet Snap	4	4	
7	52 JF08 17	Assly Belly Pan	1	1	
8	LB U000 55	Screw Button Head M6	2	2	
9	KB UA05 12	Screw Truss	4	4	
10	DJ 1612 29	Clip Nut	4	4	
11	BF 1850 19	Clio Plastic Rivet	1	1	
12	DT 1813 07	Bkt Belly Pan Mtg	1	1	
13	KA CA06 35	Bolt Socket	2	2	
14	39 0198 11	Washer Plain	4	4	
15	JF 1813 09	Bkt Belly Pan Mtg Rear	1	1	
16	LB U000 57	Screw Button Head M6	2	2	
17	JY 1812 55	Washer End Cap	2	2	
18	KA CF06 12	Bolt socket M6	2	2	



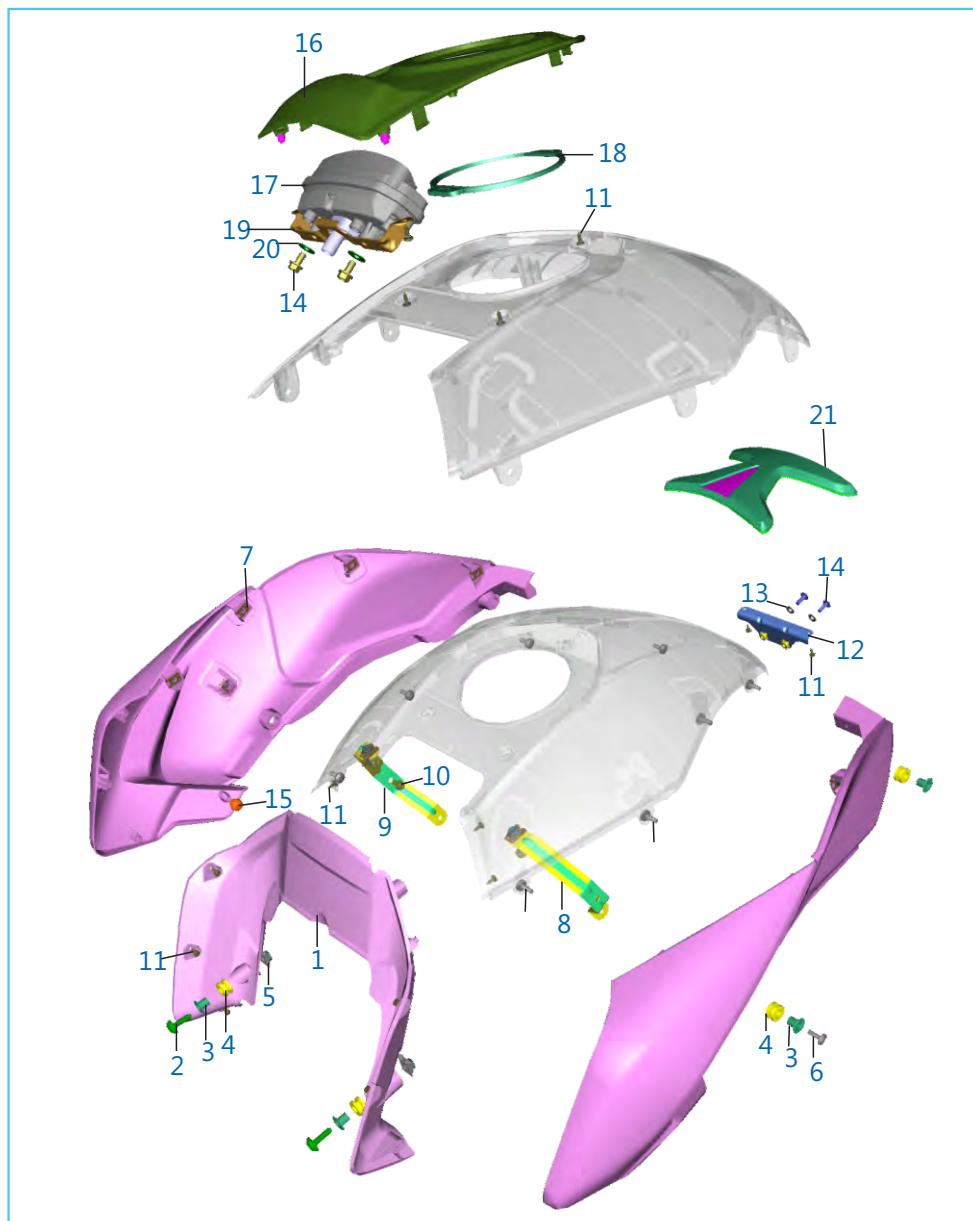
Petrol Tank, Cap Tank and Gauge Fuel

No.	Part No.	Description	Qty.		Remarks
			ABS	NON ABS	
1	JF 1710 33	Tank Assly EVAP	1	1	EVAP
	JF 1710 61	Tank Assembly	1	1	NON EVAP
2	KA DC05 16	Bolt Flange	6	6	
3	KA DW08 20	Bolt Flanged M8	3	3	
	KA DF08 25	Bolt Flanged M8	3	3	Ref. Cir. IB: 292
4	DT 1710 75	Sleeve Tank Mtg Front	1	1	
5	DT 1710 78	Grommet Tank Mtg Front	1	1	
	JF 1710 68	Grommet Tank Mtg Front	1	1	Ref. Cir. IB: 292
6	JF 1710 23	Tank Damper Top Front LH	1	1	
7	JF 1710 24	Tank Damper Top Front RH	1	1	
8	JF 1710 25	Tank Damper Top Central LH	1	1	
9	JF 1710 26	Tank Damper Top Centra RH	1	1	
10	DT 1710 61	Drain Tube	1	1	
11	JF 1716 03	Tube Tank To Y Connector	1	1	
12	JY 1710 90	Spring Band Clamp	2	2	
13	JL 1710 19	Sleeve Tank Mtg	2	2	
	JF 1710 67	Sleeve Tank Mtg	2	2	Ref. Cir. IB: 292
14	JL 1710 20	Grommet Tank Mtg RR	2	2	
	JF 1710 69	Grommet Tank Mtg RR	2	2	Ref. Cir. IB: 292
15	JF 1718 02	Assly Fuel Pump	1	1	
16	DT 1718 39	Plate Pressure Fuel pump Mtg	1	1	
17	LA D001 54	Bolt Flanged M6	6	6	
18	DT 1710 87	Assly Tube Pump To Filter	1	1	
19	DT 1710 89	Assly Tube Filter To Regulator	1	1	
20	DT 1718 14	Inline Fuel Filter	1	1	
21	JF 2326 11	Lock Set 3 in 1 with Fuel Tank Cap	1	1	
22	JY 4022 35	Pigtail Fuel Pump	1	1	N.I.

Mechanism EVAP



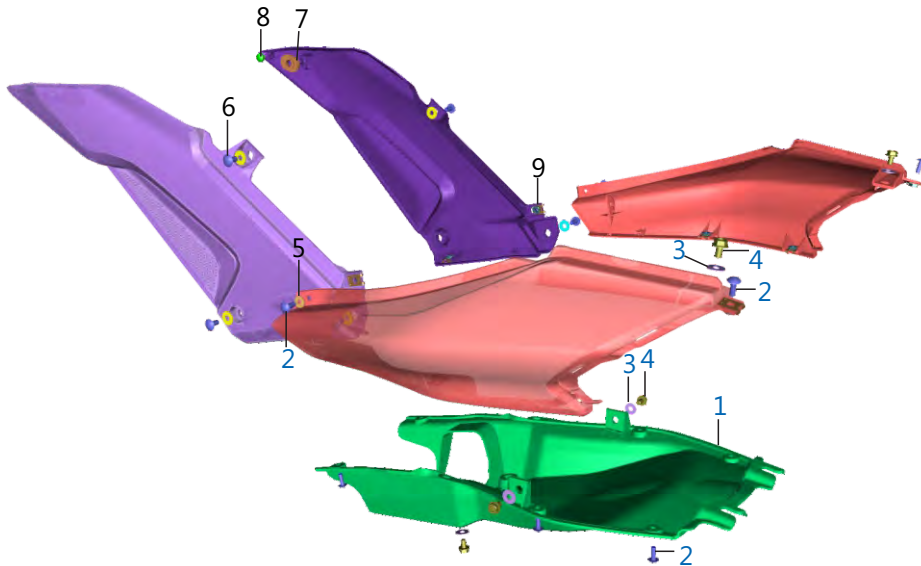
No.	Part No.	Description	Qty.		Remarks
			ABS	NON ABS	
1	JY 1710 77	Canister	1	1	
2	JZ 1710 55	Strap Canister	2	2	
3	DT 1138 41	Bracket Canister Mtg	1	1	
4	KA DA06 12	Bolt Flanged	2	2	
5	JY 1710 69	Spring Band Clamp 15x10	1	1	
6	DT 1718 34	Tube Canister To Purge Valve	1	1	
7	JY 1710 90	Spring Band Clamp 13x12	8	8	
8	JG 1716 01	Valve Purge	1	1	
9	DT 1710 74	Tube Purge Valve To Connector	1	1	
10	JG 1710 86	Connector Tube Evap	1	1	
11	JY 1710 70	Spring Band Clamp 9 X8.4	4	4	
12	DT 1718 47	Tube Conn. To Throttle Body-K8	1	1	
13	DT 1718 46	Tube Y-connector To Canister-K8	1	1	
14	JY 1138 42	Connector Y Shape	1	1	
15	JL 1718 36	Tube Tank To Y Connector	1	1	
16	JF 1716 07	Tube Connector To Plug - K10	1	1	
17	JY 1718 25	Plug Fuel Drain	1	1	
18	JF 1718 07	Tube Canister Drain -K16b	1	1	




Fittings - Petrol Tank Cover & Side Cover

No.	Part No.	Description	Qty.		Remarks
			ABS	NON ABS	
1	JF 1710 22	Tank Central Cover	1	1	
2	JF 1710 37	Bolt special Tank Cover Mtg	2	2	
	LA C001 33	Bolt special Tank Cover Mtg	2	2	Ref. Cir. IB: 292
3	JF 1710 48	Collar Cover Tank	6	6	
	JF 1710 66	Collar Cover Tank	6	6	Ref. Cir. IB: 292
4	JF 1710 47	Grommet Cover Tank	6	6	
	JF 1710 65	Grommet Cover Tank	6	6	Ref. Cir. IB: 292
5	JL 1810 27	Clip Nut M6	2	2	
6	39 1907 01	Mushroom Head Screw	12	12	
7	DJ 1612 29	Clip Nut M5	12	12	
8	JF 1710 35	Bkt Tank Side Cover LH	1	1	
9	JF 1710 36	Bkt Tank Side Cover RH	1	1	
10	KA DA05 10	Bolt Flanged	6	6	
11	KB RF35 10	Screw Tapping Pan Cross	13	13	
12	JF 1710 28	Bkt Tank Cover Rear	1	1	
13	39 2141 24	Washer Nylon	2	2	
14	KB UH05 14	Screw Truss M5	2	2	
15	JF 1710 54	Damper Cover Side	2	2	
16	JF 1710 19	Tank Cap Cover	1	1	
17	JF 4024 07	Speedo Meter Assembly -ABS	1	—	
	JF 4024 10	Speedo Meter Assembly -Non ABS	—	1	
18	JF 1710 29	Beading Fuel Tank	1	1	
19	JF 1710 43	Bkt Secondary Speedo	1	1	
20	39 1839 11	Washer Plain	2	2	
21	JF 1710 57	Pad Tank Cover Top	1	1	

Fittings - Side Covers & Cover Seat

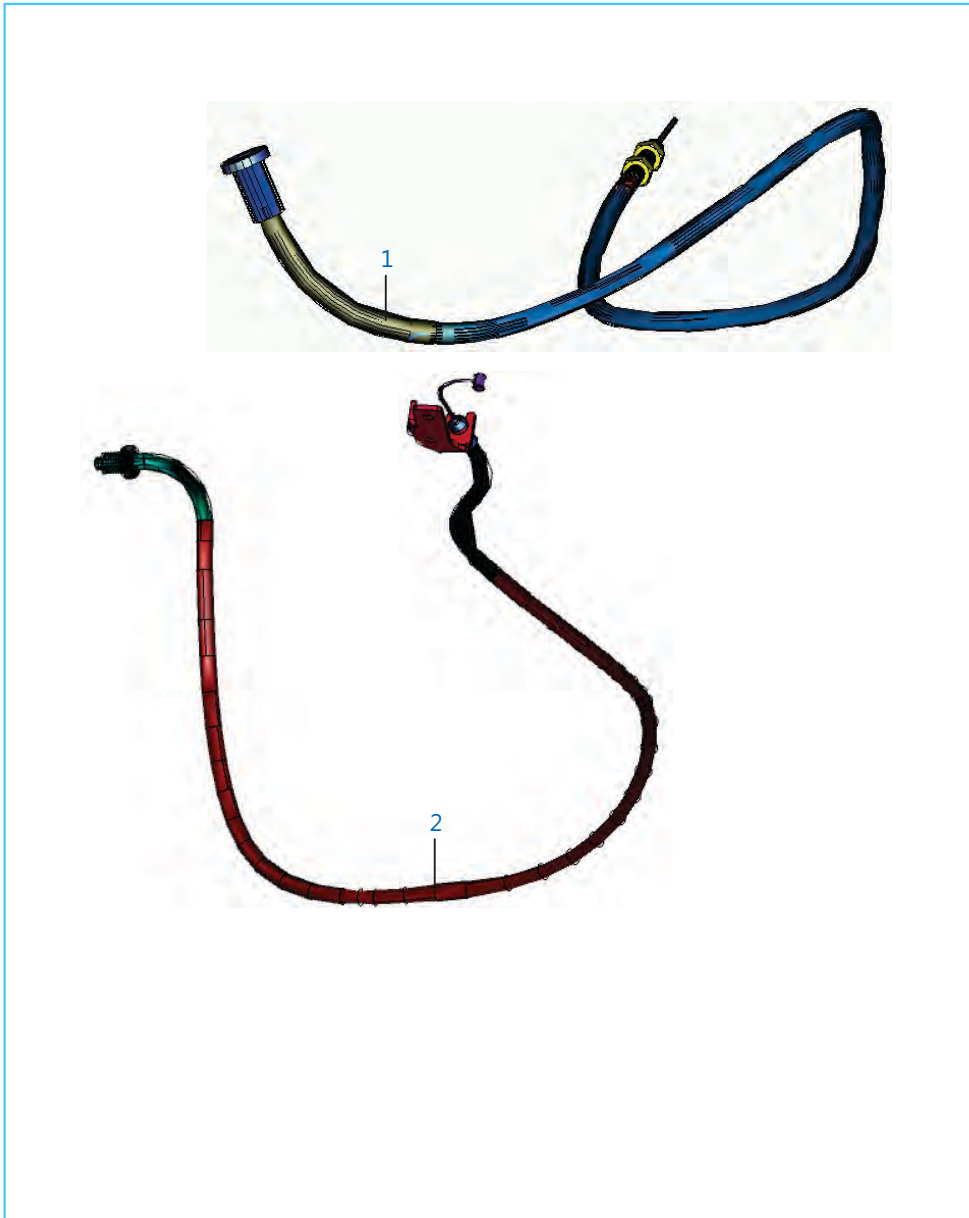


No.	Part No.	Description	Qty.		Remarks
			ABS	NON ABS	
1	DT 1810 07	Assly Under Tray Front	1	1	
2	LB U000 65	Screw Truss M5	10	10	
3	39 0239 11	Plain Washer	4	4	
4	KA DD06 10	Bolt Flanged	4	4	
5	JH 1812 55	Washer Retaining	2	2	
6	LB U000 69	Screw Truss M6	6	6	
7	DS 1410 12	Grommet Side Cover FR	2	2	
8	JZ 1812 71	Damper Side Cover	2	2	
9	DJ 1612 29	Clip Nut M5	10	10	



Meter Assembly

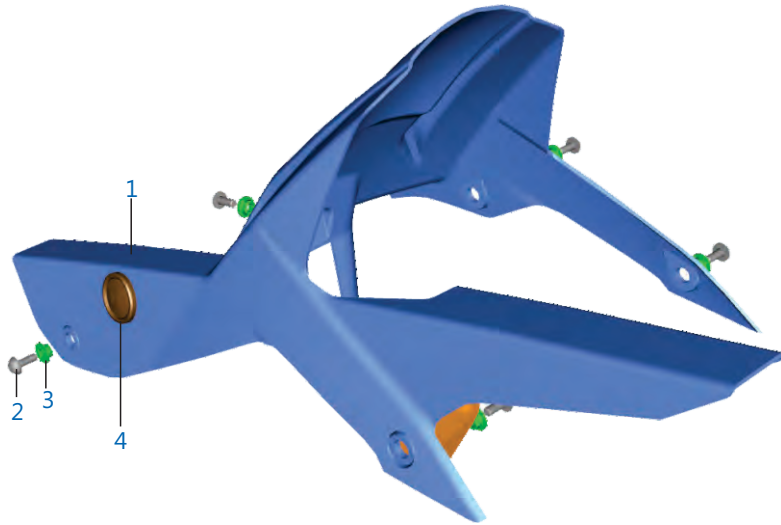
No.	Part No.	Description	Qty.		Remarks
			ABS	NON ABS	
1	JF 4024 06	Speedometer Assly	1	—	
	JF 4024 09	Speedometer Assembly	—	1	
2	JF 1812 69	Bkt Speedo Mtg Upper	1	1	
3	KD Ba05 12	Washer Plain	2	2	
4	KB UB05 08	Screw Truss	2	2	
5	JZ 1813 65	Grommet	3	3	
6	LD B000 07	Washer Plain	3	3	
7	KC AA05 04	Nut Hex Thick	3	3	
8	LA D001 02	Bolt Step M6	2	2	
9	JF 1812 65	Back Cover cum Speedo Flap	1	1	
10	KB UF06 14	Screw Truss	4	4	
11	39 0239 11	Plain Washer	4	4	
12	DJ 1810 65	Clip Nut	4	4	



Control Cables

No.	Part No.	Description	Qty.		Remarks
			ABS	NON ABS	
1	JF 1612 05	Cable Throttle	1	1	
2	JF 1612 04	Cable Clutch	1	1	

Chain Case



No.	Part No.	Description	Qty.		Remarks
			ABS	NON ABS	
1	DT 1813 08	Chain Cover Assly	1	1	
2	LA C000 54	Screw Button Head	5	5	
3	JF 1813 16	Collar Cover Chain Mtg	5	5	
4	DT 1812 97	Cap Chain Cover	1	1	

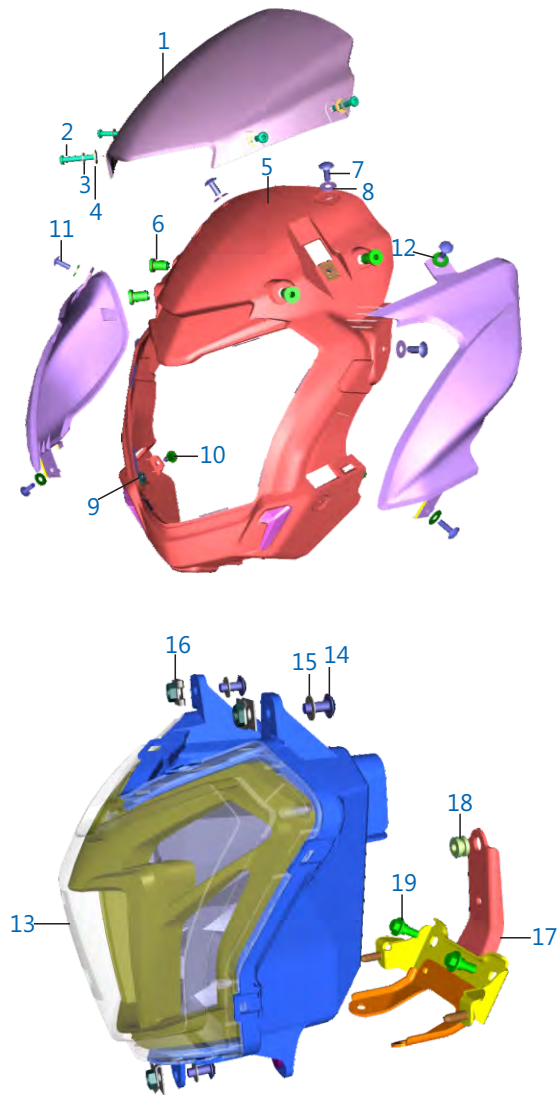
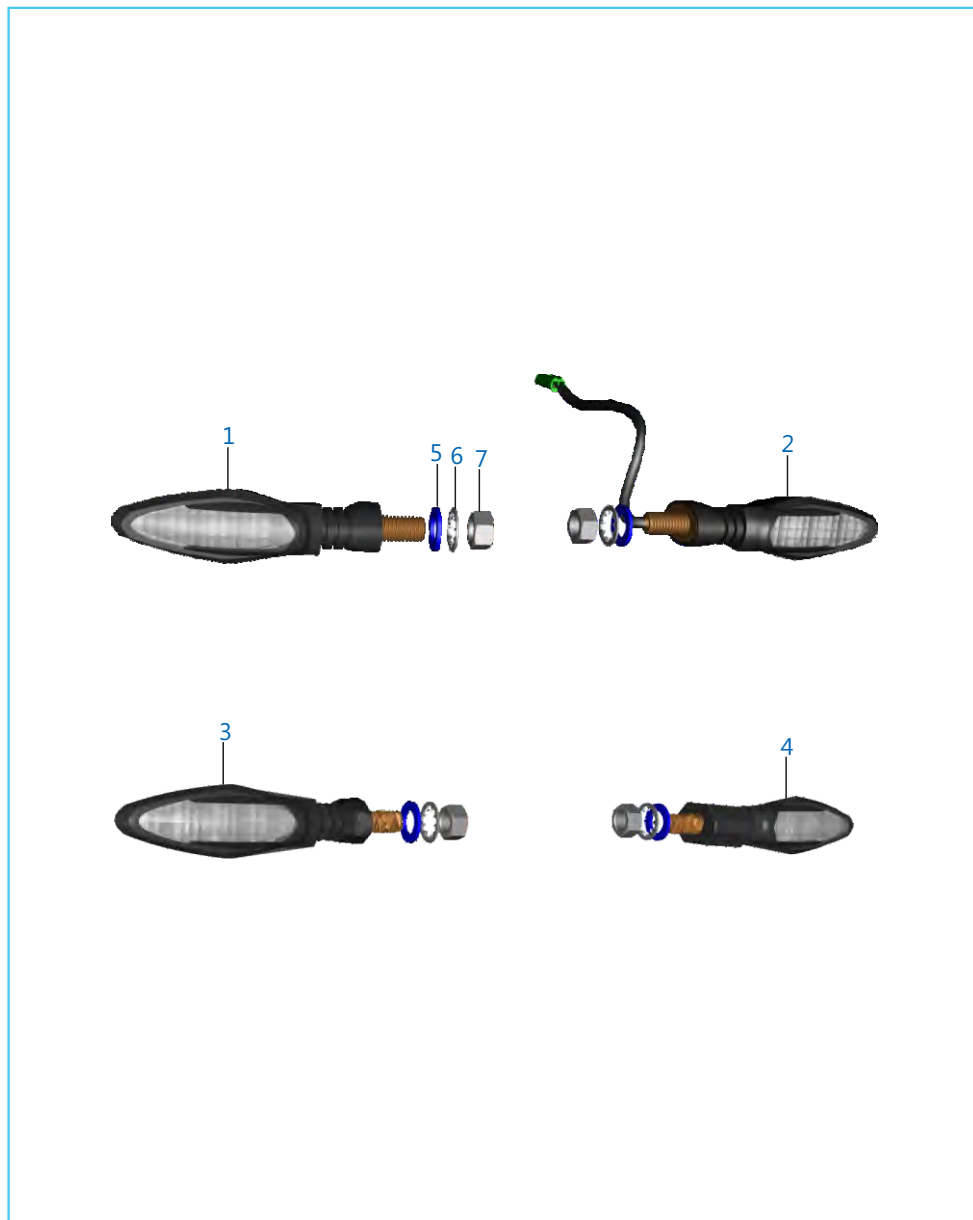


Plate No.: 48

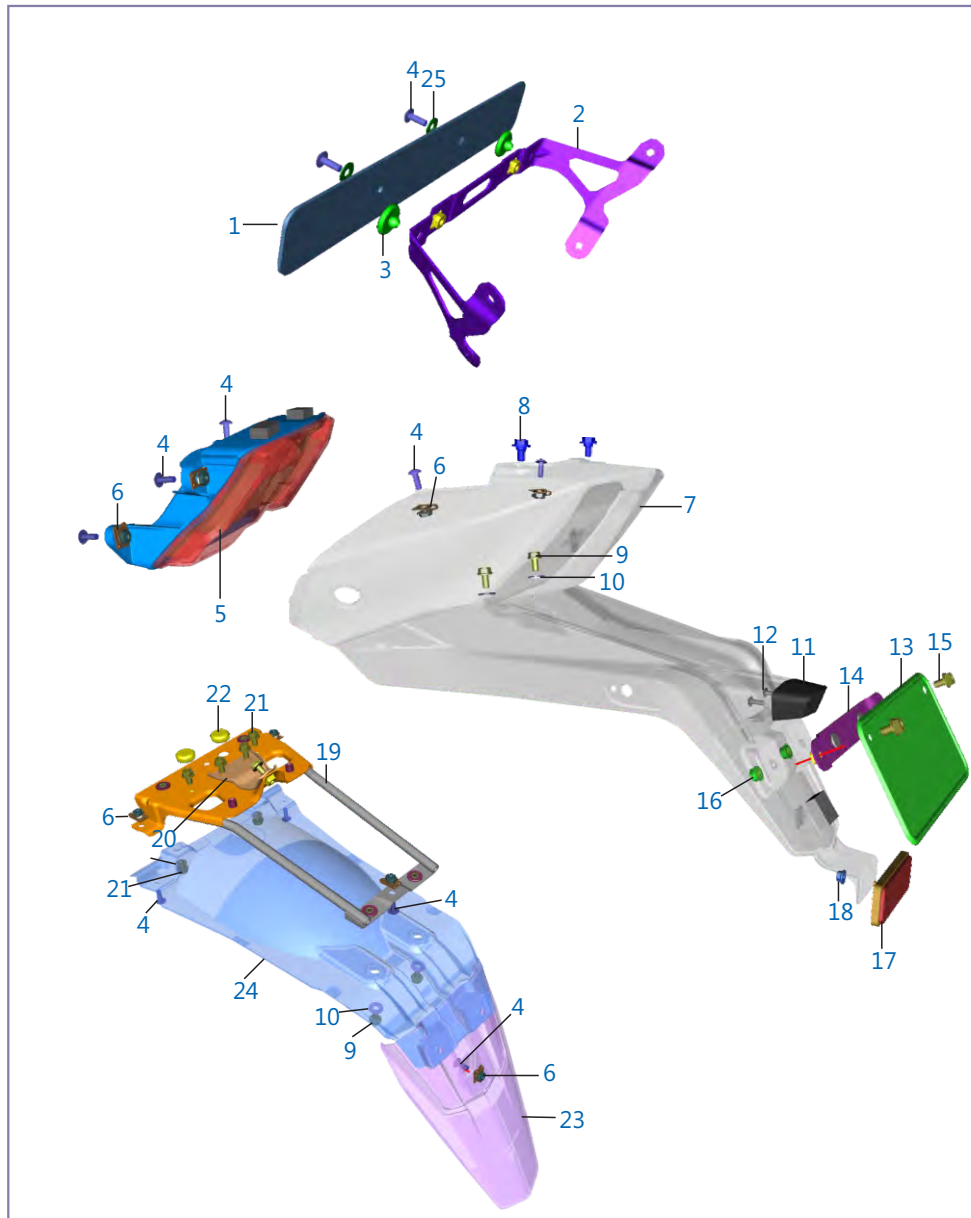
Head Lamp & Fairing

No.	Part No.	Description	Qty.		Remarks
			ABS	NON ABS	
1	DT 1813 06	Windshield	1	1	
2	KB BP05 30	Screw Pan Cross	4	4	
3	KD AA05 10	Washer Plain Small	4	4	
4	JH 1812 55	Washer Retaining	4	4	
5	JF 1812 66	Mask Carrier	1	1	
6	JF 1812 77	Well Nut For Mask	4	4	
7	KB UF06 14	Screw Truss M6	4	4	
8	39 0239 11	Plain Washer	4	4	
9	DJ 1612 29	Clip Nut M5	4	4	
10	BF 1850 19	Clip Plastic Rivet	2	2	
11	KB UH05 14	Screw Truss M5	4	4	
12	39 1839 11	Washer Plain	4	4	
13	DT 4010 20	Head Lamp Assly	1	1	
14	KB UA06 14	Screw Truss	3	3	
15	39 2704 11	Washer Plain	3	3	
16	DJ 1810 65	Clip Nut M6	3	3	
17	JF 1812 70	Bkt Mask Carrier Mtg Lower	1	1	
18	PF 1812 11	Grommet Cowling Mtg	1	1	
19	LA D001 02	Bolt Step M6	2	2	



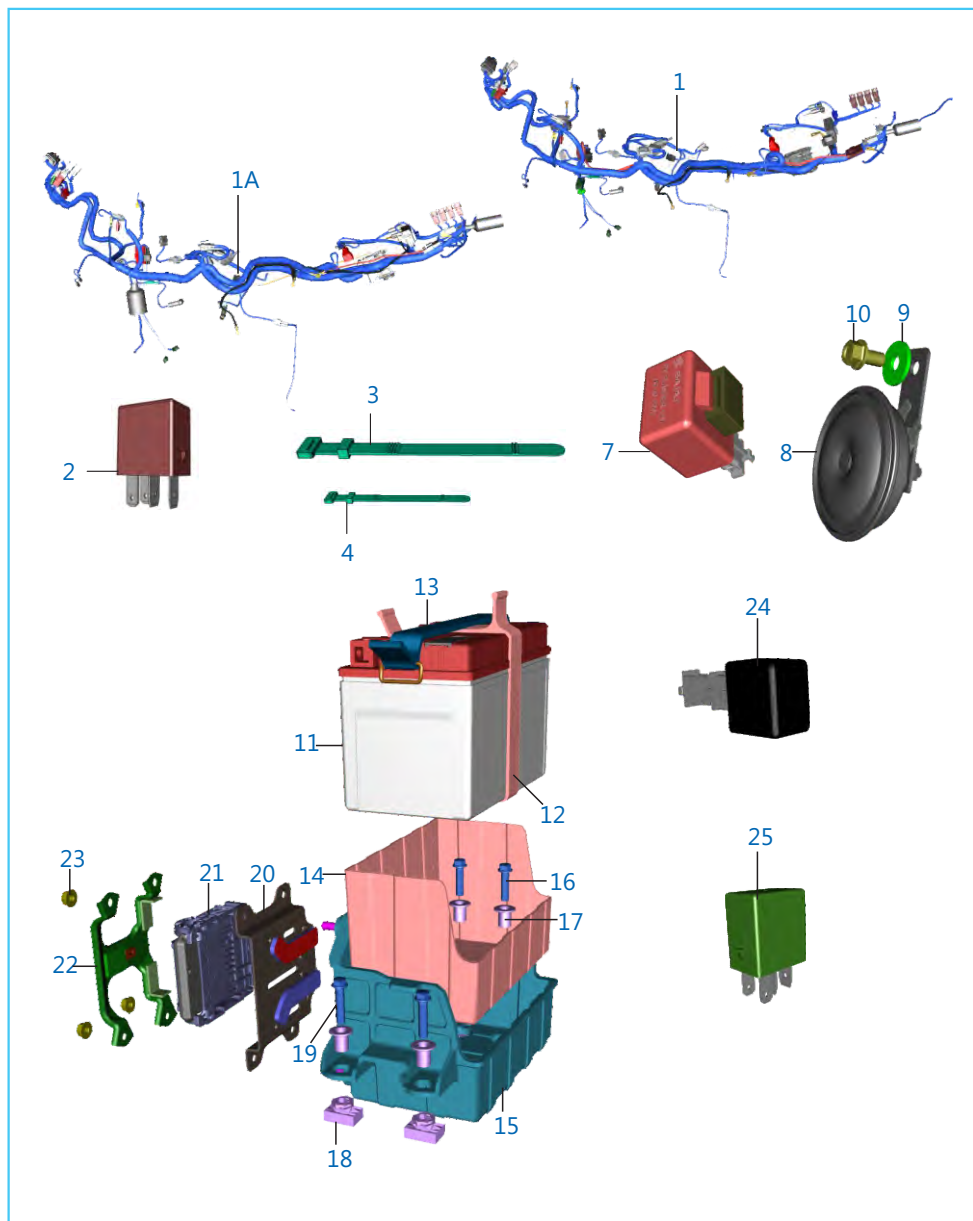
Indicator Light Assembly

No.	Part No.	Description	Qty.		Remarks
			ABS	NON ABS	
1	DT 4010 02	Indicator Front LH	1	1	
2	DT 4010 03	Indicator Front RH	1	1	
3	JY 4010 24	Indicator Rear LH	1	1	
4	JY 4010 25	Indicator Rear RH	1	1	
5	LA C000 05	Nut Hex	4	4	
6	LD F000 02	Washer Toothed	4	4	
7	LD A000 12	Washer Plain	4	4	



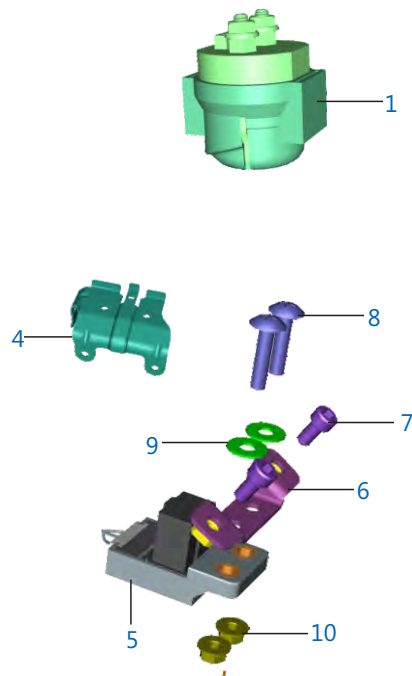
Tail Lamp Assly / Front Number Plate

No.	Part No.	Description	Qty.		Remarks
			ABS	NON ABS	
1	JU 2328 00	Number Plate Front	1	1	
2	JF 1812 71	Bkt Number plate Mtg	1	1	
3	JZ 2328 14	Pad Rubber Plate Bkt	2	2	
4	KB UH05 14	Screw Truss M5	13	13	
5	DT 4010 21	Tail Lamp Assly	1	1	
6	DJ 1612 29	Clip Nut	10	10	
7	JF 1814 20	Fender Rear	1	1	
8	JG 1812 55	Step Bolt	2	2	
9	KA DD06 12	Bolt Flanged	4	4	
10	39 0239 11	Plain Washer	4	4	
11	JG 4010 06	Number Plate Illumination lamp	1	1	
12	LB R000 03	Screw CR Pan Head Tap	2	2	
13	DP 1611 45	Number Plate Rear	1	1	
14	JF 1813 07	Bkt Rear No Plate	1	1	
15	KA DA06 10	Bolt Flanged	2	2	
16	LC G000 08	Nut Flange	2	2	
17	JG 4010 36	Reflector Reflex	1	1	
18	LC A000 08	Nut	1	1	
19	JF 1814 22	Reinforcement Rear Fender	1	1	
20	JF 1138 18	Bkt RR Fender Middle Mtg	1	1	
21	KA DD06 10	Bolt Flanged	5	5	
22	DJ 2011 73	Grommet for Cables RR Fender	2	2	
23	JF 1814 24	Flap Rear Fender	1	1	
24	JF 1814 21	Under Tray Fender Rear	1	1	
25	LD B000 74	Washer Plain	2	2	



Electrical Equipments

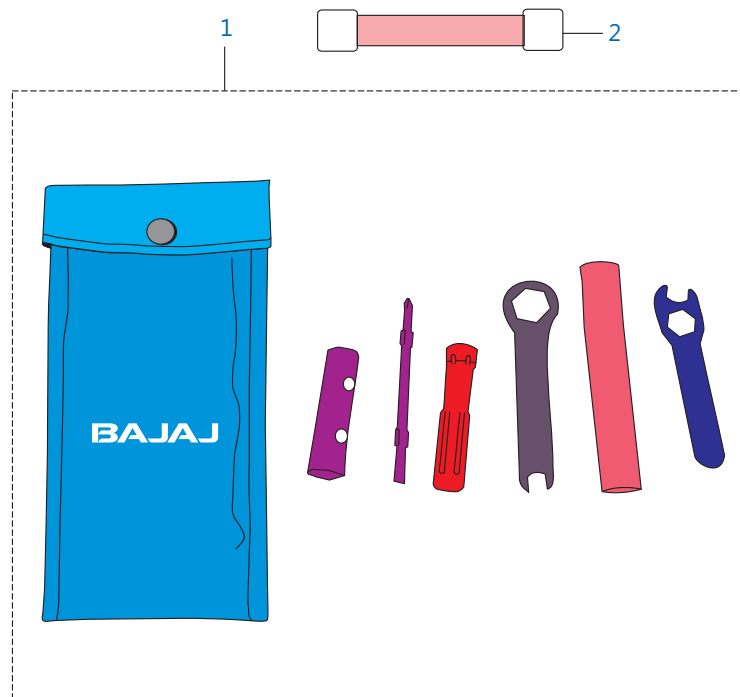
No.	Part No.	Description	Qty.		Remarks
			ABS	NON ABS	
1	JF 4022 45	Harness Wiring	1	—	
1A	JF 4022 35	Harness Wiring	—	1	
2	JL 4030 00	Relay Inter lock	1	1	
3	30 1910 48	Band	5	5	
4	30 2010 64	Band	3	3	
5	JF 4022 12	Cable Assy Relay To Motor	1	1	N.I.
6	JF 4022 11	Cable Earth	1	1	N.I.
7	JG 4020 02	DC Flasher	1	1	
8	PA 4016 00	Horn	1	1	
	JF 4016 01	Horn	1	—	Ref. Cir. IB: 312
9	39 1507 11	Washer - Plain	1	1	
10	39 1956 04	Hex Head Bolt - Flanged M8	1	1	
11	36 JU00 15	12V 8AH VRLA Battery	1	1	
12	DT 1810 22	Band Battery Case	1	1	
13	JL 1138 25	Band Battery Case -Vrt ECU	1	1	
14	JF 1813 08	Rubber Battery Case	1	1	
15	JF 1812 73	Battery Case	1	1	
16	KA ED06 22	Bolt Flange	2	2	
17	DT 1813 16	Sleeve Battery Case	4	4	
18	DT 1813 17	Grommet Battery Case	4	4	
19	KA ED06 25	Bolt Flange	2	2	
20	52 JF03 28	Sub Assly Bkt ECU Mtg Lower	1	1	
21	JF 3514 04	EPM44 MTB Series	1	1	
22	52 JY06 67	Sub Assly Bkt C Sample Top	1	1	
23	KC GD06 06	Nut Hex	3	3	
24	JL 4032 00	Termination Unit	1	1	
25	JL 4030 01	Relay Aux Diode	1	1	



Electrical Equipments

No.	Part No.	Description	Qty.		Remarks
			ABS	NON ABS	
1	JN 3516 04	Starter Relay - With Grommet	1	1	
2A	DT 4022 26	Fuse - 7.5A	5	5	Not Illustrated
2B	JG 4022 29	Fuse 15A	4	4	Not Illustrated
2C	JG 4022 30	Fuse 30A	2	2	Not Illustrated
3A	JG 4022 28	Fuse 10A	2	--	Not Illustrated
3B	JG 4022 34	Fuse 25A	1	--	Not Illustrated
4	DT 1138 51	Bracket Fuse Box Mtg Loose	1	--	
	DT 1138 25	Bracket Fuse Box Mtg Loose	--	1	
5	JY 4036 04	Roll Over Sensor	1	1	
6	JF 1138 42	Bracket Roll Over Sensor	1	1	
7	KA CF06 12	Bolt Socket	2	2	M6 x 1 x L12
8	LA C000 08	Screw Truss	2	2	M6 x 1 x L25
9	LD B000 72	Plain Washer	2	2	
10	39 1353 15	Nut	2	2	

Tool Kit



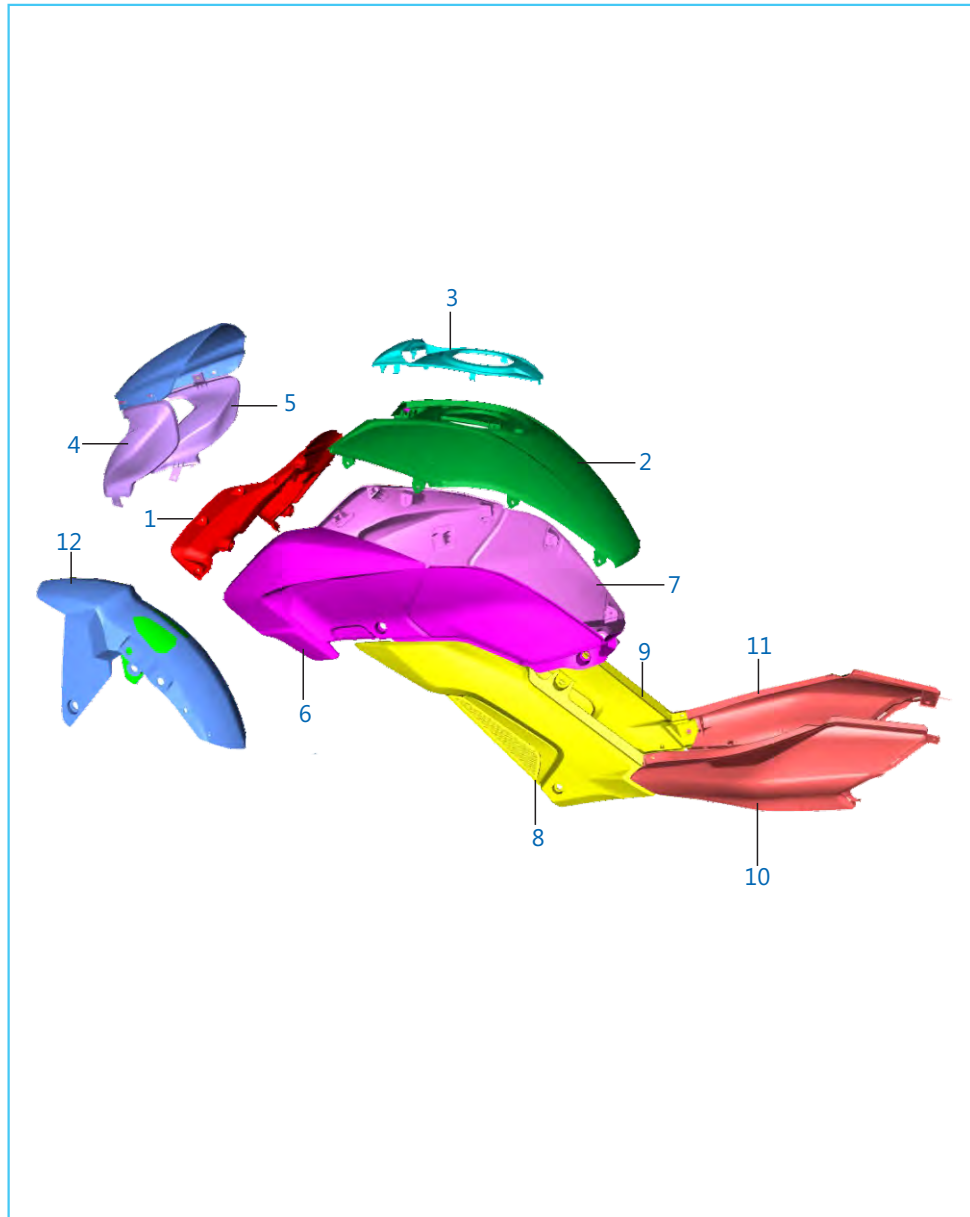
No.	Part No.	Description	Qty.		Remarks
			ABS	NON ABS	
1	JF 2310 00	Tool Kit	1	1	
2	JL 2310 03	Band Tool Kit	2	2	

2

Plate No.: 54

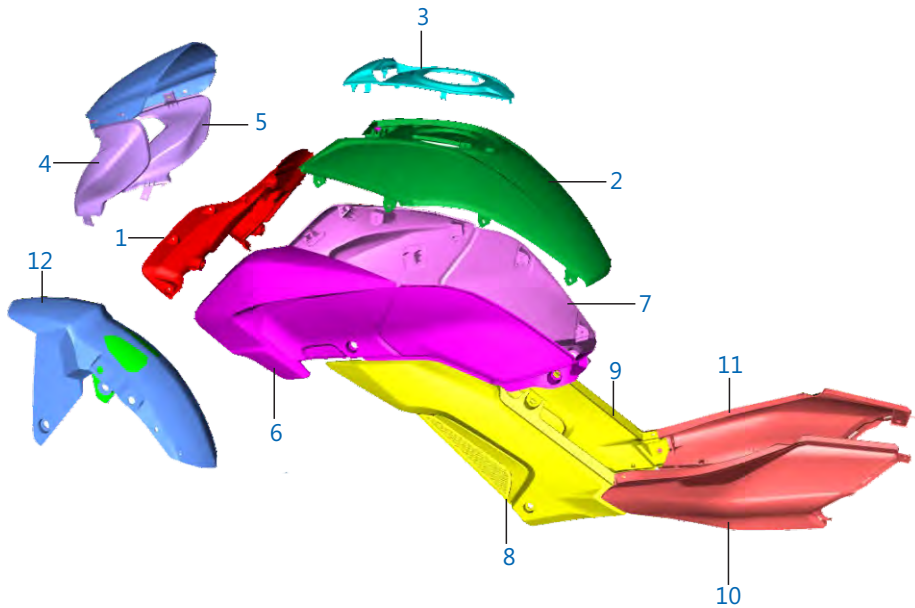
Accessories / Grab Handle

No.	Part No.	Description	Qty.		Remarks
			ABS	NON ABS	
1	JF 2312 16	Guard Leg LH	1	1	
2	JF 2312 17	Guard Leg RH	1	1	
3	LA C001 10	Bolt Socket	2	2	
4	KD BE06 13	Washer Plain	3	3	
5	LA C001 09	Bolt Socket	1	1	
6	JF 2312 08	Guard Sari	1	1	
7	JL 2312 09	Plug Sari Guard	1	1	
8	JF 2312 11	Plug Sari Gurad	2	2	
9	KA CB06 22	Bolt Socket	1	1	
10	KA CA08 18	Bolt Socket	2	2	
11	DT 2314 07	Grab Handle LH	1	1	
12	DT 2314 10	Grab Handle RH	1	1	
13	LA C001 19	Bolt Socket	4	4	



Painted Parts and Decals

No.	Part No.	Description	Qty.		Remarks
			ABS	NON ABS	
1	JF 1710 22	Tank Central Cover	1	1	
2	56 JF22 W3	Tank Cover Top	1	1	Moon White
	56 JF22 1U	Tank Cover Top	1	1	Twilight Plum
	56 JF22 1V	Tank Cover Top	1	1	Midnight Blue
3	JF 1710 19	Tank Cap Cover	1	1	
4	56 JF14 W3	Side Mask LH	1	1	Moon White
	56 JF14 1U	Side Mask LH	1	1	Twilight Plum
	56 JF14 1V	Side Mask LH	1	1	Midnight Blue
5	56 JF15 W3	Side Mask RH	1	1	Moon White
	56 JF15 1U	Side Mask RH	1	1	Twilight Plum
	56 JF15 1V	Side Mask RH	1	1	Midnight Blue
6	56 JF20 W3	Tank Side Cover LH	1	1	Moon White
	56 JF20 1U	Tank Side Cover LH	1	1	Twilight Plum
	56 JF20 1V	Tank Side Cover LH	1	1	Midnight Blue
7	56 JF21 W3	Tank Side Cover RH	1	1	Moon White
	56 JF21 1U	Tank Side Cover RH	1	1	Twilight Plum
	56 JF21 1V	Tank Side Cover RH	1	1	Midnight Blue
8	52 JF02 97	Side Cover LH	1	1	
	56 JF2B 4X	Side Cover LH	1	1	Satin Black
9	52 JF03 02	Side Cover RH	1	1	
	56 JF2C 4X	Side Cover RH	1	1	Satin Black



Painted Parts and Decals

No.	Part No.	Description	Qty.		Remarks
			ABS	NON ABS	
10	52 JF03 05	Assembly Seat Cowl LH	1	1	Moon White
	52 JF02 95	Assembly Seat Cowl LH	1	1	Twilight Plum
	52 JF03 00	Assembly Seat Cowl LH	1	1	Midnight Blue
11	52 JF03 06	Assembly Seat Cowl RH	1	1	Moon White
	52 JF02 96	Assembly Seat Cowl RH	1	1	Twilight Plum
	52 JF03 01	Assembly Seat Cowl RH	1	1	Midnight Blue
12	52 JF03 04	Assembly Front Fender	1	–	Moon White
	52 JF03 22	Assembly Front Fender	–	1	Classic White
	52 JF02 94	Assembly Front Fender	1	–	Twilight Plum
	52 JF03 20	Assembly Front Fender	–	1	Twilight Plum
	52 JF02 99	Assembly Front Fender	1	–	Midnight Blue
	52 JF03 21	Assembly Front Fender	–	1	Midnight Blue
	52 JF06 11	Assly Front Fender	1	–	Graphite matt black
	52 JF06 12	Assly Front Fender	–	1	Graphite matt black

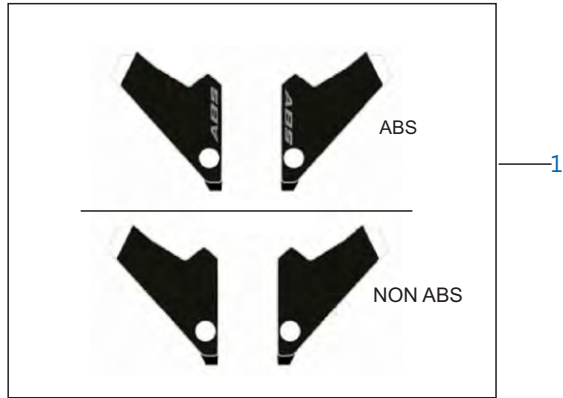


Plate No.:56

Painted Parts and Decals

No.	Part No.	Description	Qty.		Remarks
			ABS	NON ABS	
1	36 JF00 71	Kit DCL F Fender P White	1	–	
	36 JF00 76	Kit DCL F Fender P White	–	1	
	36 JF00 67	Kit DCL F Fender Plum Red	1	–	
	36 JF00 74	Kit DCL F Fender Plum Red	–	1	
	36 JF00 69	Kit DCL F Fender T Blue	1	–	
	36 JF00 75	Kit DCL F Fender T Blue	–	1	
	36 JF01 55	Kit Dcl Fender Mat Black	1	–	
	36 JF01 36	Kit Dcl Fr Fender Matt Black	–	1	
2	JF 2330 99	Decal Cowl Seat Bottom 3D	2	2	
3	JF 2331 18	Decal Tank 3D Dominar	2	2	
4	36 JF00 68	Kit Dcl Seat Cowl Plum Red	1	1	
	36 JF00 70	Kit Dcl Seat Cowl T Blue	1	1	
	36 JF01 37	Kit Dcl S Cowl Matt Black	1	1	
	36 JF00 72	Kit Dcl S Cowl P White	1	1	




Plate No.:57

Painted Parts and Decals - Dec.2017

New Colour & decal Scheme (Graphite matt black, California blue & Racing Red)

No.	Part No.	Description	Qty.		Remarks
			ABS	NON ABS	
1	56 JF14 8T	Side mask LH	1	1	Graphite matt black
	56 JF14 8Y	Side mask LH	1	1	California blue
	56 JF14 8X	Side mask LH	1	1	Racing red
2	56 JF15 8T	Side mask RH	1	1	Graphite matt black
	56 JF15 8Y	Side mask RH	1	1	California blue
	56 JF15 8X	Side mask RH	1	1	Racing red
3	56 JF20 8T	Tank cover LH	1	1	Graphite matt black
	56 JF20 8Y	Tank cover LH	1	1	California blue
	56 JF20 8X	Tank cover LH	1	1	Racing red
4	56 JF21 8T	Tank cover RH	1	1	Graphite matt black
	56 JF21 8Y	Tank cover RH	1	1	California blue
	56 JF21 8X	Tank cover RH	1	1	Racing red
5	56 JF22 8T	Tank cover top	1	1	Graphite matt black
	56 JF22 8Y	Tank cover top	1	1	California blue
	56 JF22 8X	Tank cover top	1	1	Racing red
6	56 JF39 8T	Belly pan RH	1	1	Graphite matt black
	56 JF39 8Y	Belly pan RH	1	1	California blue
	56 JF39 8X	Belly pan RH	1	1	Racing red
7	56 JF38 8T	Belly pan LH	1	1	Graphite matt black
	56 JF38 8Y	Belly pan LH	1	1	California blue
	56 JF38 8X	Belly pan LH	1	1	Racing red
8	52 JF07 46	Seat cowl LH + decal	1	1	Graphite matt black
	52 JF07 58	Seat cowl LH + decal	1	1	California blue
	52 JF07 83	Seat cowl LH + decal	1	1	Racing red




Plate No.:57

Painted Parts and Decals - Dec.2017

New Colour & decal Scheme (Graphite matt black, California blue & Racing Red)

No.	Part No.	Description	Qty.		Remarks
			ABS	NON ABS	
9	52 JF07 47	Seat cowl RH + decal	1	1	Graphite matt black
	52 JF07 59	Seat cowl RH + decal	1	1	California blue
	52 JF07 84	Seat cowl RH + decal	1	1	Racing red
10	52 JF07 31	Fr fender sat blk + decal	1	--	Graphite matt black
	52 JF07 27	Fr fen sat blk + blue decal	1	--	California blue
	52 JF07 32	Fr fen sat blk + r red decal	1	--	Racing red
11	52 JF06 27	Front fender decal	--	1	Graphite matt black
	52 JF07 28	Fr. Fen. sat blk + dec c blue	--	1	California blue
	52 JF07 33	Fr. Fen. sat blk + decal r red	--	1	Racing red
12	JF 2331 98	Decal 3D	1	1	Decals
13	JF 2331 99	Decal 3D cowl seat	1	1	Decals
14	JF 5412 11	Label cover	1	1	Decals
15	JF 5412 12	Label bajaj	1	1	Decals
16	36 JF01 56	Kit decal front fender	--	1	Graphite matt black
	36 JF01 58	Kit decal front fender c blue	--	1	California blue
	36 JF01 57	Kit decal front fender r red	--	1	Racing red
17	36 JF01 60	Kit decal front fender	1	--	Graphite matt black
	36 JF01 62	Kit decal front fender c blue	1	--	California blue
	36 JF01 61	Kit decal front fender r red	1	--	Racing red
18	36 JF01 64	Kit dcl seat cowl	1	1	Decals




Plate No.:57

Painted Parts and Decals - Dec.2017

New Colour & decal Scheme (Graphite matt black, California blue & Racing Red)

No.	Part No.	Description	Qty.		Remarks
			ABS	NON ABS	
19	56 DT3X Y9	Step holder LH	1	1	Sprint matt black
20	56 DT3Y Y9	Step holder RH	1	1	Sprint matt black
21	56 DT4J Y9	Step pillion assembly LH	1	1	Sprint matt black
22	56 DT4K Y9	Step pillion assembly RH	1	1	Sprint matt black
23	56 DT09 Y9	Frame	1	1	Sprint matt black
24	56 DT28 Y9	Swing arm	1	1	Sprint matt black
25	56 DT6T 37	Front wheel matte golden sand	1	1	
26	56 DT6R 37	Rear wheel matte golden sand	1	1	
27	56 JF1X 36	Cap oil filter	1	1	Silk matte blue
28	52 DT06 41	Magneto cover assy complete	1	1	
29	36 JF01 65	Clutch cover with plug	1	1	

Kit List

Sr No	Kit Part No.	Kit Description	Consisting of Following Parts		
			Part No.	Description	Qty/Kit
1	36JF0050	ASSEMBLY CYLINDER HEAD	JF511016	CYLINDER HEAD COMPLETE	1
			JG511046	STUD (M8*1.25)	2
			JF511050	CAM GALLERY PLUG	1
			JY601214	PIPE COOLANT	1
			JY511073	PLUG	1
			39156806	SLEEVE - SPRING DOWEL	2
2	36JF0051	ASSEMBLY CRANKCASE LH	BA102003	PLUG - OIL HOLE	1
			JC101077	PLUG TAPER	2
			DT541009	CRANKCASE LH	1
			JF541016	NOZZLE	1
			JY541034	BUSH STARTER SHAFT	2
			JY541024	JET EVACUATION OIL	1
			JY541050	JET OIL	1
			JY541038	BUSH	1
			JY541052	JET TRANS	1
			JF541017	BRACKET	1
			LBB00007	SCREW PAN CROSS - M6x1xL12	1
3	36JF0052	ASSEMBLY CRANKCASE RH	JF541013	CRANKCASE RH SUB ASSEMBLY	1
			JY541023	BUSH CRANKSHAFT	1
			39256220	NEEDLE ROLLER BEARING	1
			JY541038	BUSH	1
			JY541018	BUSH INSERT	1
			JG601007	SPECIAL SHAFT SEAL RING (OIL)	2
			LEB00001	CIRCLIP INTERNAL	1
4	36JF0053	ASSEMBLY CLUTCH COVER	DT541204	CLUTCH COVER WITH PLUG	1
			39199020	BEARING - NEEDLE	1
			JG541021	OIL NOZZLE	2
5	36JF0054	PRIMARY DRIVE & DRIVEN	JY551212	GEAR PRIMARY DRIVE	1
			JF551412	CLUTCH OUTER COMPLETE	1
6	36JF0055	CHAIN GUIDE	JF511229	CHAIN GUIDE SLACK SIDE	1
			JF511230	CHAIN GUIDE TIGHT SIDE	1
7	36JF0056	CHAIN SPROCKET	JG131236	SPROCKET 45T (6 MTG)	1
			JY551029	SPROCKET DRIVE	1
			JF141001	CHAIN DRIVE - K10	1

Kit List

Sr No	Kit Part No.	Kit Description	Consisting of Following Parts		
			Part No.	Description	Qty/Kit
8	36JF0057	ENGINE GASKET	JY521006	GASKET CYLINDER BLOCK	1
			JY541225	GASKET CLUTCH COVER	1
			JF541209	GASKET MAGNETO COVER	1
			JF511046	HEAD COVER GASKET	1
			JF511049	GASKET CYLINDER HEAD	1
			CS101128	GASKET	1
			JG591070	GASKET EXHAUST	1
9	36JF0058	VALVE REPAIR	JF511236	VALVE SPRING	4
			JY511225	RETAINER VALVE SPRING	4
			JY511231	SHIM	4
			CB101022	COTTER VALVE	8
			CB101009	SEAL VALVE STEM	4
10	36JF0059	BLOCK PISTON	JY511223	SEAT VALVE SPRING	4
11	36JF0060	PISTON RING SET	JF521008	CYLINDER BLOCK	1
			JF521210	PISTON ASSEMBLY	1
12	36JF0061	STEERING CONE	JF521215	RING PISTON TOP	1
			JF521212	RING PISTON SECOND	1
			JF521213	RING PISTON OIL	1
13	36JF0064		DG181005	BEARING CONE	1
			DG181045	BEARING CONE UPPER	1
			DG181046	BEARING RACE UPPER	1
			DG181047	BEARING RACE LOWER	1
14	36JF0065		JF131810	HOSE ABS TO FR MASTER CYL.	1
15	36JF0066		JF131811	HOSE ABS TO FR CALIPER	1
16	36JF		Jf131812	HOSE ABS TO RR MASTER CYL.	1
17	36JF0062	CYLINDER COMPLETE FORK	JF131813	HOSE ABS TO RR CALIPER	1
			JF121040	CAP OIL LOCK	1
			JF121041	SEAT PIPE	1
			DT121010	PISTON RING	1
			DT121009	BUSH SLIDE	1
			DT121011	SPRING REBOUND	1

Kit List

Sr No	Kit Part No.	Kit Description	Consisting of Following Parts		
			Part No.	Description	Qty/Kit
18	36JF0063	FORK OIL SEALS	JG121013	OIL SEAL	1
			DT121018	OIL SEAL STOPPER	1
			JG121011	INNER DUST SEAL	1
19	DT541203	MAGNETO COVER ASSLY	DT541209	MAGNETO COVER WITH PLUG	1
			JG541232	CAP TDC FINDER	1
			30101195	O-RING(15.8X2.4)	1
			JL541223	LABEL B-BAJAJ	1
			JY541034	BUSH STARTER SHAFT	2
			JG541074	OIL NOZZLE	1
20	36DT0004	TIE BAND-W HARNESS	JD402212	BAND 200 MM	8
			JD402217	BAND 150 MM	2
			PA402204	BAND 110 MM	2
21	JF232611	LOCK SET 3 IN 1	DT401405	IGNITION SWITCH	1
			JL232600	LOCK -SIDE	1
			JF171612	FUEL TANK CAP - K10	1
			JL232601	KEY SET FOR K4	1
22	36JF0077	FRICTION PLATE A + B	JF551416	FRICTION PLATE A	4
			JF551417	FRICTION PLATE B	3
23	36JF0067	DCL F FENDER PLUM RED	JF233093	DECAL FENDER-FRONT-LH-ABS	1
			JF233094	DECAL FENDER-FRONT-RH-ABS	1
24	36JF0068	DCL S COWL PLUM RED	JF233095	DECAL COWL-SEAT-LH	1
			JF233096	DECAL COWL-SEAT-RH	1
25	36JF0069	DCL F FENDER T BLUE	JF233100	DECAL FRONT FENDER LH - ABS	1
			JF233101	DECAL FRONT FENDER RH - ABS	1
26	36JF0070	DCL S COWL T BLUE	JF233102	DECAL COWL SEAT- LH	1
			JF233103	DECAL COWL SEAT - RH	1
27	36JF0071	DCL F FENDER P WHITE	JF233104	DECAL FRONT FENDER LH - ABS	1
			JF233105	DECAL FRONT FENDER RH - ABS	1
28	36JF0072	DCL S COWL P WHITE	JF233106	DECAL COWL SEAT- LH	1
			JF233107	DECAL COWL SEAT- RH	1

Kit List

Sr No	Kit Part No.	Kit Description	Consisting of Following Parts		
			Part No.	Description	Qty/Kit
29	36JF0073	DCL TANK SIDE COVER	JF233097	DECAL TANK SIDE COVER - LH	1
			JF233098	DECAL TANK SIDE COVER-RH	1
30	36JF0074	DCL F FENDER PLUM RED	JF233108	DECAL FENDER FR LH NON ABS	1
			JF233109	DECAL FENDER FR RH NON ABS	1
31	36JF0075	DCL F FNDR T BLUE-NON ABS	JF233110	DECAL FENDER FR LH NON ABS	1
			JF233111	DECAL FENDER FR RH NON ABS	1
32	36JF0076	DCL F FNDR P WHITE NON ABS	JF233113	DECAL FENDER FR RH NON ABS	1
			JF233112	DECAL FENDER F LH NON ABS	1
33	36JY0103	KIT FRICTION PLATE	JY551418	DISC FRICTION- A	4
			JY551420	DISC FRICTION - C	3
34	36JU0019	KIT FORK OIL SEAL	JG121013	SEAL OIL	1
			JG121011	INNER DUST SEAL	1
35	36JF0155	KIT DCL FENDER MAT BLACK	JF233135	DECAL FENDER FRONT LH ABS BLK	1
			JF233136	DECAL FENDER FRONT RH ABS BLK	1
36	36JF0136	KIT DCL FR FENDER MATT BLK	JF233143	DECAL FENDER FRONT LH BLACK	1
			JF233144	DECAL FENDER FRONT RH BLACK	1
37	36JF0137	KIT DCL S COWL MATT BLACK	JF233137	DECAL COWL SEAT LH BLACK	1
			JF233138	DECAL COWL SEAT RH BLACK	1
38	36JF0072	KIT DCL S COWL P WHITE	JF233106	DECAL COWL SEAT- LH	1
			JF233107	DECAL COWL SEAT- RH	1

Amendment Sheet

Page no.	Fig. no.	Old part no.	New part no.	Description	Updation date	Remarks
68	16	36DT0041	36PD0038	Minor Kit Master Cyl	04.07.17	ALTERNATE
88	21	JF171612	JF232611	Lock Set 3 in 1 with Fuel Tank Cap	04.07.17	ALTERNATE
116	1	-----	56JF2B4X	Side Cover LH Satin Black	11.07.17	Ref. Cir.IB:282
118	2	-----	56JF2C4X	Side Cover RH Satin Black	11.07.17	Ref. Cir.IB:282
118	3	-----	52JF0626	FR Fender Graphite Matt Blk Dcal Abs	11.07.17	Ref. Cir.IB:282
118	4	-----	52JF0627	FR Fender Graphite Matt Blk Dcal Non Abs	11.07.17	Ref. Cir.IB:282
118	5	-----	52JF0628	Seat Cowl LH Graphite Matt Blk Dcal	11.07.17	Ref. Cir.IB:282
118	6	-----	52JF0629	Seat Cowl RH Graphite Matt Blk Dcal	11.07.17	Ref. Cir.IB:282
116	7	-----	56JF148T	Side Mask LH Graphite Matt Black	11.07.17	Ref. Cir.IB:282
116	8	-----	56JF158T	Side Mask RH Graphite Matt Black	11.07.17	Ref. Cir.IB:282
116	9	-----	56JF208T	Tank Cover LH Graphite Matt Black	11.07.17	Ref. Cir.IB:282
116	10	-----	56JF218T	Tank Cvr Rh Grai Matt Bk	11.07.17	Ref. Cir.IB:282
116	11	-----	56JF228T	Tank Cvr Top Gra Matt Bk	11.07.17	Ref. Cir.IB:282
34	1	36JF0053	DI541204	Kit Clutch Cover with Nozel	02.08.17	ALTERNATE
82	22	KACM1035	LAC00124	Bolt	02.09.17	ALTERNATE
50	4	FD211006	JF191016	Grommet Seat	29.09.17	Ref. Cir. IB: 292
50	5	JL191017	JF191018	Seat Damper Front	29.09.17	Ref. Cir. IB: 292
50	7	DK211007	JF191017	Damper Seat Front	29.09.17	Ref. Cir. IB: 292
88	3	KADW0820	KADF0825	Bolt Flanged M8	29.09.17	Ref. Cir. IB: 292
88	5	DT171078	JF171068	Grommet Tank Mtg Front	29.09.17	Ref. Cir. IB: 292
88	13	JL171019	JF171067	Sleeve Tank Mtg	29.09.17	Ref. Cir. IB: 292
88	14	JL171020	JF171069	Grommet Tank Mtg RR	29.09.17	Ref. Cir. IB: 292
92	2	JF171037	LAC00133	Bolt special Tank Cover Mtg	29.09.17	Ref. Cir. IB: 292
92	3	JF171048	JF171066	Collar Cover Tank	29.09.17	Ref. Cir. IB: 292
92	4	JF171047	JF171065	Grommet Cover Tank	29.09.17	Ref. Cir. IB: 292
82	29	JF121045	-	Bracket Speed Sensor Cable	26.10.17	Remove
92	21	-	JF171057	Pad Tank Cover Top	26.10.17	Addition
80	4	JL161003	Dh191067	GRIP HAND LH	07.11.17	Updation
40	10	JG581437	--	Screw	17.11.17	Remove
40	11	DT351803	---	Sensor Throttle Position	17.11.17	Remove
108	21	JF351405	JF351404	EPM44 MTB SERIES	20.12.17	Updation
32	20	-----	JF171061	Tank Assly	21.12.17	Addition
40	1	-----	JF611202	Assly Throttle Body	21.12.17	Addition

Amendment Sheet

Page no.	Fig. no.	Old part no.	New part no.	Description	Updation date	Remarks
80	21	-----	JF232615	Set Lock	21.12.17	Addition
82	1	-----	JF121050	FORK FRONT	14.2.18	Ref. Cir. IB: 312
82	2	-----	JF121054	Tube Outer LH	14.2.18	Ref. Cir. IB: 312
82	3	-----	JF121055	Tube Outer RH	14.2.18	Ref. Cir. IB: 312
108	8	-----	JF401601	Horn	14.2.18	Ref. Cir. IB: 312
82	23	-----	JF121052	Leg Assembly LH	23.2.18	Ref. Cir. IB: 312
82	24	-----	JF121053	Leg Assembly RH	23.2.18	Ref. Cir. IB: 312
58	9	-----	52DT0503	Step Assly Main LH Slate Grey	7.3.18	Addition
58	10	-----	56JF181Y	Step pillion LH Slate Grey	7.3.18	Addition
58	13	-----	56JF3Y1Y	Step Holder RH Grey Matte Slate	7.3.18	Addition
58	15	-----	52DT0501	Step Assly Main RH Slate Grey	7.3.18	Addition
58	16	-----	56JF191Y	Step pillion RH Slate Grey	7.3.18	Addition
122	1	-----	56JF148T	Side mask LH	9.3.18	Ref. Cir. IB: 315
122	1	-----	56JF148Y	Side mask LH	9.3.18	Ref. Cir. IB: 315
122	1	-----	56JF148X	Side mask LH	9.3.18	Ref. Cir. IB: 315
122	2	-----	56JF158T	Side mask RH	9.3.18	Ref. Cir. IB: 315
122	2	-----	56JF158Y	Side mask RH	9.3.18	Ref. Cir. IB: 315
122	2	-----	56JF158X	Side mask RH	9.3.18	Ref. Cir. IB: 315
122	3	-----	56JF208T	Tank cover LH	9.3.18	Ref. Cir. IB: 315
122	3	-----	56JF208Y	Tank cover LH	9.3.18	Ref. Cir. IB: 315
122	3	-----	56JF208X	Tank cover LH	9.3.18	Ref. Cir. IB: 315
122	4	-----	56JF218T	Tank cover RH	9.3.18	Ref. Cir. IB: 315
122	4	-----	56JF218Y	Tank cover RH	9.3.18	Ref. Cir. IB: 315
122	4	-----	56JF218X	Tank cover RH	9.3.18	Ref. Cir. IB: 315
122	5	-----	56JF228T	Tank cover top	9.3.18	Ref. Cir. IB: 315
122	5	-----	56JF228Y	Tank cover top	9.3.18	Ref. Cir. IB: 315
122	5	-----	56JF228X	Tank cover top	9.3.18	Ref. Cir. IB: 315
122	6	-----	56JF398T	Belly pan RH	9.3.18	Ref. Cir. IB: 315
122	6	-----	56JF398Y	Belly pan RH	9.3.18	Ref. Cir. IB: 315
122	6	-----	56JF398X	Belly pan RH	9.3.18	Ref. Cir. IB: 315
122	7	-----	56JF388T	Belly pan LH	9.3.18	Ref. Cir. IB: 315
122	7	-----	56JF388Y	Belly pan LH	9.3.18	Ref. Cir. IB: 315
122	7	-----	56JF388X	Belly pan LH	9.3.18	Ref. Cir. IB: 315

Amendment Sheet

Page no.	Fig. no.	Old part no.	New part no.	Description	Updation date	Remarks
122	8	-----	52JF0746	Seat cowl LH + decal	9.3.18	Ref. Cir. IB: 315
122	8	-----	52JF0758	Seat cowl LH + decal	9.3.18	Ref. Cir. IB: 315
122	8	-----	52JF0783	Seat cowl LH + decal	9.3.18	Ref. Cir. IB: 315
124	9	-----	52JF0747	Seat cowl RH + decal	9.3.18	Ref. Cir. IB: 315
124	9	-----	52JF0759	Seat cowl RH + decal	9.3.18	Ref. Cir. IB: 315
124	9	-----	52JF0784	Seat cowl RH + decal	9.3.18	Ref. Cir. IB: 315
124	10	-----	52JF0731	Fr fender sat blk + decal	9.3.18	Ref. Cir. IB: 315
124	10	-----	52JF0727	Fr fen sat blk + blue decal	9.3.18	Ref. Cir. IB: 315
124	10	-----	52JF0732	Fr fen sat blk + r red decal	9.3.18	Ref. Cir. IB: 315
124	11	-----	52JF0627	Front fender decal	9.3.18	Ref. Cir. IB: 315
124	11	-----	52JF0728	Fr. Fen. sat blk + dec c blue	9.3.18	Ref. Cir. IB: 315
124	11	-----	52JF0733	Fr. Fen. sat blk + decal r red	9.3.18	Ref. Cir. IB: 315
124	12	-----	JF233198	Decal 3D	9.3.18	Ref. Cir. IB: 315
124	13	-----	JF233199	Decal 3D cowl seat	9.3.18	Ref. Cir. IB: 315
124	14	-----	JF541211	Label cover	9.3.18	Ref. Cir. IB: 315
124	15	-----	JF541212	Label bajaj	9.3.18	Ref. Cir. IB: 315
124	16	-----	36JF0156	Kit decal front fender	9.3.18	Ref. Cir. IB: 315
124	16	-----	36JF0158	Kit decal front fender c blue	9.3.18	Ref. Cir. IB: 315
124	16	-----	36JF0157	Kit decal front fender r red	9.3.18	Ref. Cir. IB: 315
124	17	-----	36JF0160	Kit decal front fender	9.3.18	Ref. Cir. IB: 315
124	17	-----	36JF0162	Kit decal front fender c blue	9.3.18	Ref. Cir. IB: 315
124	17	-----	36JF0161	Kit decal front fender r red	9.3.18	Ref. Cir. IB: 315
124	18	-----	36JF0164	Kit dcl seat cowl	9.3.18	Ref. Cir. IB: 315
126	19	-----	56DT3XY9	Step holder LH	9.3.18	Ref. Cir. IB: 315
126	20	-----	56DT3YY9	Step holder RH	9.3.18	Ref. Cir. IB: 315
126	21	-----	56DT4JY9	Step pillion assembly LH	9.3.18	Ref. Cir. IB: 315
126	22	-----	56DT4KY9	Step pillion assembly RH	9.3.18	Ref. Cir. IB: 315
126	23	-----	56DT09Y9	Frame	9.3.18	Ref. Cir. IB: 315
126	24	-----	56DT28Y9	Swing arm	9.3.18	Ref. Cir. IB: 315
126	25	-----	56DT6T37	Front wheel matte golden sand	9.3.18	Ref. Cir. IB: 315
126	26	-----	56DT6R37	Rear wheel matte golden sand	9.3.18	Ref. Cir. IB: 315
126	27	-----	56JF1X36	Cap oil filter	9.3.18	Ref. Cir. IB: 315
126	28	-----	52DT0641	Magneto cover assy complete	9.3.18	Ref. Cir. IB: 315

Amendment Sheet

Page no.	Fig. no.	Old part no.	New part no.	Description	Updation date	Remarks
126	29	-----	36JF0165	Clutch cover with plug	9.3.18	Ref. Cir. IB: 315
26	1	DT541014	36JF0051	Kit Assly Crankcase LH	21.3.18	Alternate
58	17	-----	30101236	Ball - Steel	06.06.18	Add
58	18	-----	GF161143	Spring :- Pillion Footrest	06.06.18	Add
88	1	-----	JF171061	Tank Assembly	31.07.18	Add
74	1	JF131815	JF131840	ABS Unit -Wet K10 2ch	01.08.18	Alternate Updated
54	12	-----	JF181320	Cover Frame Front	25.09.18	Addition
86	7	JF181314	52JF0817	Assly Belly Pan	16.10.18	Alternate Updated
56	14	-----	JF990410	Bracket Slider Chain	25.10.18	Ref.Cir-343
56	15	-----	LAC00115	Bolt	25.10.18	Ref.Cir-IB 343

Parts Index

Part Number	Figure No.	Page No.	Part Number	Figure No.	Page No.
30101195	3	36	39199020	14	34
30101236	17	58	39199819	10	78
30141031	6	58	39200511	13	24
30151082	12	72	39201619	7	34
30191038	14	76	39203804	11	72
30191048	3	108	39214124	13	92
30201064	4	108	39218106	4	14
31101173	7	16	39218106	17	26
39019811	15	76	39218520	7	24
39019811	14	86	39220307	4	16
39023911	3	94	39242511	5	44
39023911	11	96	39244011	1	6
39023911	8	102	39254220	3	12
39023911	10	106	39256220	8	24
39032615	9	60	39256220	18	26
39042215	6	62	39260120	6	24
39080808	16	76	39260801	14	4
39104119	15	34	39266921	14	12
39104319	8	26	39270411	5	32
39105315	7	56	39270411	15	102
39128321	16	4	39271115	6	32
39135315	10	110	39272315	9	52
39150711	9	108	01100905	11	22
39153721	3	34	36DH1902	4	68
39155304	11	80	36DT0034	14	68
39166511	3	28	36DV0007	9	54
39169801	24	76	36JF0050	6	2
39183911	20	92	36JF0051	1	26
39183911	12	102	36JF0052	2	24
39186420	3	24	36JF0054	17	16
39188020	2	12	36JF0054	2	38
39190701	6	92	36JF0055	9	12
39195604	10	108	36JF0056	21	72
39197015	14	44	36JF0058	7	6

Parts Index

Part Number	Figure No.	Page No.	Part Number	Figure No.	Page No.
36JF0059	1	14	36JF0099	55	8
36JF0060	2	14	36JF0100	56	8
36JF0062	12	82	36JF0101	57	8
36JF0063	7	82	36JF0102	58	10
36JF0064	12	68	36JF0103	59	10
36JF0064	2	74	36JF0104	60	10
36JF0065	3	74	36JF0105	61	10
36JF0066	4	74	36JF0136	1	120
36JF0067	1	120	36JF0137	4	120
36JF0068	4	120	36JF0155	1	120
36JF0069	1	120	36JF0156	16	124
36JF0070	4	120	36JF0157	16	124
36JF0071	1	120	36JF0158	16	124
36JF0072	4	120	36JF0160	17	124
36JF0074	1	120	36JF0161	17	124
36JF0075	1	120	36JF0162	17	124
36JF0076	1	120	36JF0164	18	124
36JF0078	5	74	36JF0165	29	126
36JF0079	3	76	36JG0083	21	76
36JF0080	12	68	36JL0039	6	28
36JF0082	17	68	36JU0015	11	108
36JF0083	10	70	36JU0019	29	84
36JF0084	11	70	36JY0029	10	6
36JF0088	10	70	36JY0030	11	6
36JF0089	37	8	36JY0031	12	6
36JF0090	39	8	36JY0032	13	6
36JF0091	41	8	36JY0033	14	6
36JF0092	43	8	36JY0034	15	6
36JF0093	45	8	36JY0035	16	6
36JF0094	47	8	36JY0036	17	6
36JF0095	49	8	36JY0037	19	6
36JF0096	51	8	36JY0038	21	6
36JF0097	56	8	36JY0039	23	6
36JF0098	54	8	36JY0040	25	6

Parts Index

Part Number	Figure No.	Page No.	Part Number	Figure No.	Page No.
36JY0041	27	6	52JF0299	12	118
36JY0043	31	8	52JF0300	10	118
36JY0044	33	8	52JF0301	11	118
36JY0045	35	8	52JF0302	9	116
36JY0046	36	8	52JF0304	12	118
36JY0047	38	8	52JF0305	10	118
36JY0048	40	8	52JF0306	11	118
36JY0049	42	8	52JF0320	12	118
36JY0050	44	8	52JF0321	12	118
36JY0051	46	8	52JF0322	12	118
36JY0052	48	8	52JF0328	20	108
36JY0053	50	8	52JF0611	12	118
36JY0054	52	8	52JF0612	12	118
36JY0055	53	8	52JF0627	11	124
36JY0056	18	6	52JF0727	10	124
36JY0057	20	6	52JF0728	11	124
36JY0058	22	6	52JF0731	10	124
36JY0059	24	6	52JF0732	10	124
36JY0060	26	6	52JF0733	11	124
36JY0061	28	6	52JF0746	8	122
36JY0062	30	8	52JF0747	9	124
36JY0063	32	8	52JF0758	8	122
36JY0064	34	8	52JF0759	9	124
36JY0102	26	18	52JF0783	8	122
36JY0103	7	38	52JF0784	9	124
36PD0038	16	68	52JF0817	7	86
52DT0501	15	58	52JY0667	22	108
52DT0503	9	58	56DT09Y9	23	126
52DT0641	28	126	56DT28Y9	24	126
52JF0062	7	22	56DT3XY9	19	126
52JF0294	12	118	56DT3YY9	20	126
52JF0295	10	118	56DT4JY9	21	126
52JF0296	11	118	56DT4KY9	22	126
52JF0297	8	116	56DT6R37	26	126

Parts Index

Part Number	Figure No.	Page No.	Part Number	Figure No.	Page No.
56DT6T37	25	126	56JF246B	1	86
56JF141U	4	116	56JF256B	2	86
56JF141V	4	116	56JF2B4X	8	116
56JF148T	1	122	56JF2C4X	9	116
56JF148X	1	122	56JF388T	7	122
56JF148Y	1	122	56JF388X	7	122
56JF14W3	4	116	56JF388Y	7	122
56JF151U	5	116	56JF398T	6	122
56JF151V	5	116	56JF398X	6	122
56JF158T	2	122	56JF398Y	6	122
56JF158X	2	122	56JF3X1Y	1	58
56JF158Y	2	122	56JF3Y1Y	13	58
56JF15W3	5	116	AA101437	5	24
56JF181Y	10	58	AA101437	9	34
56JF191Y	16	58	AN111015	9	48
56JF1X36	27	126	BF185019	11	86
56JF201U	6	116	BF185019	10	102
56JF201V	6	116	BF621402	8	46
56JF208T	3	122	CB101009	7a	6
56JF208X	3	122	CB101022	6	6
56JF208Y	3	122	CS101128	11	12
56JF20W3	6	116	DD111011	8	48
56JF211U	7	116	DD111012	4	48
56JF211V	7	116	DE151046	10	76
56JF218T	4	122	DE151047	3	70
56JF218X	4	122	DE151047	9	76
56JF218Y	4	122	DE191010	10	68
56JF21W3	7	116	DE191010	12	74
56JF221U	2	116	DE191010	8	76
56JF221V	2	116	DE191028	7	68
56JF228T	5	122	DE191029	6	68
56JF228X	5	122	DE191033	15	68
56JF228Y	5	122	DE191033	5	70
56JF22W3	2	116	DF161102	5	62

Parts Index

Part Number	Figure No.	Page No.	Part Number	Figure No.	Page No.
DG101275	15	16	DK151026	2	64
DG121002	12	42	DK151045	20	76
DG151005	9	66	DK151063	7	76
DG171016	4	56	DK151069	11	68
DG171018	5	56	DK151069	13	74
DG171019	3	56	DK151069	4	76
DG181003	8	54	DK151073	17	76
DG181004	7	54	DK151074	18	76
DH101295	2	6	DK151081	4	72
DH111013	11	48	DK151082	5	72
DH111016	10	48	DK151085	13	76
DH161146	8	62	DK151088	11	76
DH161155	7	44	DK151089	12	76
DH191068	5	80	DK181007	5	82
DJ151074	7	70	DK181025	21	82
DJ151075	8	70	DK181050	10	54
DJ161069	13	60	DK181051	11	54
DJ161091	4	60	DK181075	5	54
DJ161229	10	86	DK181075	27	82
DJ161229	7	92	DK211007	7	50
DJ161229	9	94	DP101191	9	24
DJ161229	9	102	DP161094	6	78
DJ161229	6	106	DP161145	13	106
DJ181065	12	96	DS101154	10	28
DJ181065	16	102	DS101215	12	34
DJ191029	2	68	DS121126	13	42
DJ191030	3	68	DS141012	7	94
DJ191031	5	68	DS161125	12	60
DJ201109	9	68	DS161287	2	50
DJ201173	22	106	DT111134	1	54
DK101225	9	4	DT113014	12	58
DK101284	2	46	DT113015	14	58
DK101340	10	4	DT113205	2	62
DK111028	12	4	DT113825		110

Parts Index

Part Number	Figure No.	Page No.	Part Number	Figure No.	Page No.
DT113827	2	54	DT181007	1	94
DT113841	3	90	DT181022	12	108
DT113848	10	52	DT181297	4	100
DT113848	13	56	DT181306	1	102
DT113850	6	74	DT181307	12	86
DT113851	4	110	DT181308	1	100
DT113855	3	48	DT181316	17	108
DT121001	2	82	DT181317	18	108
DT121002	3	82	DT181433	10	60
DT121013	9	82	DT231407	11	114
DT121015	8	82	DT231410	12	114
DT121016	6	82	DT232605	10	50
DT121020	14	82	DT351800	2	26
DT121021	15	82	DT401002	1	104
DT122017	1	56	DT401003	2	104
DT131017	12	66	DT401020	13	102
DT131017	14	66	DT401021	5	106
DT131210	16	72	DT402226	2A	110
DT131214	23	72	DT402404	5	66
DT131826	1	76	DT402404	6	72
DT131867	7	66	DT531200	8	28
DT131875	10	74	DT541202	6	36
DT131878	14	74	DT541204	1	34
DT171061	10	88	DT541209	1	36
DT171074	9	90	DT561205	9	22
DT171075	4	88	DT581016	2	42
DT171078	5	88	DT581028	4	42
DT171087	18	88	DT581062	5	42
DT171089	19	88	DT581072	7	42
DT171814	20	88	DT581074	10	42
DT171834	6	90	DT581079	1	42
DT171839	16	88	DT581401	3	40
DT171846	13	90	DT591305	12	44
DT171847	12	90	DT601218	12	32

Parts Index

Part Number	Figure No.	Page No.	Part Number	Figure No.	Page No.
DT601219	13	32	JF121055	3	82
FD211006	4	50	JF122013	11	56
GF161143	18	58	JF122014	3	72
JA541021	5	26	JF122015	10	56
JB591068	3	44	JF122016	8	56
JC191009	9	78	JF122048	6	56
JD131811	6	66	JF131012	3	64
JD191006	9	50	JF131024	13	66
JD351207	7	48	JF131024	15	66
JF111175	3	52	JF131217	4	64
JF111179	3	54	JF131230	25	72
JF113003	1	58	JF131814	2	76
JF113012	5	58	JF131816	8	68
JF113014	22	76	JF131817	8	66
JF113015	13	58	JF131840	1	74
JF113204	1	62	JF131846		66
JF113414	1	52	JF131850	1	70
JF113415	2	52	JF131853	30	84
JF113817	14	50	JF131854	15	74
JF113818	20	106	JF131857	1	70
JF113828	15	44	JF131861	10	72
JF113842	6	110	JF151041	1	80
JF121029	1	82	JF151042	15	80
JF121030	23	80	JF151044	19	80
JF121033	16	82	JF151045	17	80
JF121034	23	82	JF151047	6	44
JF121035	24	82	JF151047	18	80
JF121036	11	82	JF151048	28	82
JF121037	13	82	JF161004	5	78
JF121038	10	82	JF161006	1	78
JF121050	1	82	JF161007	2	78
JF121052	23	82	JF161008	9	80
JF121053	24	82	JF161204	2	98
JF121054	2	82	JF161205	1	98

Parts Index

Part Number	Figure No.	Page No.	Part Number	Figure No.	Page No.
JF171019	16	92	JF181269	2	96
JF171019	3	116	JF181270	17	102
JF171022	1	92	JF181271	2	106
JF171022	1	116	JF181273	15	108
JF171023	6	88	JF181277	6	102
JF171024	7	88	JF181283	19	82
JF171025	8	88	JF181284	18	82
JF171026	9	88	JF181285	17	82
JF171028	12	92	JF181307	14	106
JF171029	18	92	JF181308	14	108
JF171033	1	88	JF181309	15	86
JF171035	8	92	JF181316	3	100
JF171036	9	92	JF181320	12	54
JF171037	2	92	JF181420	7	106
JF171043	19	92	JF181421	24	106
JF171047	4	92	JF181422	19	106
JF171048	3	92	JF181424	23	106
JF171054	15	92	JF181429	1	60
JF171057	21	92	JF181432	11	60
JF171061	1	88	JF181433	3	60
JF171065	4	92	JF181434	6	60
JF171066	3	92	JF191009	1	50
JF171067	13	88	JF191012	8	50
JF171068	5	88	JF191016	4	50
JF171069	14	88	JF191017	7	50
JF171603	11	88	JF191018	5	50
JF171607	16	90	JF231000	1	112
JF171612	21	88	JF231208	6	114
JF171802	15	88	JF231211	8	114
JF171807	18	90	JF231216	1	114
JF181257	5	86	JF231217	2	114
JF181262	27	32	JF232611	21	80
JF181265	9	96	JF232615	21	80
JF181266	5	102	JF233099	2	120

Parts Index

Part Number	Figure No.	Page No.	Part Number	Figure No.	Page No.
JF233118	3	120	JF511222	1	12
JF233198	12	124	JF511223	8	12
JF233199	13	124	JF511233	4	6
JF351011	1	46	JF511234	5	6
JF351013	5	46	JF511235	6	12
JF351014	17	46	JF511240	5	12
JF351208	1	48	JF511249	12	12
JF351210	6	48	JF521300	5	14
JF351212	5	48	JF531017	13	16
JF351404	21	108	JF531020	1	16
JF351600	14	46	JF531021	11	16
JF401405	12	62	JF531213	11	28
JF401410	7	80	JF541016	25	26
JF401411	8	80	JF541017	26	26
JF401601	8	108	JF541204	4	34
JF402004	12	48	JF541208	18	34
JF402211	6	108	JF541210	17	34
JF402212	5	108	JF541211	14	124
JF402234	16	46	JF541212	15	124
JF402235	1A	108	JF551500	10	38
JF402245	1	108	JF561408	6	22
JF402406	1	96	JF561410	8	22
JF402407	17	92	JF591033	2	44
JF402409	1	96	JF591065	10	44
JF402410	17	92	JF591116	16	44
JF402413	5A	66	JF591120	1	44
JF501011	1	24	JF591134	18	44
JF511041	1	2	JF591135	9	44
JF511042	3	6	JF601201	1	32
JF511046	2	2	JF601202	14	32
JF511049	18	4	JF601203	10	32
JF511052	17	4	JF601205	2	32
JF511204	8	6	JF611201	6	40
JF511208	9	6	JF611202	1	40

Parts Index

Part Number	Figure No.	Page No.	Part Number	Figure No.	Page No.
JF611203	1	40	JG511270	15	12
JF990410	14	56	JG531040	8	16
JG131001	11	66	JG531215	15	28
JG131038	1	64	JG541021	6	34
JG131220	9	72	JG541230	2	34
JG131228	20	72	JG541232	2	36
JG131235	18	72	JG561008	2	20
JG131245	5	64	JG561009	11	24
JG131821	5	76	JG561010	3	20
JG151022	6	80	JG561204	14	24
JG161008	10	80	JG561205	12	24
JG161010	1	68	JG561216	4	22
JG161010	13	80	JG561217	3	22
JG171029	24	32	JG561218	2	22
JG171086	10	90	JG561222	4	20
JG171601	8	90	JG561226	10	24
JG181239	26	76	JG571014	17	24
JG181255	8	106	JG571016	18	24
JG181259	6	86	JG581056	14	42
JG191008	3	50	JG591070	19	44
JG232606	13	50	JG591100	11	44
JG351400	13	4	JG601005	14	28
JG351805	9	40	JG601007	16	24
JG401006	11	106	JG601007	21	24
JG401036	17	106	JG601012	5	28
JG402002	7	108	JG601014	9	32
JG402228	3A	110	JG601016	17	32
JG402229	2B	110	JG601209	15	32
JG402230	2C	110	JG601210	16	32
JG402234	3B	110	JG601211	21	32
JG511010	17	44	JG601213	23	32
JG511021	5	2	JG601230	22	32
JG511046	6	4	JG601235	3	32
JG511269	7	12	JG601237	7	32

Parts Index

Part Number	Figure No.	Page No.	Part Number	Figure No.	Page No.
JG611006	8	40	JL191017	5	50
JG611206	5	40	JL231003	2	112
JH181255	5	94	JL231209	7	114
JH181255	4	102	JL231600	25	80
JK191005	6	50	JL231601	26	80
JL111103	7	52	JL232604	11	50
JL113000	9	58	JL351218	11	4
JL113007	15	58	JL401406	8	78
JL113014	10	58	JL403000	2	108
JL113016	16	58	JL403001	25	108
JL113036	11	58	JL403200	24	108
JL113209	7	62	JL531203	7	28
JL113809	4	54	JL541222	13	34
JL113818	10	62	JL541223	4	36
JL113825	13	108	JL541227	11	34
JL122026	2	56	JL561409	10	22
JL131000	3	66	JL561410	12	22
JL131211	24	72	JL571001	19	24
JL131216	14	72	JL601005	1	28
JL131220	6	76	JL601010	22	24
JL131805	6	70	JL601213	25	32
JL131806	2	70	JL601215	26	32
JL131807	4	70	JL601216	4	32
JL131825	9	70	JL601235	20	32
JL131832	6	70	JM191014	7	78
JL131834	1	76	JN351604	1	110
JL131877	19	76	JP581018	11	42
JL131878	23	76	JU131222	17	72
JL151035	3	80	JU131802	8	72
JL161003	4	80	JU231205	4	52
JL171019	13	88	JU232800	1	106
JL171020	14	88	JY113842	14	90
JL171836	15	90	JY121011	20	80
JL181027	5	92	JY171069	5	90

Parts Index

Part Number	Figure No.	Page No.	Part Number	Figure No.	Page No.
JY171070	11	90	JY551008	12	18
JY171077	1	90	JY551010	4	18
JY171090	12	88	JY551018	25	18
JY171090	7	90	JY551021	7	18
JY171825	17	90	JY551022	2	18
JY181255	17	86	JY551023	1	18
JY181284	4	86	JY551024	11	18
JY401024	3	104	JY551027	19	18
JY401025	4	104	JY551029	27	18
JY401404	24	80	JY551030	28	18
JY402235	22	88	JY551205	22	18
JY403604	5	110	JY551212	12	16
JY521006	3	14	JY551214	6	18
JY531005	5	16	JY551215	10	18
JY531008	14	16	JY551217	24	18
JY531027	3	16	JY551218	20	18
JY531036	2	16	JY551221	9	46
JY541009	10	12	JY551225	12	46
JY541024	19	26	JY551226	13	46
JY541031	10	26	JY551228	9	18
JY541034	14	26	JY551229	5	18
JY541038	9	20	JY551230	3	18
JY541039	8	20	JY551231	8	18
JY541040	10	46	JY551232	23	18
JY541047	4	24	JY551233	14	18
JY541050	24	26	JY551234	18	18
JY541058	12	26	JY551235	16	18
JY541080	29	26	JY551236	21	18
JY541081	28	26	JY551237	15	18
JY541220	8	34	JY551401	1	38
JY541225	5	34	JY551402	6	46
JY541276	8	36	JY551403	3	38
JY551005	17	18	JY551404	14	38
JY551006	13	18	JY551435	4	38

Parts Index

Part Number	Figure No.	Page No.	Part Number	Figure No.	Page No.
JY551436	8	38	JZ403601	9	62
JY551437	9	38	KAAC0825	5	60
JY551438	13	38	KACA0635	13	86
JY551439	15	38	KACA0818	10	114
JY551441	6	38	KACA0820	2	58
JY551442	5	38	KACB0622	9	114
JY551443	16	38	KACF0612	18	86
JY561001	1	20	KACF0612	7	110
JY561002	7	20	KACF1030	4	82
JY561004	6	20	KACM0650	2	80
JY561007	10	20	KADA0510	10	92
JY561008	11	20	KADA0610	15	106
JY561205	1	22	KADA0612	4	90
JY571008	20	26	KADB0516	11	62
JY571009	23	26	KADC0516	2	88
JY571012	1	30	KADD0610	4	94
JY571015	7	30	KADD0610	21	106
JY571023	4	30	KADD0612	9	106
JY571024	6	30	KADD0635	6	52
JY571030	6	26	KADF0625	12	50
JY581016	8	42	KADF0825	3	88
JY581028	9	42	KADF0840	13	44
JY581405	2	40	KADM0622	5	22
JY581405	6	42	KADQ0625	15	46
JY601215	11	32	KADW0820	3	88
JY601241	8	32	KADW1050	8	44
JY611000	7	40	KADW10B0	8	52
JY621411	7	46	KADY0870	4	62
JZ131875	3	78	KAED0608	8	74
JZ161028	12	80	KAED0612	7	74
JZ171055	2	90	KAED0620	2	48
JZ181271	8	94	KAED0622	13	48
JZ181365	5	96	KAED0622	16	108
JZ232814	3	106	KAED0625	19	108

Parts Index

Part Number	Figure No.	Page No.	Part Number	Figure No.	Page No.
KAEW0616	20	24	KHAA2015	4	78
KAEW0616	28	32	KHAA2520	8	58
KAEW0616	4	66	KJAC1824	15	4
KAEW0616	7	72	KPAC6205	19	72
KAew0620	13	12	KPBC6202	10	66
KAew0620	2	28	KPBC6202	15	72
KAEW0625	11	74	KPBC6302	13	72
KAEW0635	9	26	KPBF6304	9	28
KAEW0635	10	34	LAC00005	5	104
KAEW0635	5	36	LAC00008	8	110
KAEW0650	7	36	LAC00024	5	20
KBBP0514	7	60	LAC00054	2	100
KBBP0530	2	102	LAC00079	3	58
KBRF3510	11	92	LAC00086	13	28
KBUA0512	9	86	LAC00091	16	80
KBUA0614	14	102	LAC00099	4	44
KBUa0630	3	42	LAC00103	14	80
KBUB0508	4	96	LAC00105	12	56
KBUF0614	10	96	LAC00106	1	4
KBUF0614	7	102	LAC00107	3	4
KBUH0514	14	92	LAC00108	2	60
KBUH0514	11	102	LAC00109	5	114
KBUH0514	4	106	LAC00110	3	114
KCAA0504	7	96	LAC00115	15	56
KCAM0806	9	56	LAC00119	13	114
KCGD0606	23	108	LAC00124	22	82
KDAA0510	3	102	LAC00133	2	92
KDAA0816	7	58	LAD00037	13	68
KDAE0510	8	60	LAD00063	4	26
KDBa0512	3	96	LAD00077	25	76
KDBE0613	4	114	LAD00077	22	80
KEAB1010	2	30	LAD00102	8	96
KEBA3715	11	26	LAD00102	19	102
KEBB4217	4	12	LAD00124	3	46



Parts Index

Part Number	Figure No.	Page No.
LAD00141	3	2
LAD00142	4	2
LAD00154	17	88
LAD00163	7	4
LAD00166	17	38
LAD00184	3	62
LAD00193	20	82
LAD00199	25	82
LAE00001	15	24
LAE00010	3	26
LAE00017	29	18
LAE00018	8	30
LAE00021	9	74
LAE00042	11	46
LAE00048	4	28
LAE00049	19	32
LBB00007	13	26
LBB00007	27	26
LBC00003	4	40
LBR00003	12	106
LBU00053	3	86
LBU00055	8	86
LBU00057	16	86
LBU00065	2	94
LBU00069	6	94
LCA00008	18	106
LCG00002	16	16
LCG00008	16	106
LCG00009	11	38
LCG00024	5	4
LCH00002	5	52
LCJ00005	1	66
LCJ00005	1	72
LCL00004	22	72

Part Number	Figure No.	Page No.
LDA00012	7	104
LDA00014	2	4
LDA00015	4	4
LDA00017	3	30
LDB00007	6	96
LDB00020	16	34
LDB00033	10	16
LDB00041	4	46
LDB00051	12	28
LDB00056	11	78
LDB00057	2	66
LDB00057	2	72
LDB00072	9	110
LDB00074	25	106
LDF00002	6	104
LDH00002	9	16
LFB00001	6	16
LHD00001	5	30
LHE00003	4	58
LJA00002	21	26
LJA00004	7	26
LJA00005	18	32
LJA00006	22	26
LJA00009	8	4
LPA00004	12	38
LPB00002	16	26
LPB00003	15	26
PA401600	8	108
PD151006	6	54
PD151006	26	82
PF181211	18	102



Parts Index

Part Number	Figure No.	Page No.

Part Number	Figure No.	Page No.