



Bajaj Auto Limited
Akurdi Pune 411 035 India
Tel +91 20 27472851
Fax +91 20 27407385
www.bajajauto.com

Spare Parts Catalogue





Notice

All information contained in this manual is based on the latest product information at the time of publication. Bajaj Auto Limited accepts no liability for any inaccuracies or omissions in this publication, although every possible care has been taken to make it as complete and accurate as possible. All procedures and specifications subject to change without prior notice. The right is reserved to make such changes at any time without prior notice and without incurring an obligation to make such changes to product manufactured previously. Contact your authorized Bajaj Dealer for the latest information on product improvements incorporated after this manual was issued.

DOC. NO.: XXXXXXXX

REV. 00, MARCH 16

Copy rights : All rights reserved. No part of this publication may be reproduced, stored in a retrieval system, Or transmitted in any form or by any means, electronic mechanical photocopying, recording or otherwise, without the prior written permission of Bajaj Auto LTD.



Foreword

We have pleasure in presenting the Spare Parts Catalogue for **V15** Motorcycle. This catalogue has been specially designed to assist you in selecting the correct parts for procurement to maintain 100% availability.

The Bajaj spares are subjected to the stringent quality control standards to ensure longer life of the vehicle. It is therefore necessary that only the Genuine Bajaj Spares are used.

In a continual effort to improve Performance and Efficiency of the vehicles, Specifications, Diagrams, Illustrations and Part Numbers can change without notice. Consequently, the description in this Spare Parts Catalogue cannot therefore be final and binding on us.

The modifications / alterations which are carried out after the issue of this catalogue, will be conveyed to you through our Service Circulars. You are requested to make necessary corrections in the Parts Catalogue as per the circulars so as to keep your catalogue up-to-date. This will ensure the appropriate and speedy delivery of the Spare Parts as the order placed will bear the latest part numbers.

In case, if you need any technical assistance contact the concerned Regional Office or write to us on the following address :

Bajaj Auto Limited



Instructions

- 1. How to Read the Catalogue :** Open the catalogue and from the pictorial index locate the group in which the part you want to find is present. Turn over to the concerned page number (as given by pictorial index). Now find out the figure of the part you wish to order. Write down the part number against that particular figure number from the text.

In case, if you have the part number and you need the other details, the part index can be used. The part index (at the end of the catalogue) will give you the figure and page number of the part you wish to order.

- 2. How to Order Spare Parts :** The part number and the description of the part required should be invariably mentioned in the order as per the catalogue text.

The latest part number as conveyed through our service circulars should only appear on the order. In case of ordering painted components, colour shade of the components should be mentioned.

The quantity shown against the part number is the quantity per vehicle for that group so that particular quantity should be multiplied by the number of sets required.

- 3. Part Number System :** We have used 8 digit system for part numbers. The model or hardware item is indicated by first two digits or alphanumeric, the next two or four digits indicate main group and the last four or two digits indicate serial number in main group or serial number or subgroup of fastener respectively. Thus the part numbers will be indicated by 2-2-4 or 2-4-2 digit system. Understanding this system will enable you to identify the spare parts easily.

- 4. Abbreviations :** The following abbreviations are used in this catalogue.

Assly	Assembly	V	Volts
N.I.	Not illustrated	W	Watts
C'case	Crankcase	Accl.	Accelerator
Cyl	Cylinder	Comp.	Complete
O/s	Over size	Fr.	Front
Rr.	Rear	Std.	Standard
L	Length	A/t.	Alternate
R.H.	Right hand	L.H.	Left hand
Hex.	Hexagonal	AR	As required



Index

Plate No.	Description	Page No.
1	Cover Cylinder Head	2
2	Cylinder Head	4
3	Valve	6
4	Camshaft / Tensioner	8
5	Cylinder and Piston	10
6	Crankshaft	12
7	Transmission	14
8	Change Drum / Shift Fork	16
9	Gear Change Mechanism	18
10	Engine Assly / Crankcase RH	20
11	Crankcase LH	22
12	Oil Pump	24
13	Cover Clutch	26
14	Cover Magneto	28
15	Clutch Assly	30
16	Carburetor	32
17	Sai Unit	34
18	Air Cleaner Complete	36
19	Silencer Assly	38
20	Starter Assly	40
21	H.T. Coil	42
22	Seat Assly / Seat Lock	44
23	Engine Mountings	46
24	Frame and Frame Fitting	48
25	Swing Arm / Rear Shock Absorber	50
26	Pillion Foot Rest / Holder	52
27	Mudguard- Front & Rear	54
28	Stand Assembly	56
29	Tyre/ Tube / Rim	58
30	Front Hub	62



Index

Plate No.	Description	Page No.
31	Front Master Cylinder	62
32	Front Disc Brake	64
33	Rear Hub	66
34	Rear Brake Pedal	68
35	Handle Bar Assly	70
36	Front Fork	72
37	Petrol Tank, Cap Tank & Gauge Fuel	74
38	Control Cables	76
39	Meter Assly.	78
40	Fairing	80
42	Head Lamp	82
43	Fairing Structure And Speedometer	84
44	Fitting Seat Cover And Tail Lamp	86
45	Indicator Assembly	88
46	Mirror Assembly & Number Plate	90
47	Electrical Equipments	92
48	Tool Kit	94
49	Accessories / Grab Handle	96
50	Painted Parts & Decals	98



Pictorial Index

PLATE NO. : 1
COVER CYLINDER HEAD

PAGE NO.
1




PLATE NO. : 2
CYLINDER HEAD

PAGE NO.
3

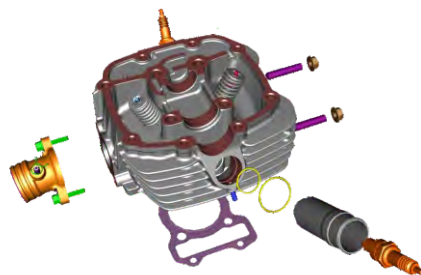


PLATE NO. : 3
VALVE

PAGE NO.
5


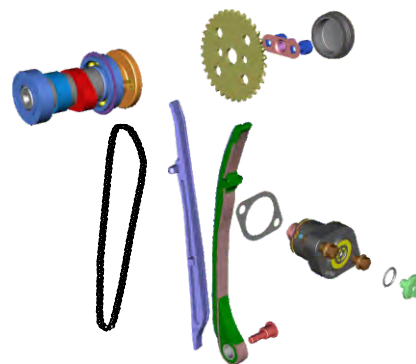


PLATE NO. : 4
CAMSHAFT / TENSIONER

PAGE NO.
7



Pictorial Index

PLATE NO. : 5
CYLINDER & PISTON

PAGE NO.
9

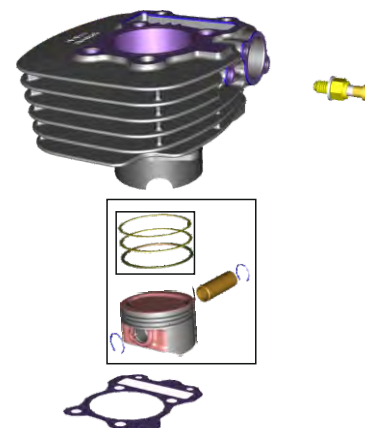


PLATE NO. : 6
CRANKSHAFT

PAGE NO.
11

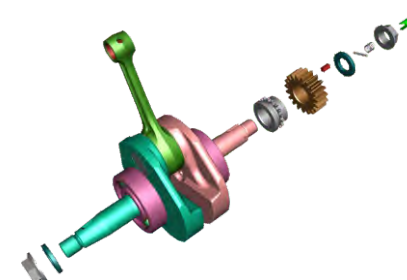


PLATE NO. : 7
TRANSMISSION

PAGE NO.
13

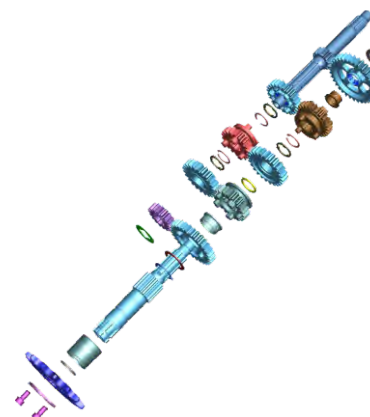
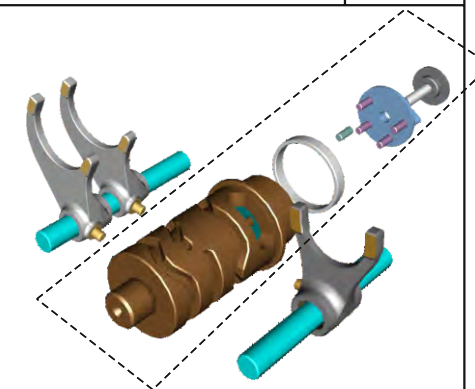


PLATE NO. : 8
CHANGE DRUM / SHIFT FORK

PAGE NO.
15





Pictorial Index


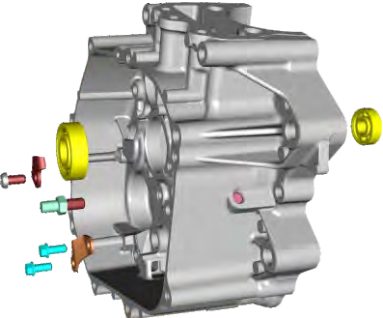
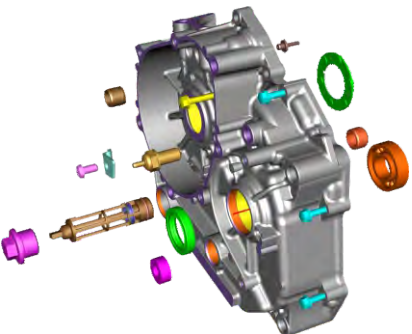
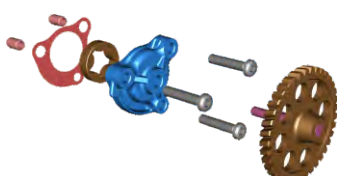
PLATE NO. : 9 GEAR CHANGE MECHANISM	PAGE NO. 17	PLATE NO. : 10 ENGINE ASSLY & CRANKCASE RH	PAGE NO. 19
			

PLATE NO. : 11 CRANKCASE LH	PAGE NO. 21	PLATE NO. : 12 OIL PUMP	PAGE NO. 23
			



Pictorial Index

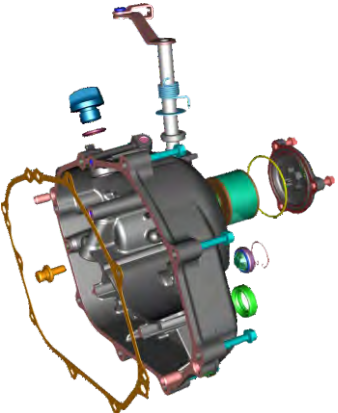
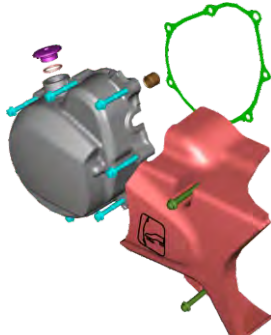
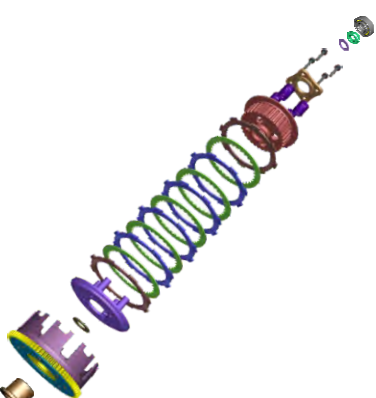
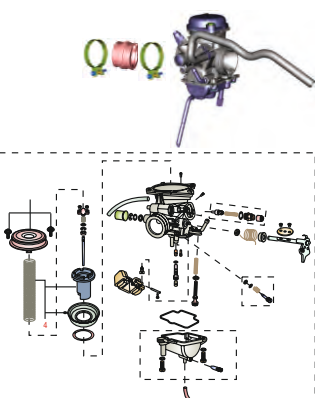
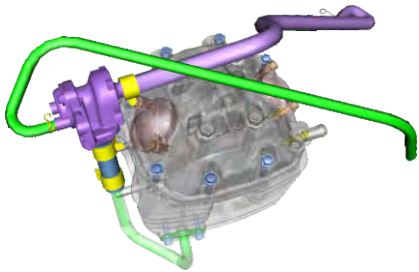
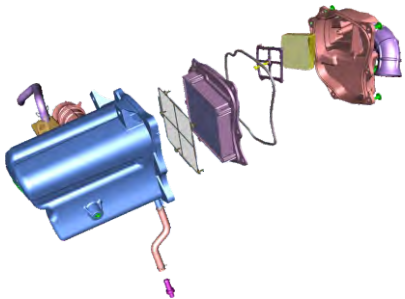
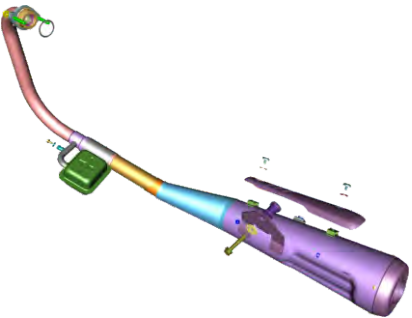

PLATE NO. : 13 COVER CLUTCH	PAGE NO. 25	PLATE NO. : 14 COVER MAGNETO	PAGE NO. 27
			

PLATE NO. : 15 CLUTCH ASSEMBLY	PAGE NO. 29	PLATE NO. : 16 CARBURETOR	PAGE NO. 31
			


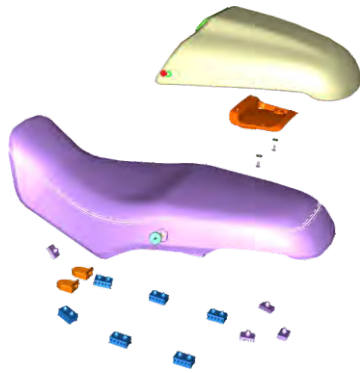

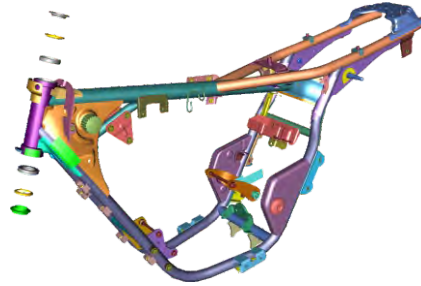


Pictorial Index

PLATE NO. : 17 SAI UNIT	PAGE NO. 33	PLATE NO. : 18 AIR CLEANER COMPLETE	PAGE NO. 35
			
PLATE NO. : 19 SILENCER ASSEMBLY	PAGE NO. 37	PLATE NO. : 20 STARTER ASSEMBLY	PAGE NO. 39
			



Pictorial Index

PLATE NO. : 21 H T COIL AND REGULATOR ASSEMBLY	PAGE NO. 41	PLATE NO. : 22 SEAT ASSEMBLY	PAGE NO. 43
			
PLATE NO. : 23 FRAME AND FITTINGS	PAGE NO. 45	PLATE NO. : 24 FRAME & FITTINGS	PAGE NO. 47
			



Pictorial Index

PLATE NO. : 25
SWING ARM ASSEMBLY

PAGE NO.
49

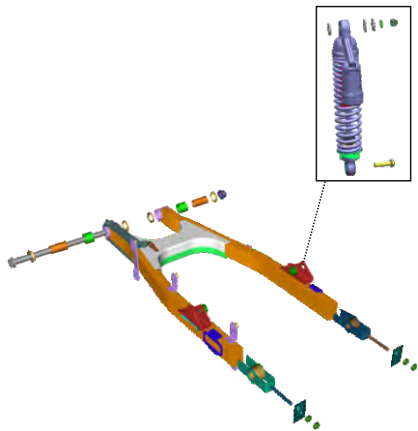


PLATE NO. : 26
PILLION FOOTREST & HOLDER

PAGE NO.
51

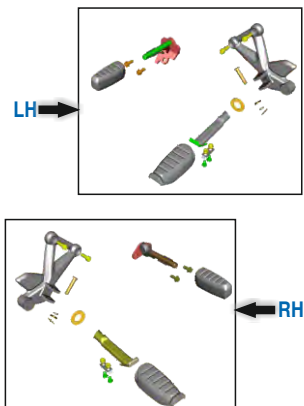


PLATE NO. : 27
MUD GUARD FRONT & REAR

PAGE NO.
53


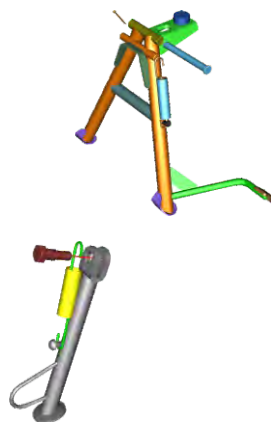


PLATE NO. : 28
STAND ASSEMBLY

PAGE NO.
55



Pictorial Index

PLATE NO. : 29
TYRE & TUBE

PAGE NO.
57




PLATE NO. : 30
FRONT HUB

PAGE NO.
59

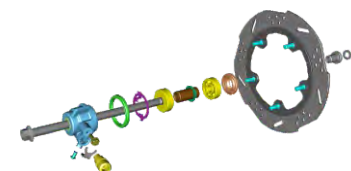


PLATE NO. : 31
FRONT MASTER CYLINDER

PAGE NO.
61

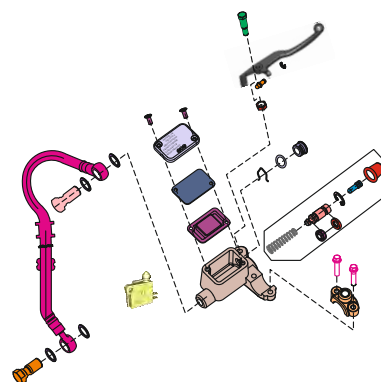
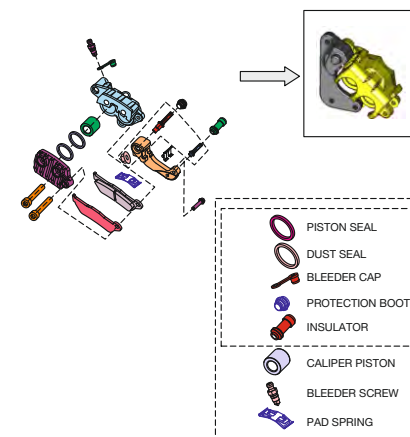


PLATE NO. : 32
FRONT DISC BRAKE

PAGE NO.
63





Pictorial Index

PLATE NO. : 33
REAR HUB

PAGE NO.
65

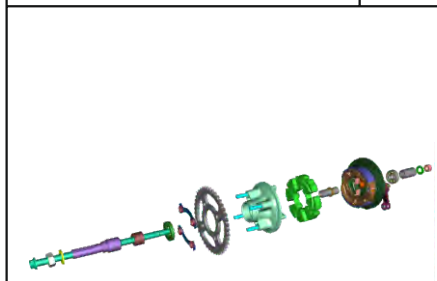


PLATE NO. : 34
REAR BRAKE PEDAL

PAGE NO.
67

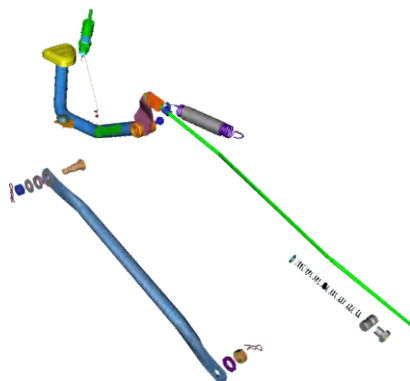


PLATE NO. : 35
HANDLE BAR ASSEMBLY

PAGE NO.
69

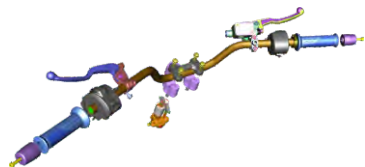
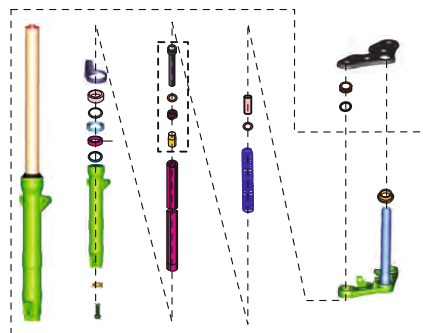


PLATE NO. : 36
FRONT FORK

PAGE NO.
71



Pictorial Index

PLATE NO. : 37
PETROL TANK, CAP TANK

PAGE NO.
73

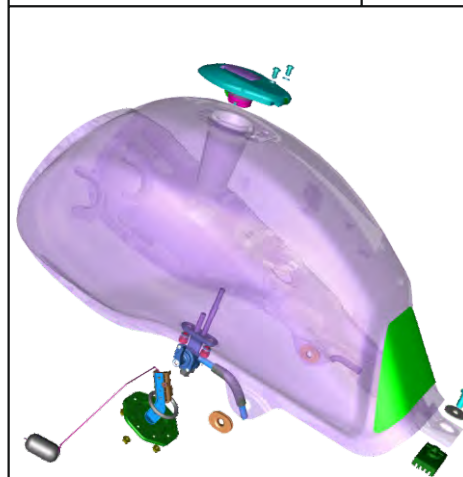


PLATE NO. : 38
CABLES

PAGE NO.
75




PLATE NO. : 39
CHAIN CASE

PAGE NO.
77


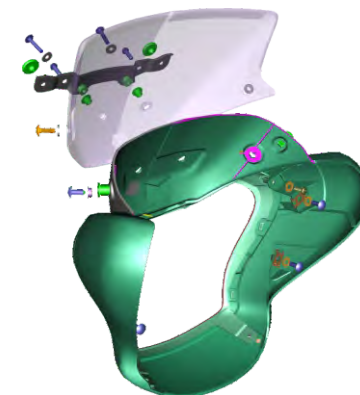


PLATE NO. : 40
FAIRING

PAGE NO.
79





Pictorial Index

PLATE NO. : 41
HEAD LAMP

PAGE NO.
81

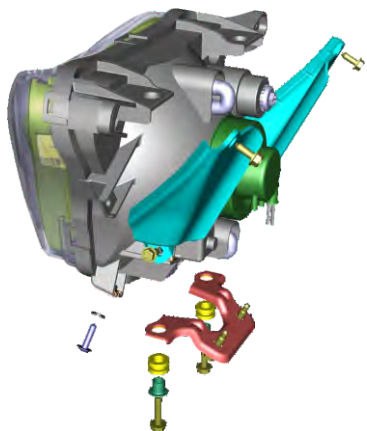


PLATE NO. : 42
FAIRING STRUCTURE &
SPEEDOMETER

PAGE NO.
83




PLATE NO. : 43
INDICATORS

PAGE NO.
85

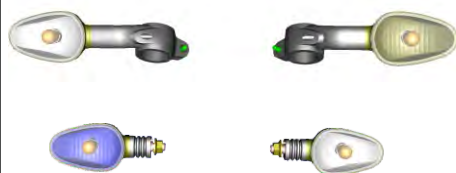
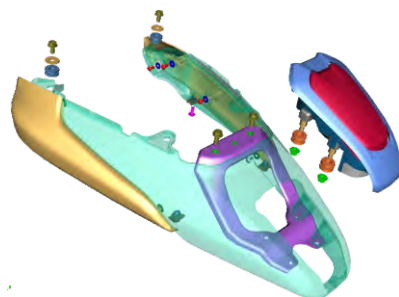


PLATE NO. : 44
FITTING SIDE COVER &
TAIL LAMP

PAGE NO.
87



Pictorial Index

PLATE NO. : 45
MIRROR ASSEMBLY
REAR NUMBER PLATE

PAGE NO.
89

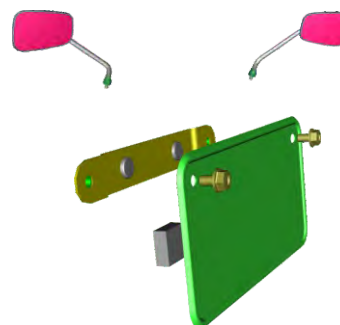


PLATE NO. : 46
ELECTRICAL EQUIPMENTS

PAGE NO.
91



PLATE NO. : 47
TOOL BAG

PAGE NO.
93


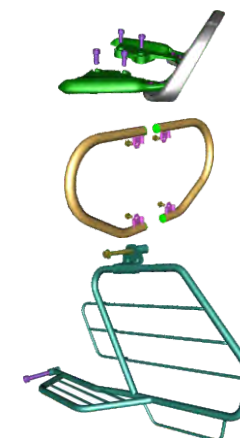


PLATE NO. : 48
ACCESSORIES

PAGE NO.
95

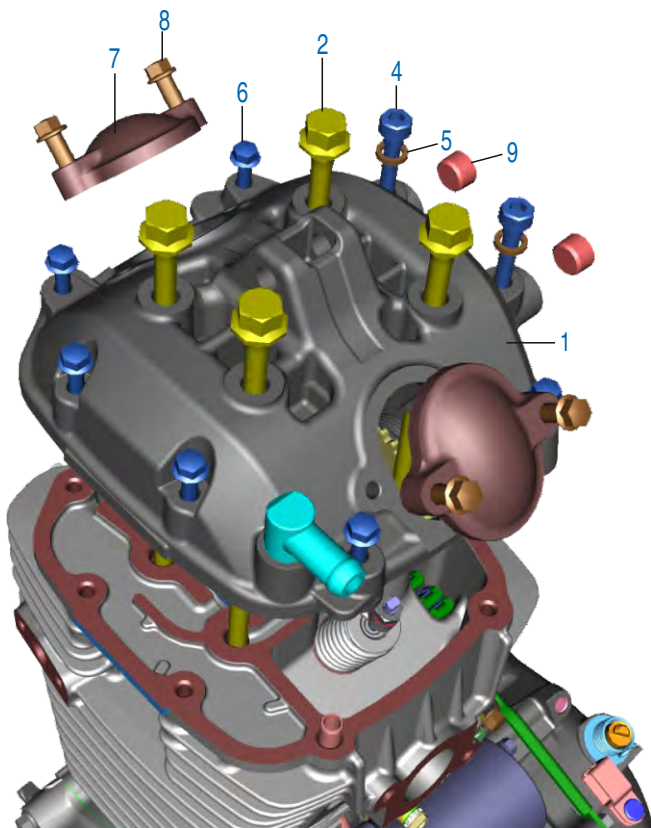


[illegible][illegible]



Plate No.: 1

Cover Cylinder Head

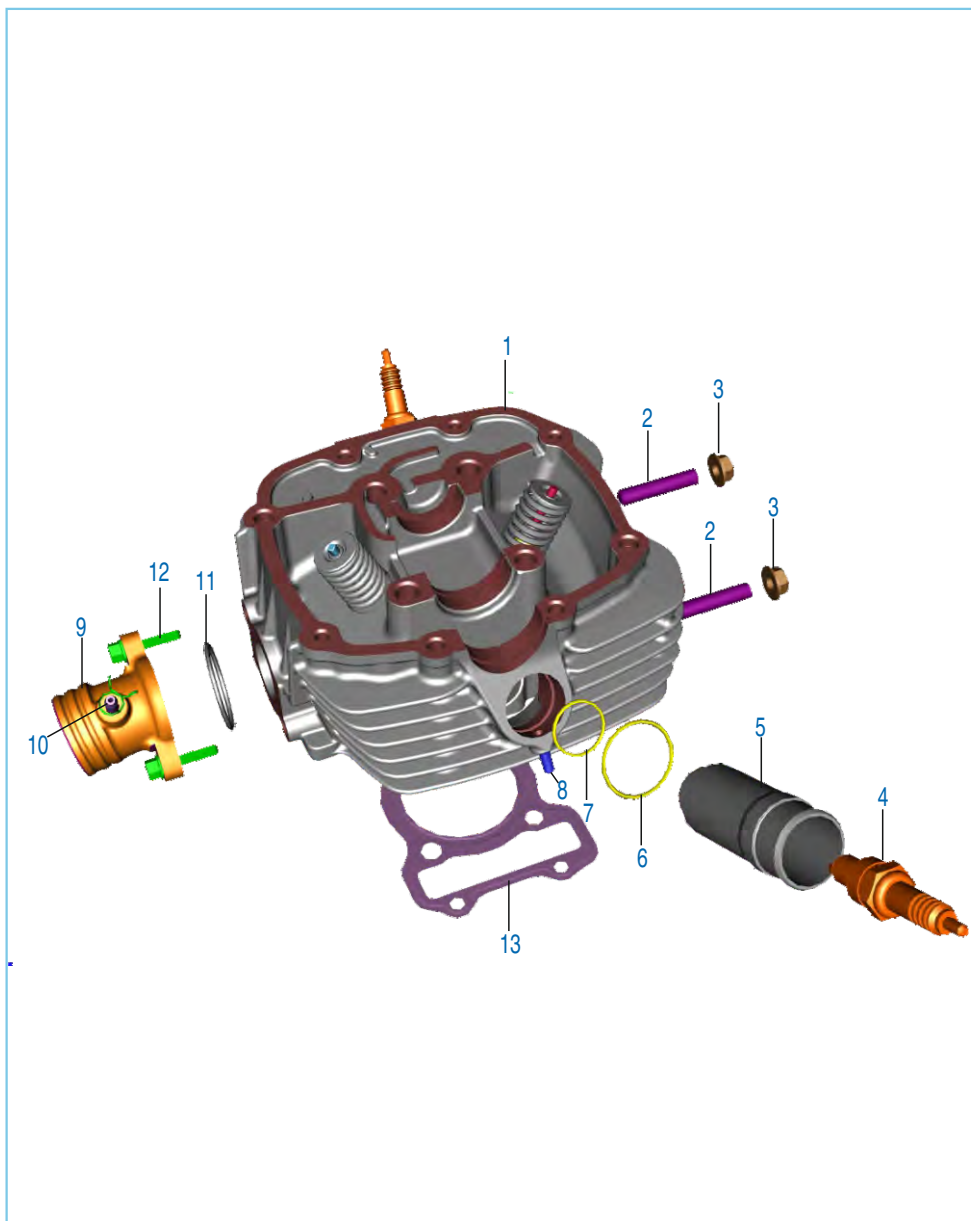


No.	Part No.	Description	Qty.	Remarks
1	36 JH00 23	Cylinder Head and Cover(JH511012)	1	N.I
2	LA D001 38	Bolt Flanged	4	
3	39 1612 11	Washer Plain	4	
4	LA C000 75	Bolt Socket	2	
5	LD A000 23	Washer Plain	2	
6	KA ED06 35	Bolt Flange	6	
7	31 1010 06	Cap Tappet	2	
8	39 1673 04	Flange Bolt	4	
9	JH 5110 28	Plug 1/4 Tappet	2	



Plate No.: 2

Cylinder Head

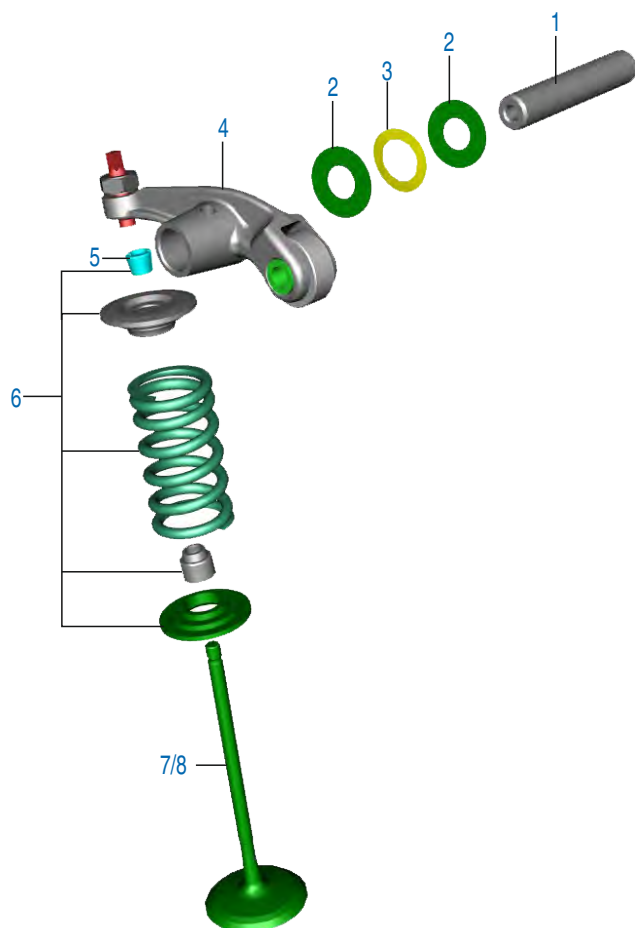


No.	Part No.	Description	Qty.	Remarks
1	JH 5110 16	Gasket Cylinder Head	1	
2	LA J000 02	Bolt Stud	2	
3	39 2295 15	Nut Flange	2	
4	DD 1110 18	Spark Plug	2	
5	JB 5110 18	Sleeve Spark Plug	1	
6	39 2629 21	O Ring	1	
7	39 1283 21	O Ring	1	
8	39 2608 01	Grub Screw	1	
9	JH 5814 01	Assly Manifold Intake	1	
10	JE 5814 16	Nipple Connector Manifold Sai	1	
11	39 2539 21	O Ring	1	
12	JA 5814 06	Bolt	2	



Plate No.: 3

Valve

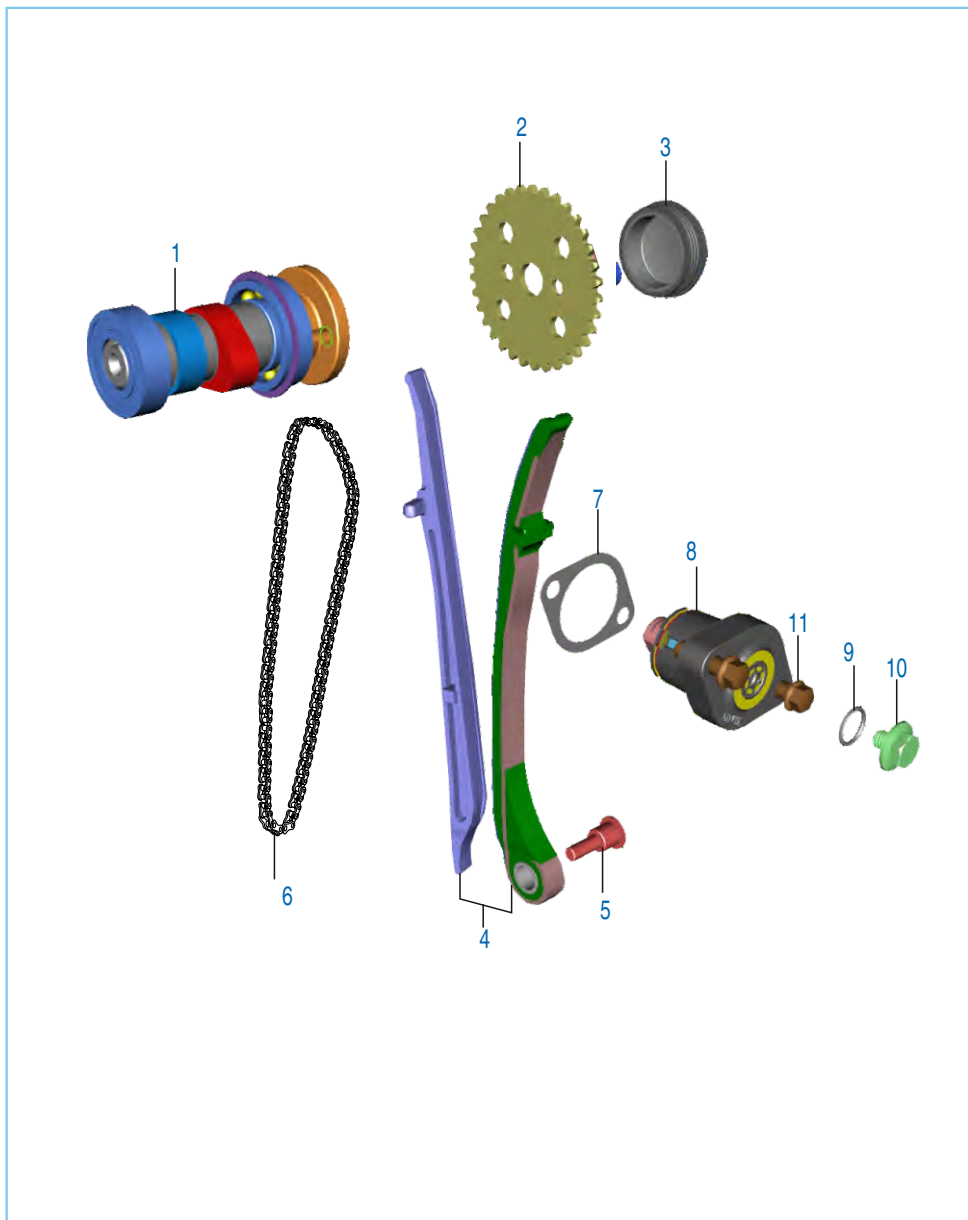


No.	Part No.	Description	Qty.	Remarks
1	DK 1017 51	Shaft Rocker Arm	2	
2	39 2440 11	Plain washer	4	
3	DH 1012 95	Wave washer	2	
4	JH 5112 07	Assly Rocker Arm	2	
5	DG 1010 29	Cotter Valve	4	
6	36 JH00 08	Kit Valve Repair	1	
7	36 JH00 19	Valve Kit	1	



Plate No.: 4

Camshaft / Tensioner

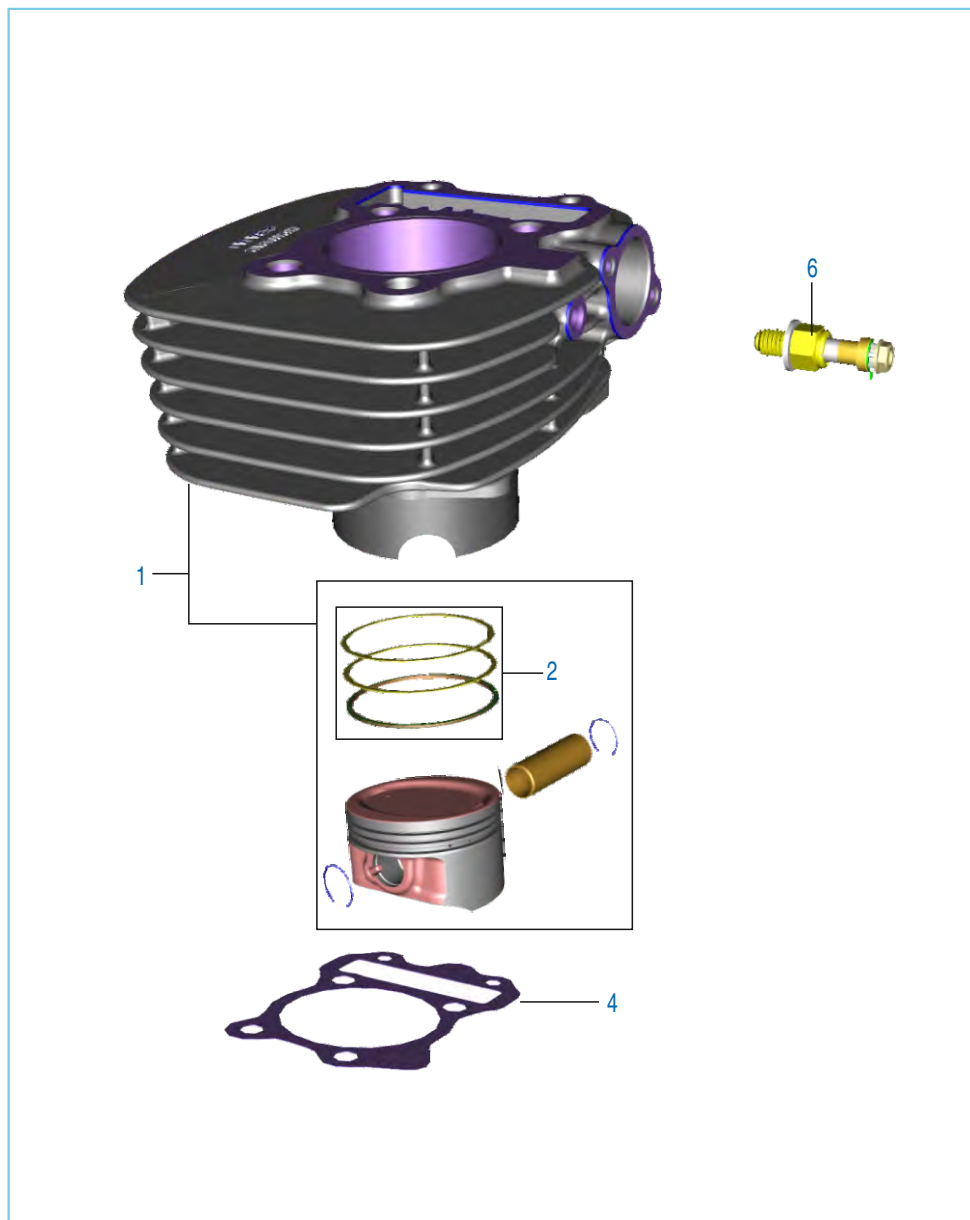


No.	Part No.	Description	Qty.	Remarks
1	JH 5112 08	Assly Camshaft	1	
2	JE 5112 37	Sprocket Camshaft	1	
3	JH 5110 17	Camshaft Cap	1	
4	36 JZ01 22	Kit Guide Chain	1	
5	DH 1013 92	Cam Chain Tensioner Pivot Bolt	1	
6	PA 1410 16	Chain 428 H Series 124 Links	1	
7	CS 1011 28	Gasket	1	
8	JE 5210 16	Chain Tensioner	1	
9	39 2669 21	O-Ring	1	
10	DD 1010 62	Bolt Tensioner	1	
11	39 1673 04	Flange Bolt	2	



Plate No.: 5

Cylinder and Piston

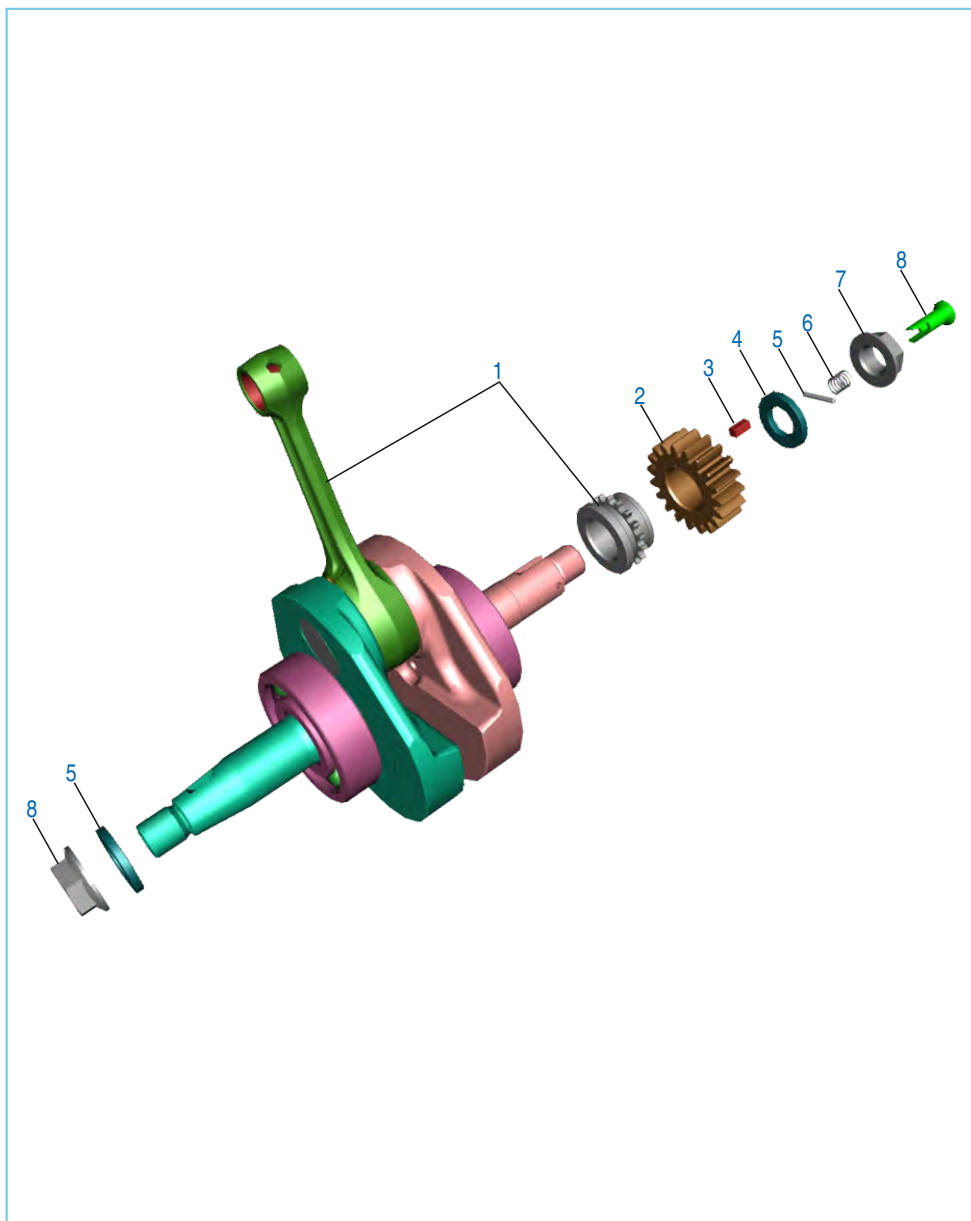


No.	Part No.	Description	Qty.	Remarks
1	36 JH00 03	Kit Asly Block Piston	1	
2	36 JH00 01	Kit Piston Ring	1	
3	JW 3514 00	Thermal Sensor	1	
4	JL 5210 02	Gasket Cylinder Block	1	



Plate No.: 6

Crankshaft

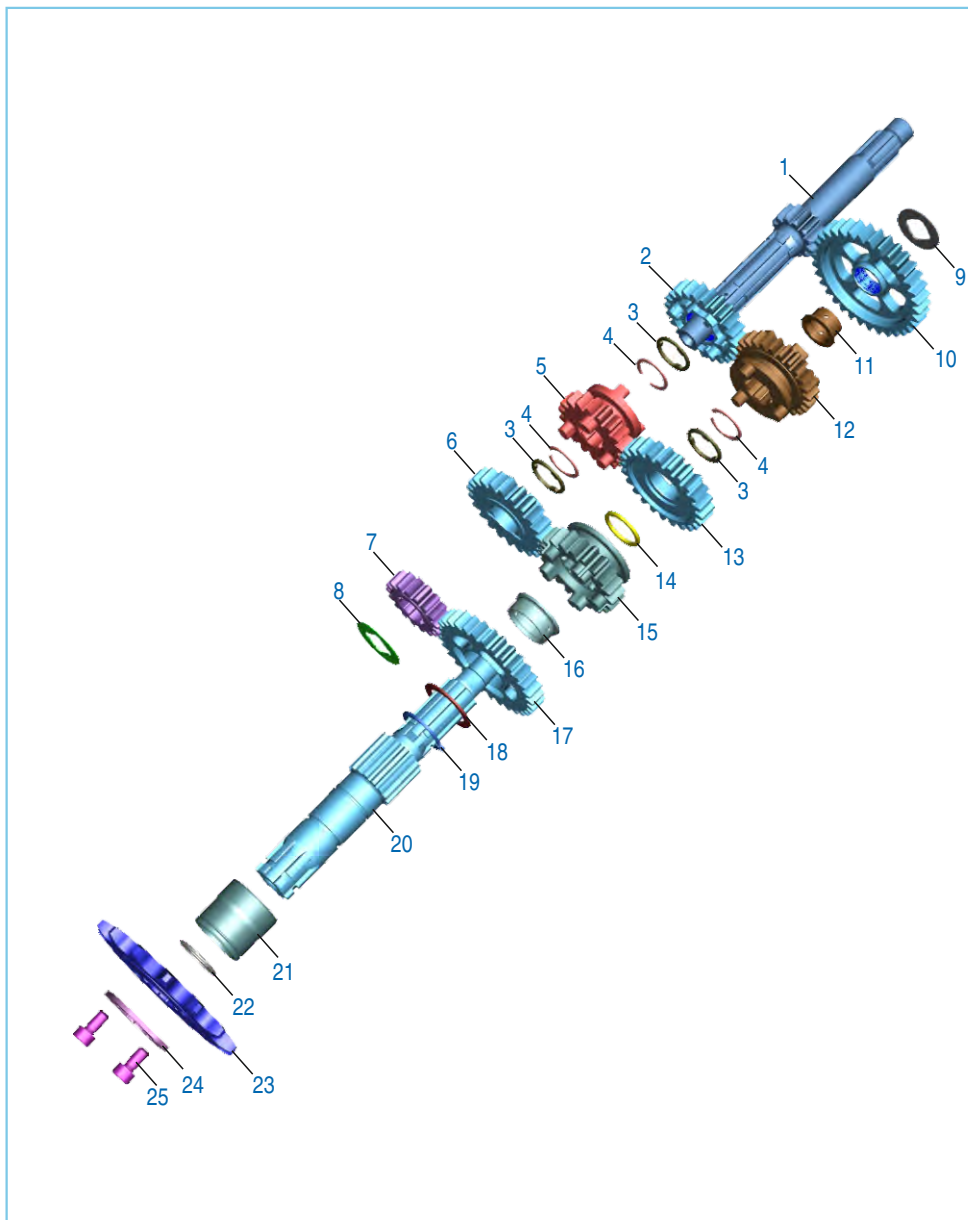


No.	Part No.	Description	Qty.	Remarks
1	JH 5310 00	Assly Crankshaft	1	
2	JZ 5310 06	Gear Primary Drive	1	
3	DS 1011 54	Key	1	
4	LD A000 25	Washer Plain	2	
5	JA 5310 15	Pin	1	
6	JA 5310 12	Spring	1	
7	59 1500 14	Nut Flange	2	
8	JB 5310 21	Plunger oil Crankshaft	1	



Plate No.: 7

Transmission

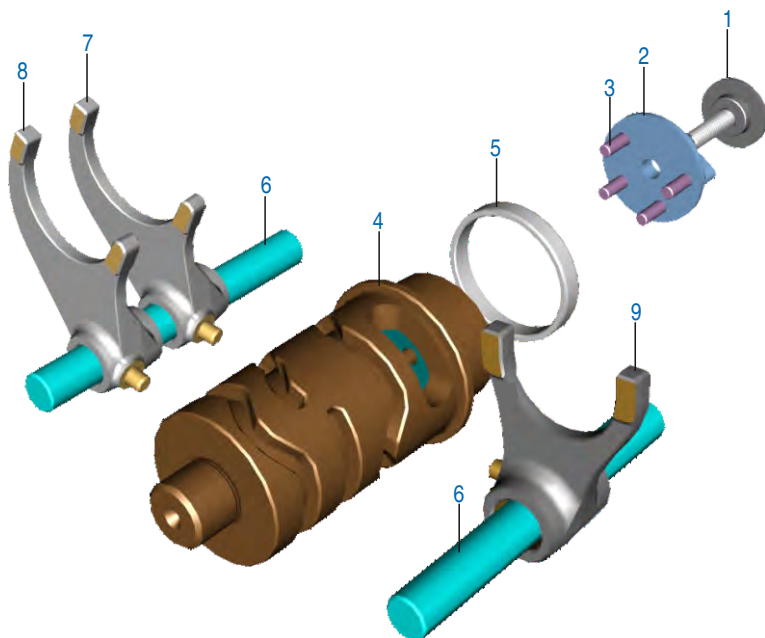


No.	Part No.	Description	Qty.	Remarks
1	JE 5510 01	Shaft Input	1	
2	JE 5512 02	Gear 4th Drive	1	
3	JA 5510 02	Spline Washer	3	
4	39 0987 17	Ring Snap	3	
5	JE 5512 01	Gear 3rd Drive	1	
6	JE 5512 03	Gear 5th Drive	1	
7	JE 5512 00	Gear 2nd Drive	1	
8	JA 5510 04	Washer Thrust	1	
9	JE 5512 11	Washer	1	
10	JE 5512 15	Gear 1st Driven	1	
11	JE 5512 12	Bush 1st Gear Driven	1	
12	JE 5512 16	Gear 4th Driven	1	
13	JE 5512 06	Gear 3rd Driven	1	
14	JH 5512 03	Washer Gear 3rd Driven	1	
15	JH 5512 06	Gear 5th Driven	1	
16	JH 5512 05	Bush 2nd Driven	1	
17	JH 5512 04	Gear 2nd Driven	1	
18	39 2166 11	Washer Special	1	
19	DH 1012 35	Circlip Ext	1	
20	JH 5510 01	Shaft Output	1	
21	JH 5510 02	Collar Sprocket Drive	1	
22	30 1010 61	O-Ring Sprocket Collar	1	
23	JH 5512 01	Sprocket Output	1	
24	JH 5512 01	Lock Plate Output Sprocket	1	
25	39 1981 04	Bolt Flanged Small	2	



Plate No.: 8

Change Drum / Shift Fork

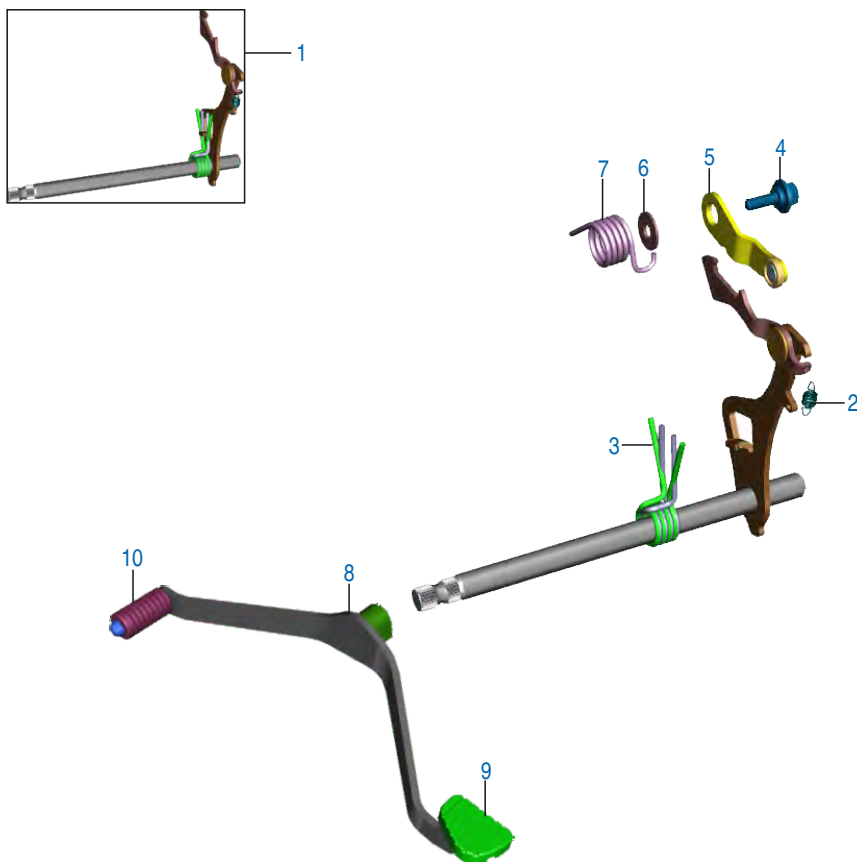


No.	Part No.	Description	Qty.	Remarks
1	JD 5610 11	Special Bolt Drum Change	1	
2	JD 5610 02	Cam Drum Change	1	
3	39 0992 06	Dowel	4	
4	PA 5610 02	Assly Drum Gearshift	1	
5	PF 5410 18	Bushing Drum	1	Not a part of PA561002
6	JD 5610 06	Shaft Gear Fork Shift	2	
7	JD 5610 04	Fork Gear Shift Output	1	
8	JH 5610 00	Fork Gear Shaft 5th Driven	1	
9	JZ 5610 02	Fork Input	1	



Plate No.: 9

Gear Change Mechanism

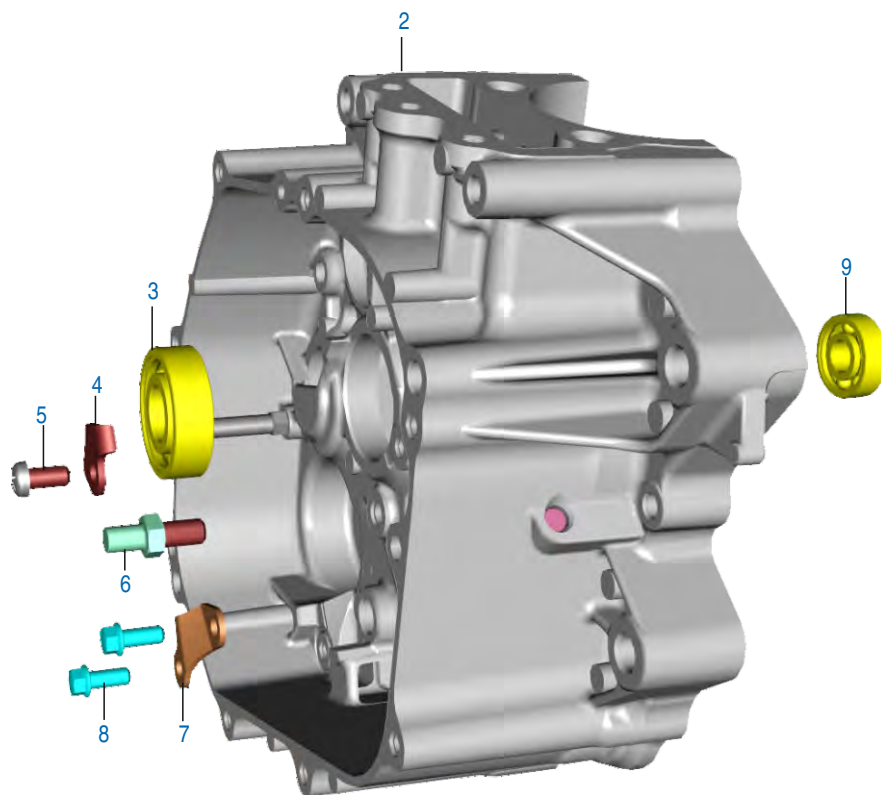


No.	Part No.	Description	Qty.	Remarks
1	52 JZ02 64	Lever Comp Gear shift	1	
2	JW 5612 06	Extension Spring	1	
3	JW 5612 08	Spring Gear Shift Return	1	
4	BF 5612 19	Bolt Detent Lever	1	
5	PA 5612 09	Inhibitor Comp Gear Shift	1	
6	LD B000 44	Washer (Spring Steel)	1	
7	JD 5612 04	Spring (Inhibitor)	1	
8	JH 5614 02	Assly Gear Shift Lever	1	
9	JH 5614 04	Rubber Damper	1	
10	DH 1015 09	Damper	1	



Plate No.: 10

Engine Assembly / Crankcase RH

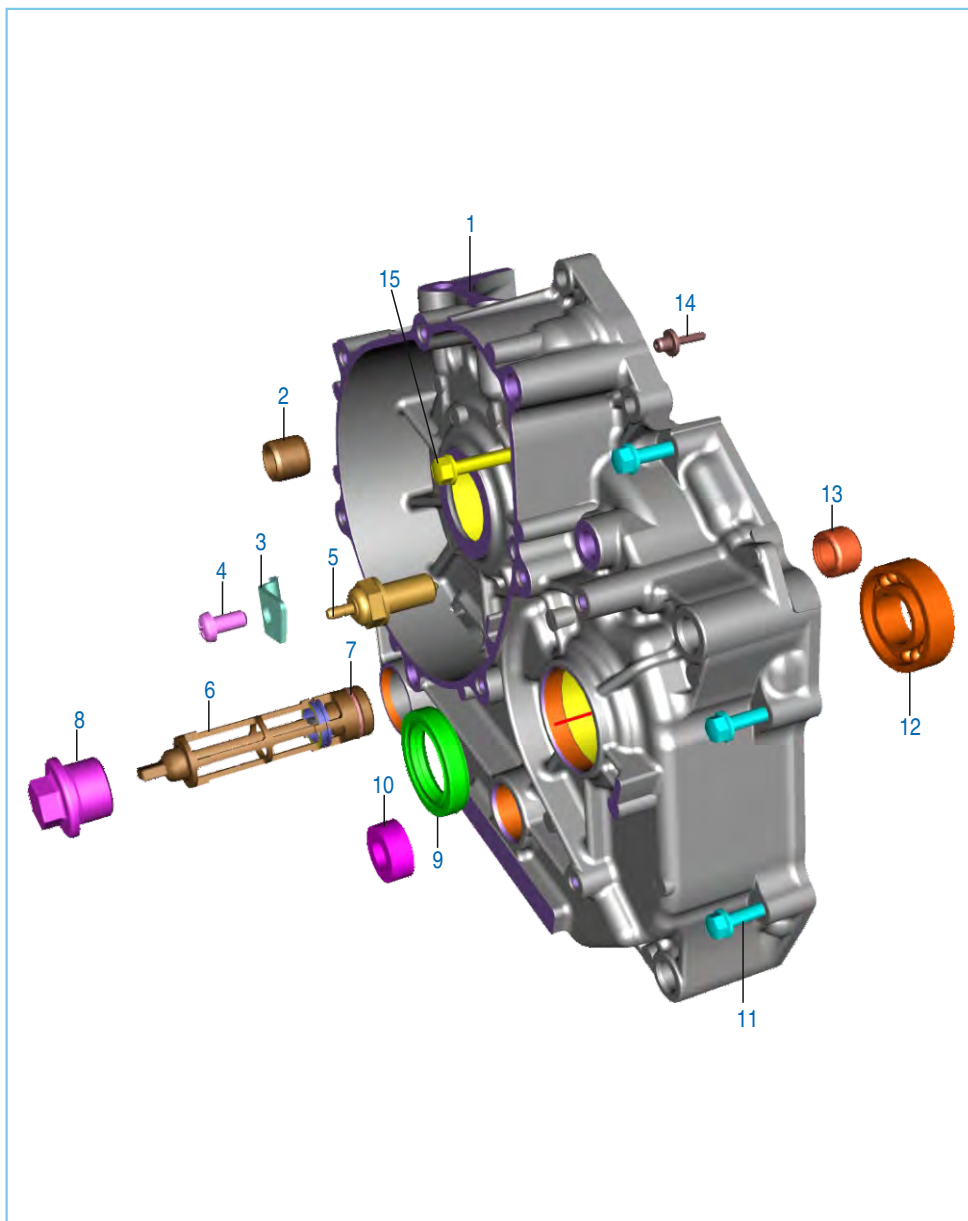


No.	Part No.	Description	Qty.	Remarks
1	JH 5010 01	Assembly Engine	1	N.I
2	36 JH00 22	Kit Asly Crankcase RH	1	
3	59 2000 36	Ball Bearing	1	
4	JA 5410 10	Stopper Plate Input Bearing	1	
5	DH 1013 80	Screw Pan Head	1	
6	52 JA00 29	Bolt Shift Change	1	
7	JA 5410 12	Guide Kick	1	
8	39 1964 04	Bolt Flange Small	2	
9	KP BF62 01	Bearing Ball	1	



Plate No.: 11

Crankcase LH

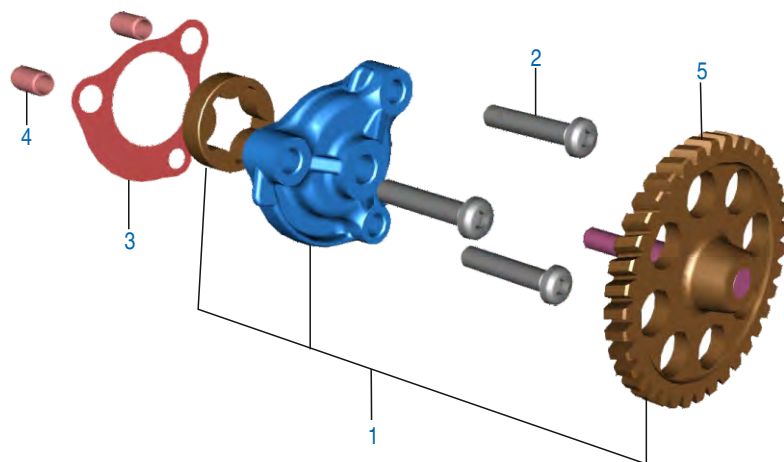


No.	Part No.	Description	Qty.	Remarks
1	36 JH00 21	Kit Assly. Crankcase LH	1	N.I
2	JA 5410 05	Bush Bendix	1	
3	PF 6214 02	Bkt Stopper Gear	1	
4	DH 1013 80	Screw Pan Head	1	
5	31 2010 81	Switch - Neutral	1	
6	JA 5410 19	Mesh Filter Oil Pump	1	
7	LJ A000 04	Strainer O ring	1	
8	JA 5410 21	Cap Strainer	1	
9	39 2189 19	Oil Seal	1	
10	39 2190 19	Oil Seal	1	
11	59 0400 38	Flange Bolt	7	
12	39 2583 20	Bearing Ball	1	
13	39 2562 20	Needle Roller Bearing	1	
14	JZ 5410 05	Nozzle Oil Jet	1	
15	39 1759 04	Bolt	1	
16	JH 5410 15	Gasket	1	



Plate No.: 12

Oil Pump



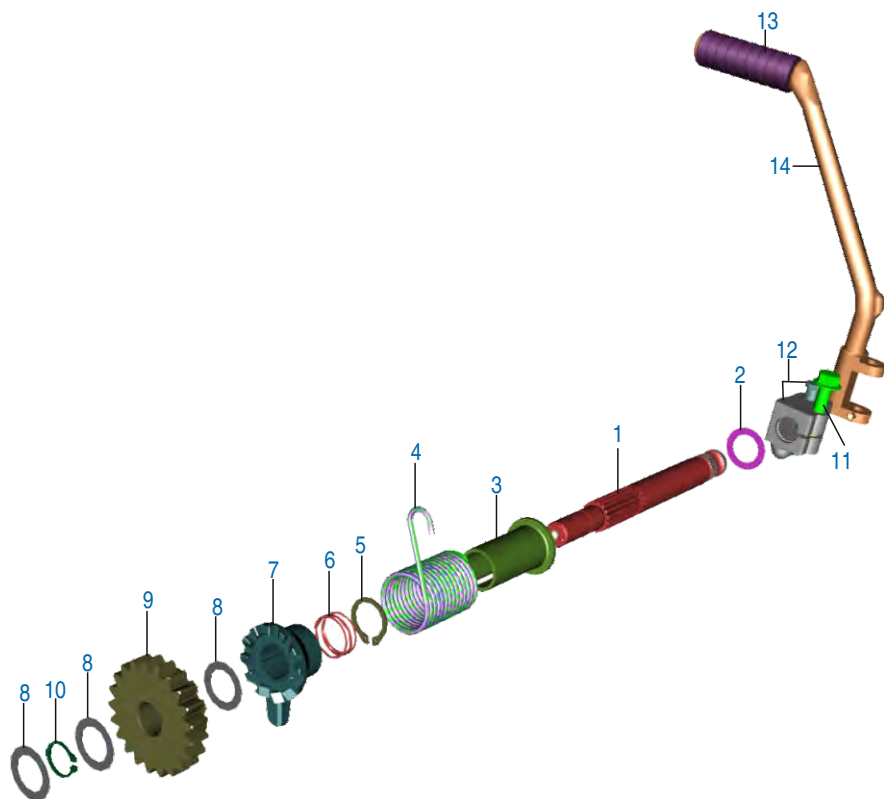
No.	Part No.	Description	Qty.	Remarks
1	JZ 5710 00	Assly Oil Pump	1	
2	FD 1010 78	Pan Head Screw	3	
3	JA 5410 16	Gasket Case Oil Pump	1	
4	39 0999 06	Pin Dowel	2	
5	JA 5410 18	Gear Driven + Shaft Oil Pump	1	



Plate No.: 13

Kick Assembly

No.	Part No.	Description	Qty.	Remarks
1	PA 6210 07	Shaft Kick	1	
2	JA 6210 06	Washer Thrust	1	
3	JE 6210 04	Sleeve K11	1	
4	JE 6210 03	Spring K11	1	
5	39 0738 17	Extrn Circlip Type C	2	
6	DS 1011 17	Spring kick Starter Ratchet	1	
7	JA 6210 02	Ratchet	1	
8	39 0993 11	Plain Washer	3	
9	PA 6210 08	Gear Kick Pinion	1	
10	39 2408 17	Extrn Circlip	1	
11	JA 6212 06	Bolt Special	1	
12	36 JH00 09	Kit Boss Kick Lever	1	
13	DD 1010 97	Damper	1	
14	PA 6212 03	Assembly Kick Lever	1	





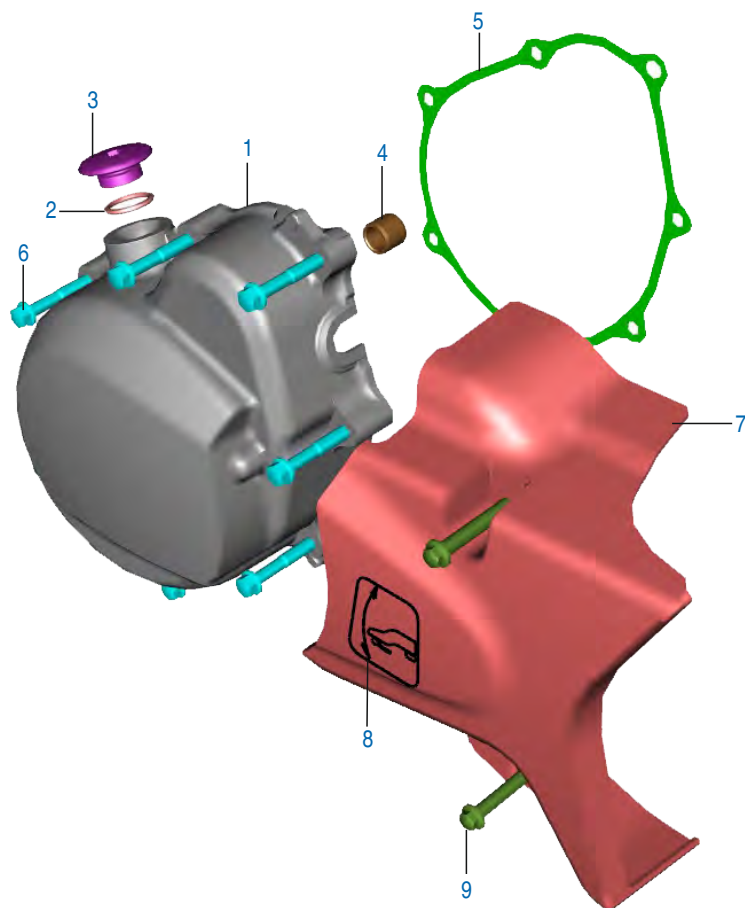
Cover Clutch

28



Plate No.: 15

Cover Magneto

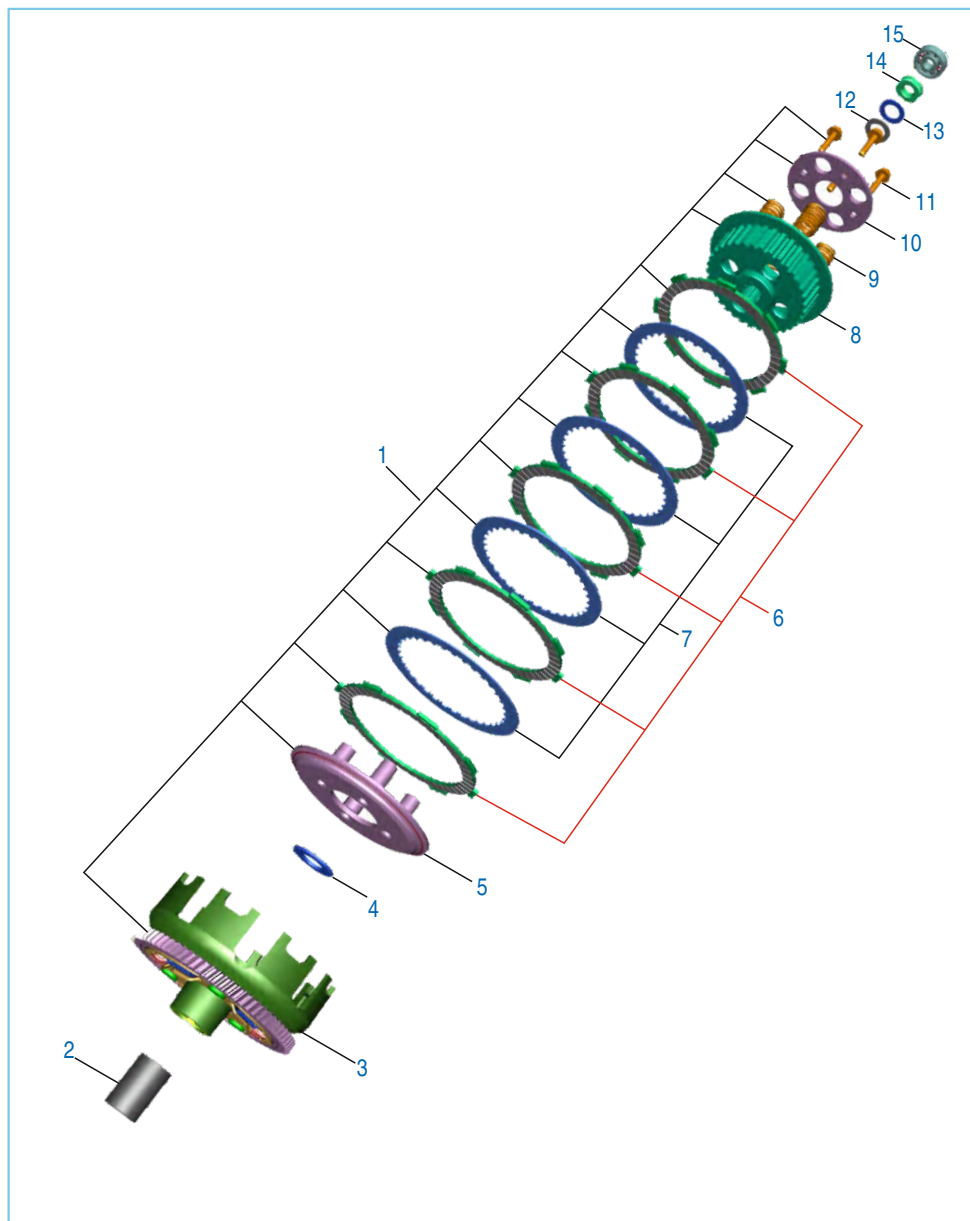


No.	Part No.	Description	Qty.	Remarks
1	JH 5412 02	Assly Magneto cover	1	
2	30 1011 95	O Ring	1	
3	JA 5412 33	Cap TDC Finder	1	
4	JA 5410 05	Bush Bendix	1	
5	PF 5412 40	Gasket Magneto Cover	1	
6	59 0400 38	Flange Bolt	6	
7	JH 5412 05	Assly Cover LH RR	1	
8	PA 5412 10	Label Gear Shift	1	
9	KA Ef06 45	Bolt Flange	2	



Plate No.: 16

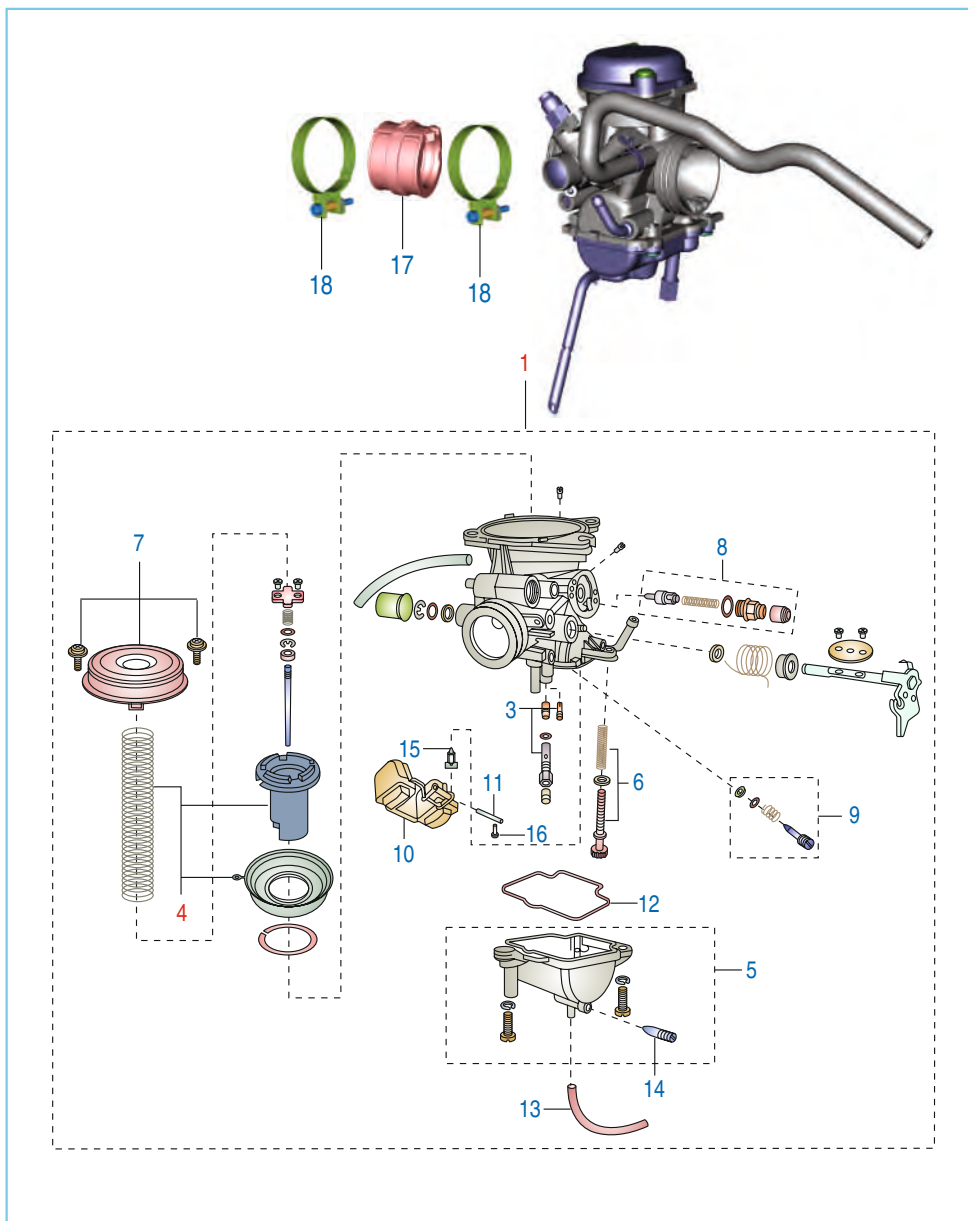
Clutch Assly



No.	Part No.	Description	Qty.	Remarks
1	JH 5514 00	Clutch Assy Comp	1	
2	JA 5514 06	Collared Clutch	1	
3	JZ 5514 03	Primary Drive & Driven Gear	1	
4	39 2600 11	Washer Clutch	1	
5	JA 5514 14	Plate (Wheel Clutch)	1	
6	36 JH00 04	Kit Friction Plate	1	
7	JA 5514 19	Plate Clutch	4	
8	JH 5514 04	Hub Clutch	1	
9	JH 5514 05	Spring Compression	4	
10	PF 5514 06	Holder Clutch	1	
11	39 1553 04	Bolt - Flange M6	4	
12	39 2200 11	Washer - Plain (Primary Drive Gear)	1	
13	39 0240 11	Washer Plain	1	
14	DH 1016 48	Nut Clutch Center Lock (Pre-coated)	1	
15	14 1510 33	Clutch Lifter Bearing	1	



Carburetor

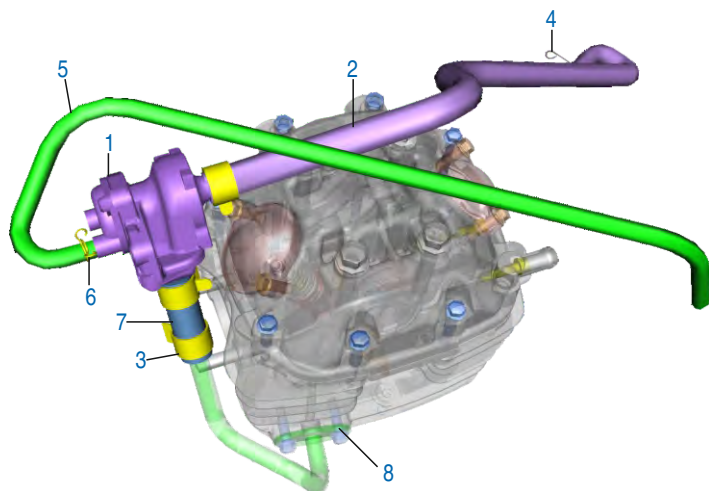


No.	Part No.	Description	Qty.	Remarks
1	JH 5812 00	Assembly Carburetor	1	
2	36 JH00 12	Carb "O" Rings & Gasket	1	N.I.
3	36 JH00 13	Carb Jets	1	
4	36 JH00 14	Carb Throttle Valve	1	
5	36 JH00 15	Carb Float Chamber Body	1	
6	36 JH00 16	Carb Idling Screw	1	
7	36 JH00 17	Carb Top Cap	1	
8	36 JH00 18	Carb Plunger Assly	1	
9	36 JF00 22	Kit Pilot Screw	1	
10	DH 1210 59	Float Assly.	1	
11	DH 1210 63	Float Pin	1	
12	DP 1210 59	"O" Ring	1	
13	JE 5812 23	Hose Drain	1	
14	JE 5812 18	Drain Screw	1	
15	DH 1210 93	Needle Assly	1	
16	DH 1210 64	Screw Needle Shaft	1	
17	JH 5812 01	Sleeve Carburetor C101	1	
18	JH 5812 02	Clamp	2	



Plate No.: 18

SAI Unit

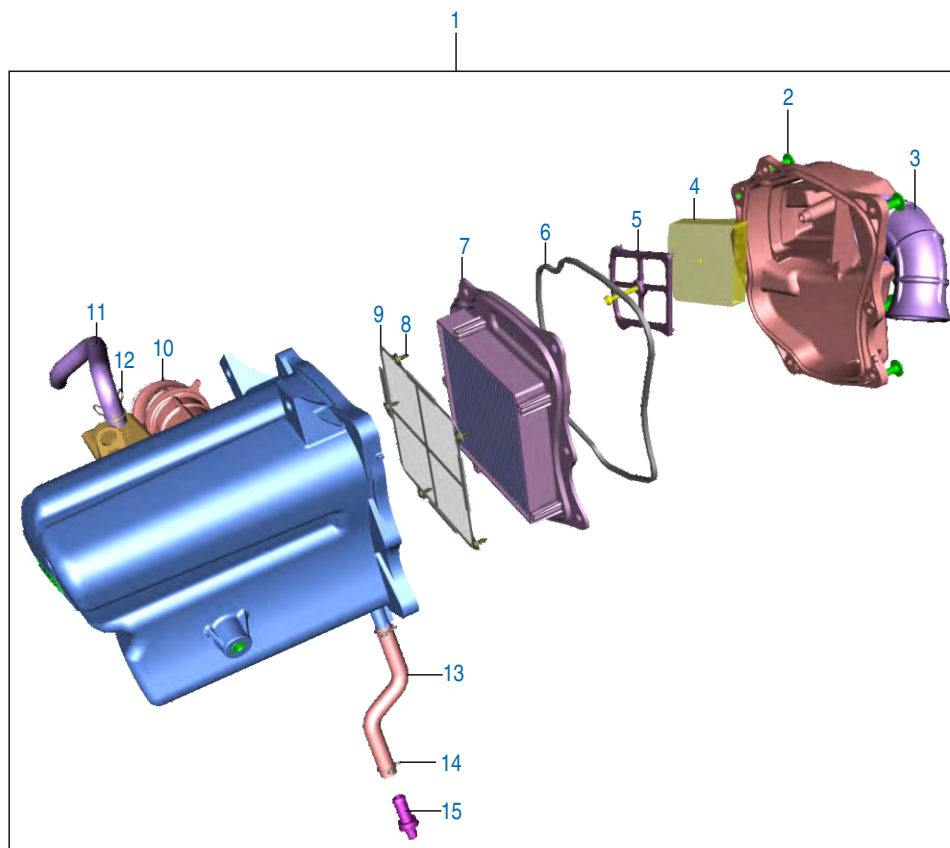


No.	Part No.	Description	Qty.	Remarks
1	JH 5822 00	Assly SAI Unit	1	
2	JH 5824 00	Hose Intake SAI	1	
3	JE 5810 39	Clip SAI Hose outlet	3	
4	JY 5810 28	Clamp	1	
5	JH 5824 05	Hose SAI Intake Manifold	1	
6	DG 1210 03	Clamp	2	
7	JE 5810 35	Hose Connector	1	
8	JE 5110 67	Gasket SAI Flange	1	



Plate No.: 19

Air Cleaner Complete

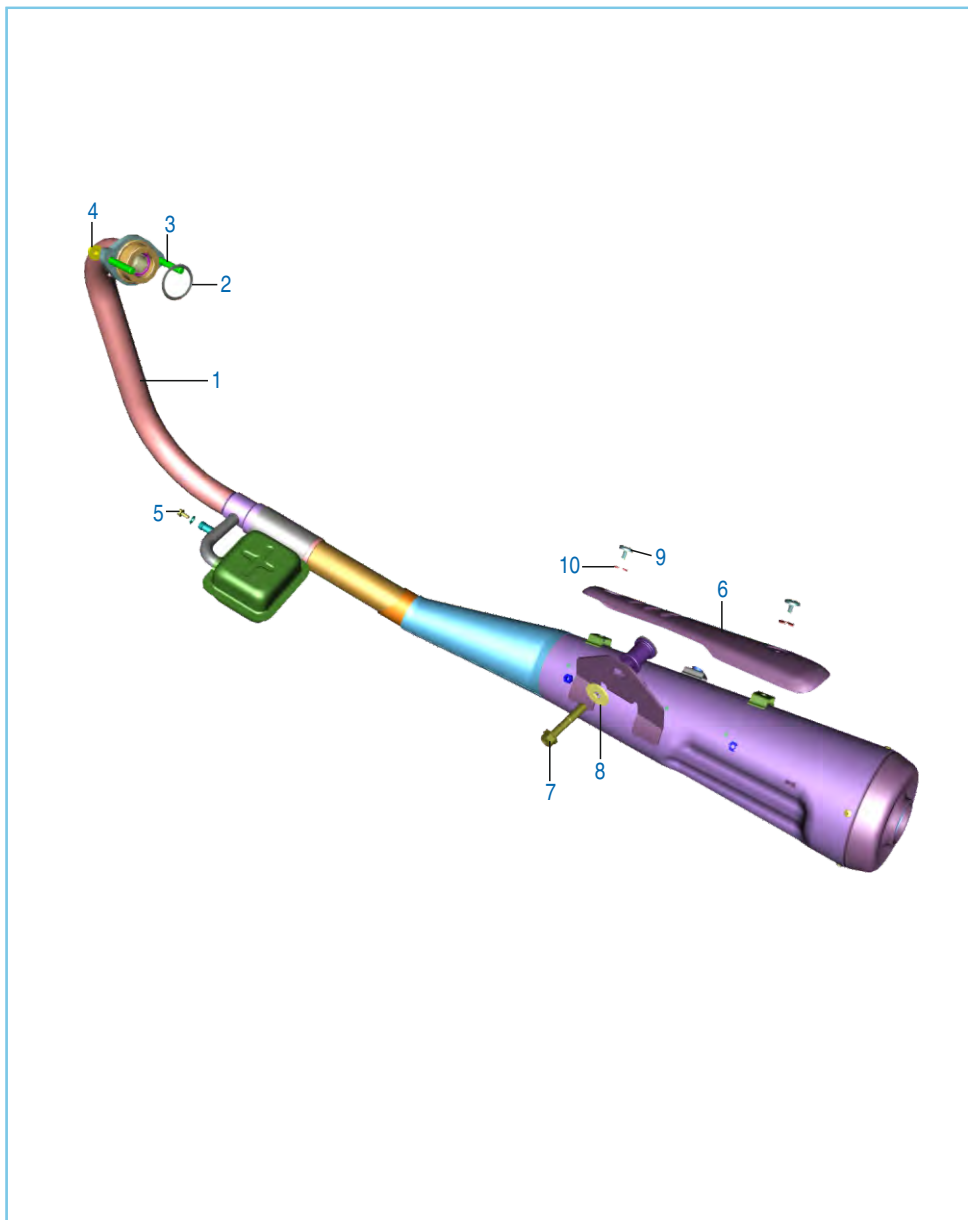


No.	Part No.	Description	Qty.	Remarks
1	JH 5810 00	Assly Air Filter	1	
2	PA 5810 53	Top Cover Mtg Screw	6	
3	JH 5810 04	Duct Intake	1	
4	JH 5826 02	Foam Element SAI	1	
5	JH 5826 01	Plate Supporting SAI	1	
6	PF 5810 49	Seal Ring	1	
7	JH 5810 03	Element Air Filter	1	
8	KB RA35 10	Screw Tapping Pan Cross	5	
9	JH 5810 11	Flame Arrester	1	
10	JH 5810 05	Tube Connecting	1	
11	JH 5810 07	Tube Breather	1	
12	DG 1210 40	Clamp	1	
13	JH 5810 15	Tube Drain	1	
14	DP 1210 25	Clamp	2	
15	DS 1211 26	Plug	1	



Plate No.: 20

Silencer Assembly

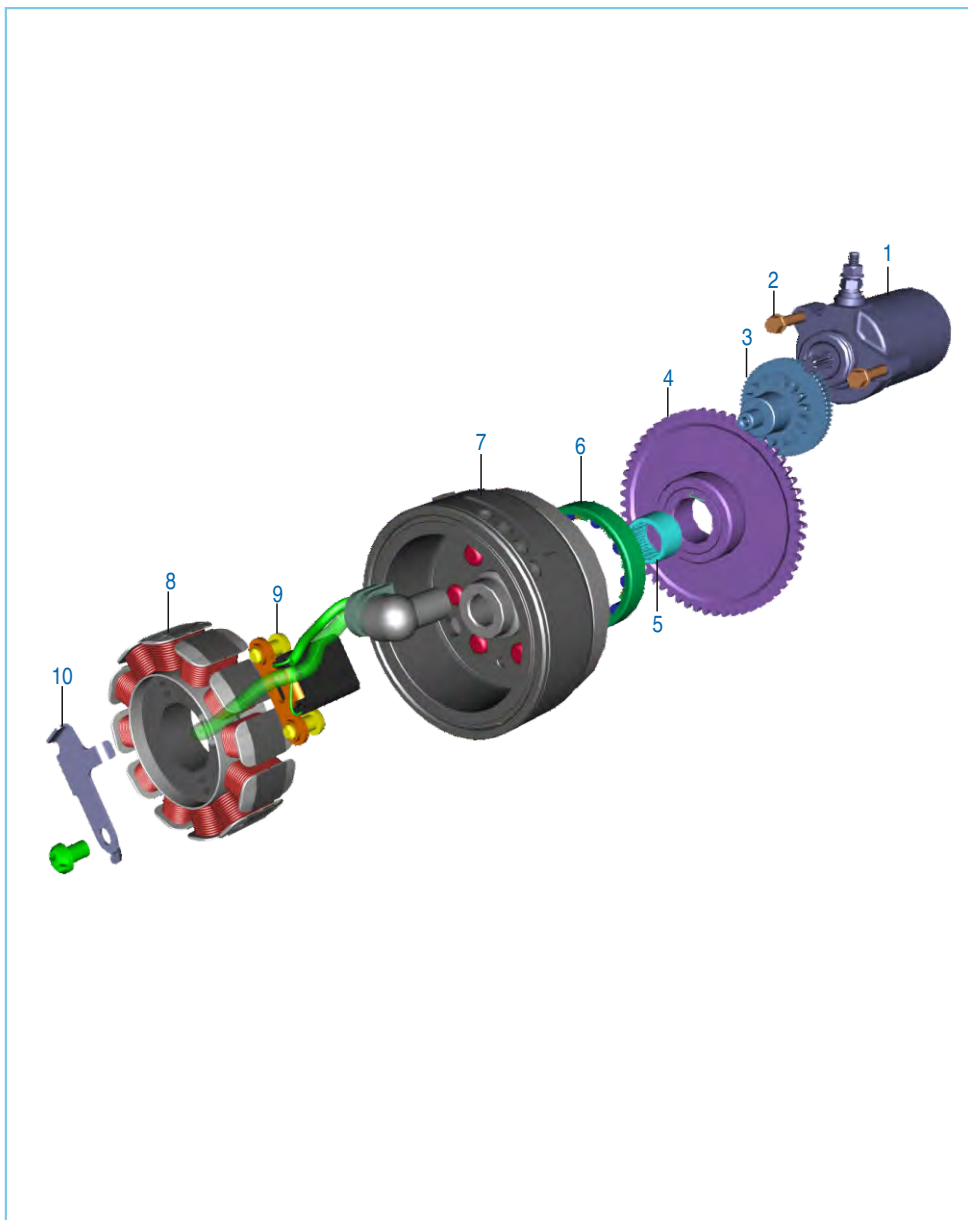


No.	Part No.	Description	Qty.	Remarks
1	YJ H010 10	Assly Silencer	1	
2	DJ 1010 64	Gasket Exhaust	1	
3	LA J000 02	Bolt Stud	1	
4	39 2295 15	Nut Flanged	1	
5	DK 1016 10	Bolt	1	
6	JH 5910 34	Shield Muffler	1	
7	KA DD10 55	Bolt flanged	1	
8	39 2425 11	Plain Washer	1	
9	JW 5910 28	Truss Screw	2	
10	JB 5910 68	Washer Nylon shield Silencer	2	



Plate No.: 21

Starter Assembly

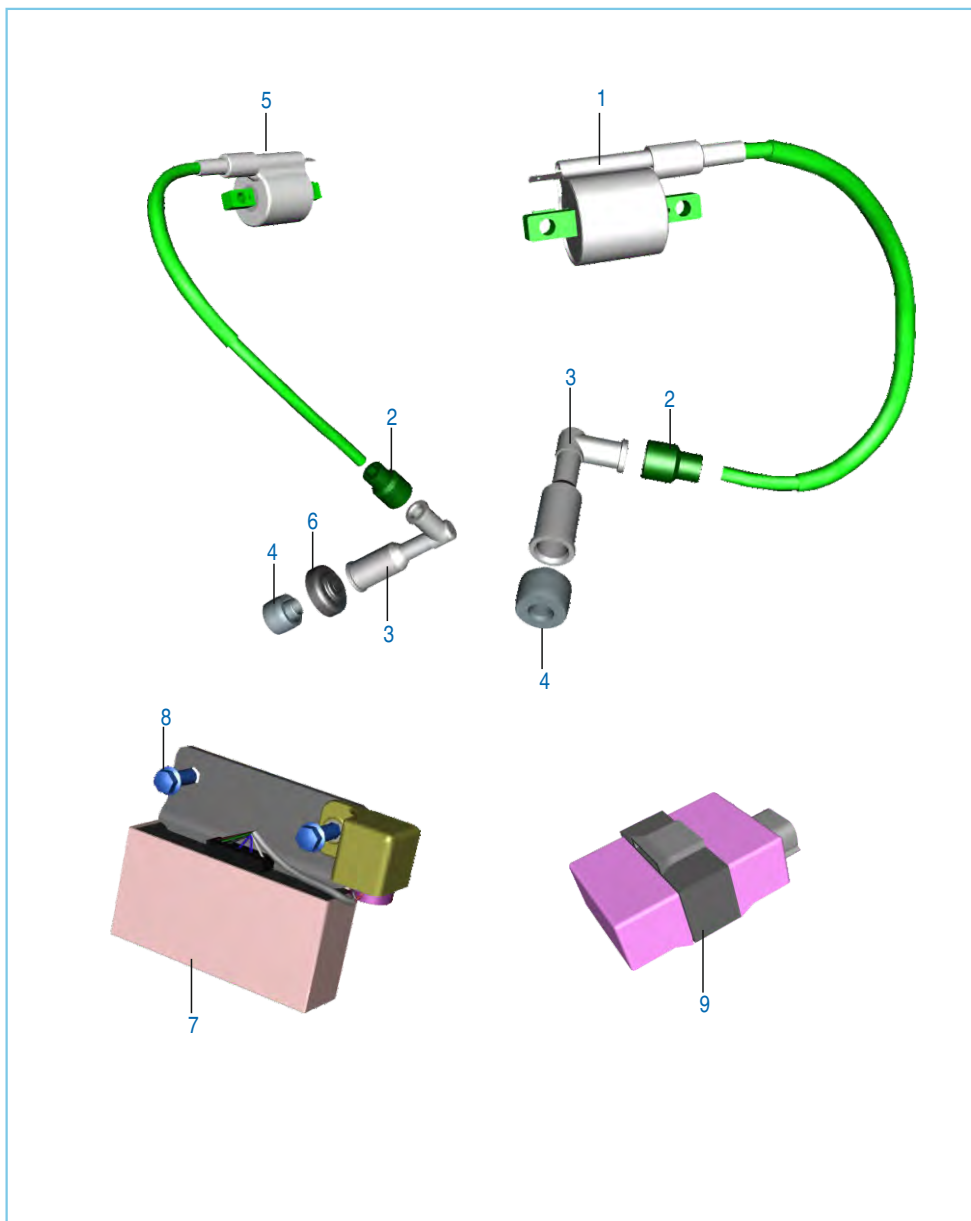


No.	Part No.	Description	Qty.	Remarks
1	JH 3516 00	Starter Motor Assly.	1	
2	39 1674 04	Flange Bolt	2	
3	PF 6214 00	Starter Drive Assly	1	
4	JH 6214 01	Assembly Starter Gear With Bearing	1	
5	JE 6214 03	Needle Roller Bearing	1	
6	GL 6214 14	One Way Clutch Roller	1	
7	PA 3510 27	Assly Rotor W/o Clutch	1	
8	JH 3510 05	Assly Starter	1	
9	DH 1013 80	Screw Pan Precoated	2	
10	JH 5412 07	Bracket Starter Harness	1	



Plate No.: 22

H.T. Coil & Regulator Assembly

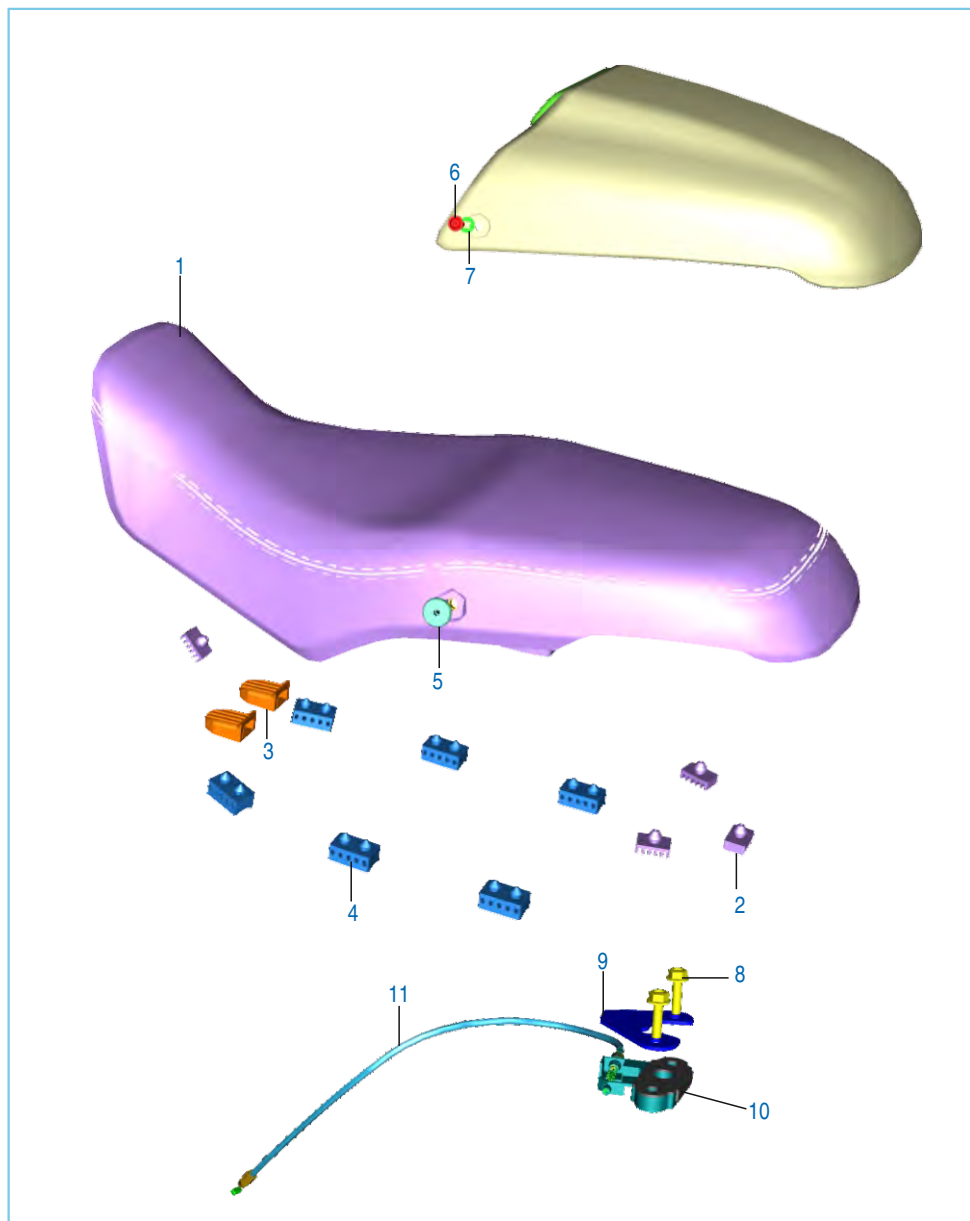


No.	Part No.	Description	Qty.	Remarks
1	JH 3512 03	H.T Coil 1	1	
2	DD 1110 12	Grommet H.T Coil1	2	
3	DH 1110 15	Cap spark Plug	2	
4	DH 1110 13	Grommet Spark Plug	2	
5	JH 3512 05	H.T Coil 2	1	
6	JD 3512 06	Grommet Sleeve Spark Plug Cap	1	
7	JZ 4020 00	DC Regulator with Capacitor	1	
8	KA ED06 14	Bolt Flanged	2	
9	JH 3512 00	CDI Assly	1	



Plate No.: 23

Seat Assembly

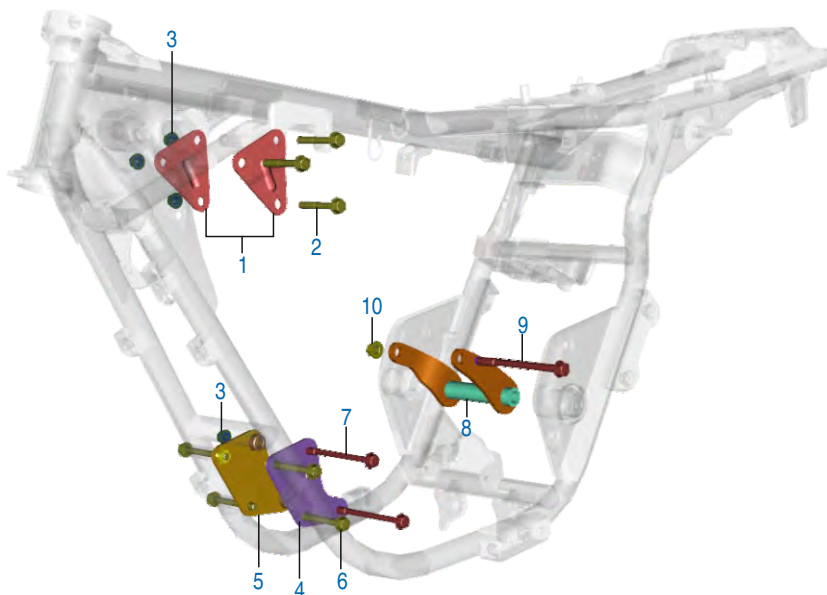


No.	Part No.	Description	Qty.	Remarks
1	JH 1910 00	Seat Assly Comp	1	
2	JZ 1910 11	Damper Seat Rear	4	
3	PA 1910 10	Damper Front	2	
4	JZ 1910 10	Damper For Seat	6	
5	JH 1812 44	Sleeve Seat	2	
6	LB U000 38	Screw Buton HD	2	
7	JH 1812 55	Washer Retaining	2	
8	KA DD06 22	Bolt Flanged	2	
9	DH 1612 33	Reinforcement Seat Lock	1	
10	JH 1612 03	Cable Seat Lock Assembly	1	
11	JH 1612 04	Cable Seat Lock	1	



Plate No.: 24

Engine Mountings

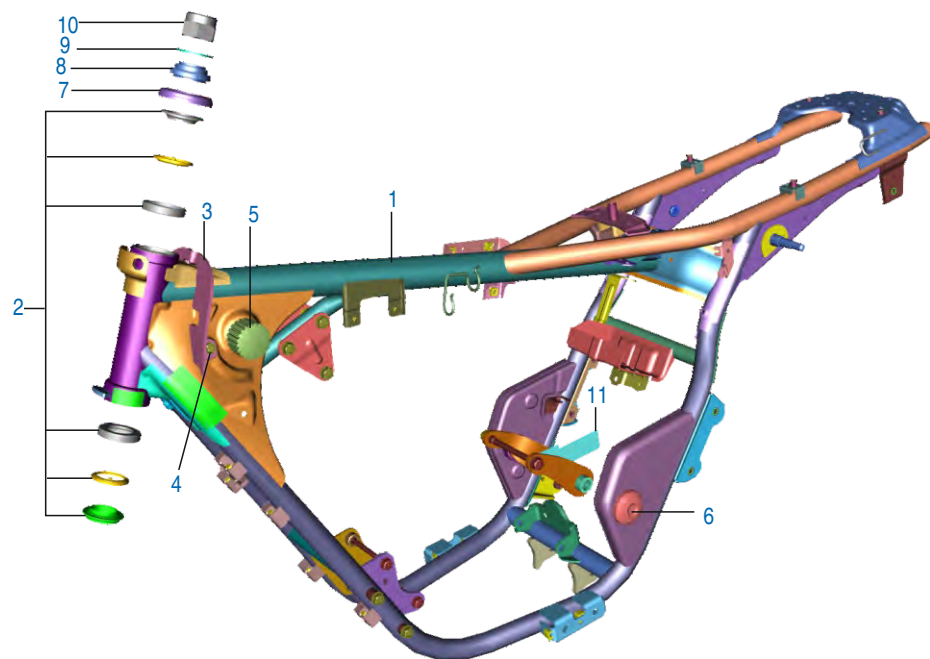


No.	Part No.	Description	Qty.	Remarks
1	JH 1134 02	Bkt Engine Mtg Top	2	
2	KA DF08 50	Bolt Flanged	3	
3	39 1970 15	Hex Nut	5	
4	JH 1134 00	Bkt Eng Mtg FR LH	1	
5	JH 1134 01	Bkt Eng Mtg FR RH	1	
6	KA DD08 65	Bolt Flanged	4	
7	KA DD08 A0	Bolt Flanged	2	check
8	JH 1134 03	Bkt Eng Mtg Rear	1	
9	KA DD10 B5	Bolt Flanged	1	
10	39 1225 15	Hex Nut Flange	1	



Plate No.: 25

Frame and Frame Fittings

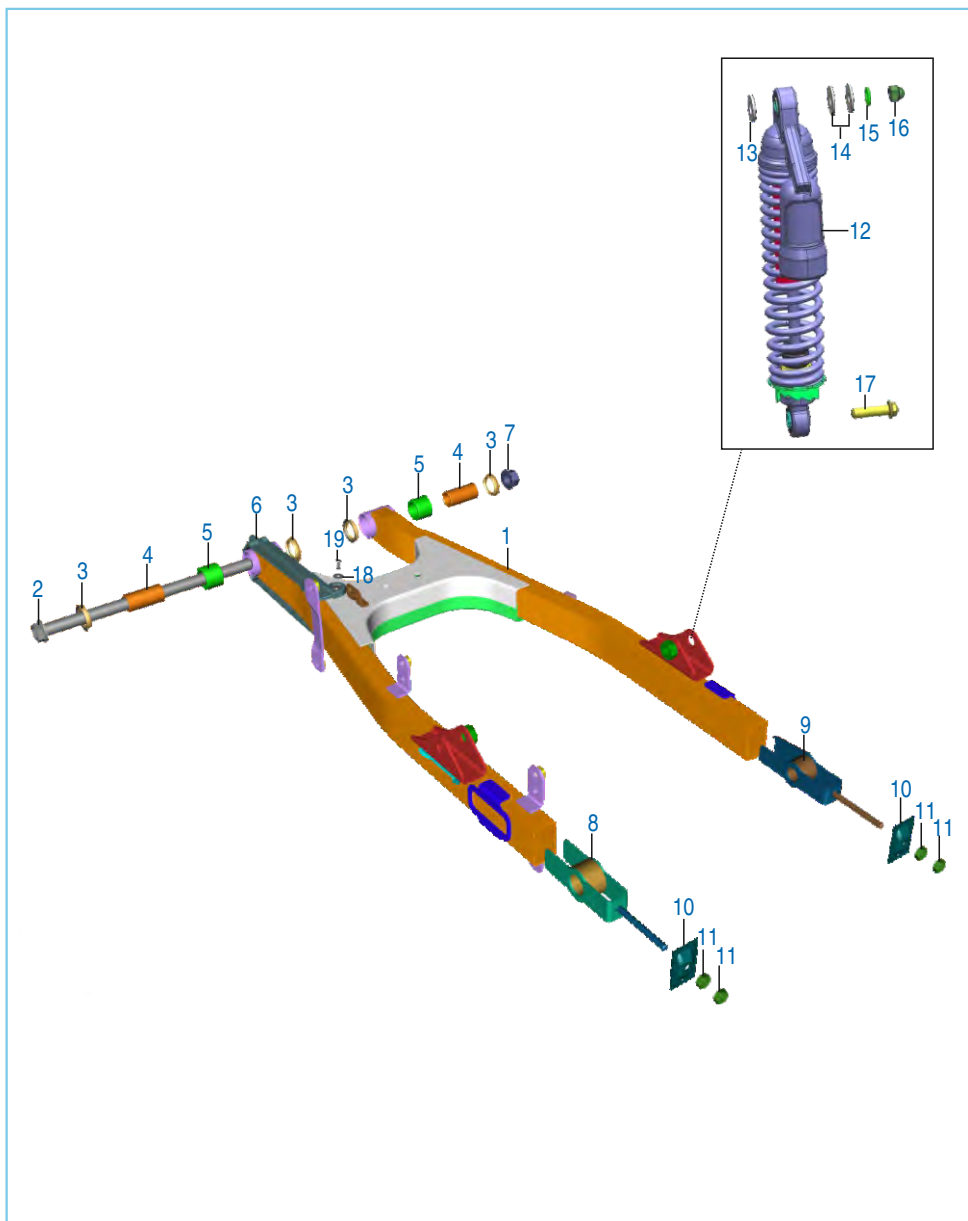


No.	Part No.	Description	Qty.	Remarks
1	JH 1110 00	Frame assly	1	
2	36 PA01 44	Kit Steering Cone	1	
3	JH 1710 14	Cover Fuel Tank Front	1	
4	KA DF06 10	Bolt Flanged	2	
5	JH 1710 16	Damper Front Tank Mtg FR	2	
6	JH 1138 00	Cap Swing Arm Pivot	2	
7	JH 1510 18	Cap Steering Stem	1	
8	JZ 1510 84	Nut	1	
9	DS 1810 16	Washer	1	
10	DS 1810 15	Nut Cap Fork	1	
11	JH 1138 10	Tape Frame	2	



Plate No.: 26

Swing Arm / Rear Shock Absorber



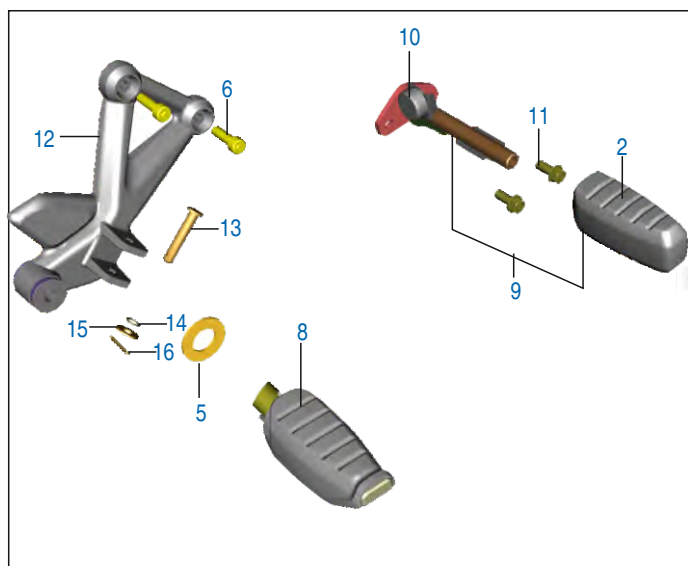
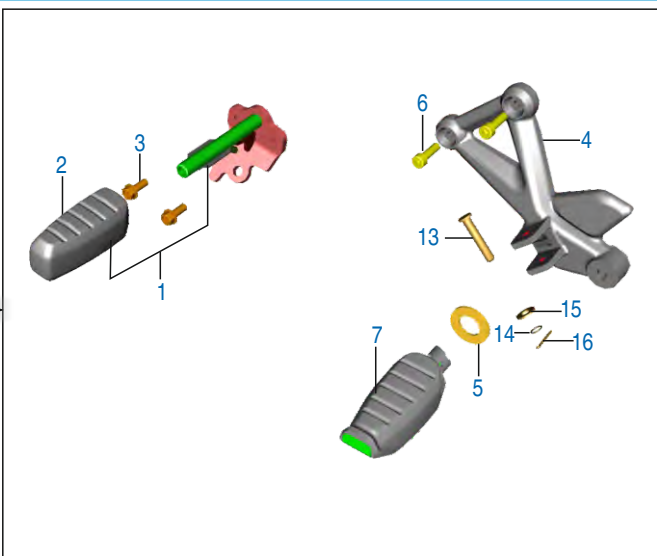
No.	Part No.	Description	Qty.	Remarks
1	JH 1220 11	Assly Swing Arm	1	
2	JH 1220 04	Shaft Swing Arm	1	
3	JH 1220 09	Seal Dust	4	
4	JH 1220 12	Sleeve	2	
5	JH 1220 13	Bearing Needle	2	
6	JH 1220 14	Chain Slider	1	
7	39 1053 15	Nut	1	
8	DJ 1510 36	Adjuster Chain LH	1	
9	DJ 1510 37	Adjuster Chain RH	1	
10	DJ 1510 47	Plate chain Adjuster	2	
11	39 0292 15	Nut	4	
12	JH 1220 03	Shock Absorber Rear	2	
13	39 0714 11	Washer Plain	2	
14	JB 1220 10	Plain Washer	4	
15	39 2726 12	Spring Washer	2	
16	39 2366 15	Dome Cap Nut	2	
17	JB 1220 16	Flange Bolt	2	
18	39 0454 11	Plain Washer	1	
19	39 0553 02	Self Tapping Screw	1	



Plate No.: 27

Pillion Foot Rest / Holder

LH



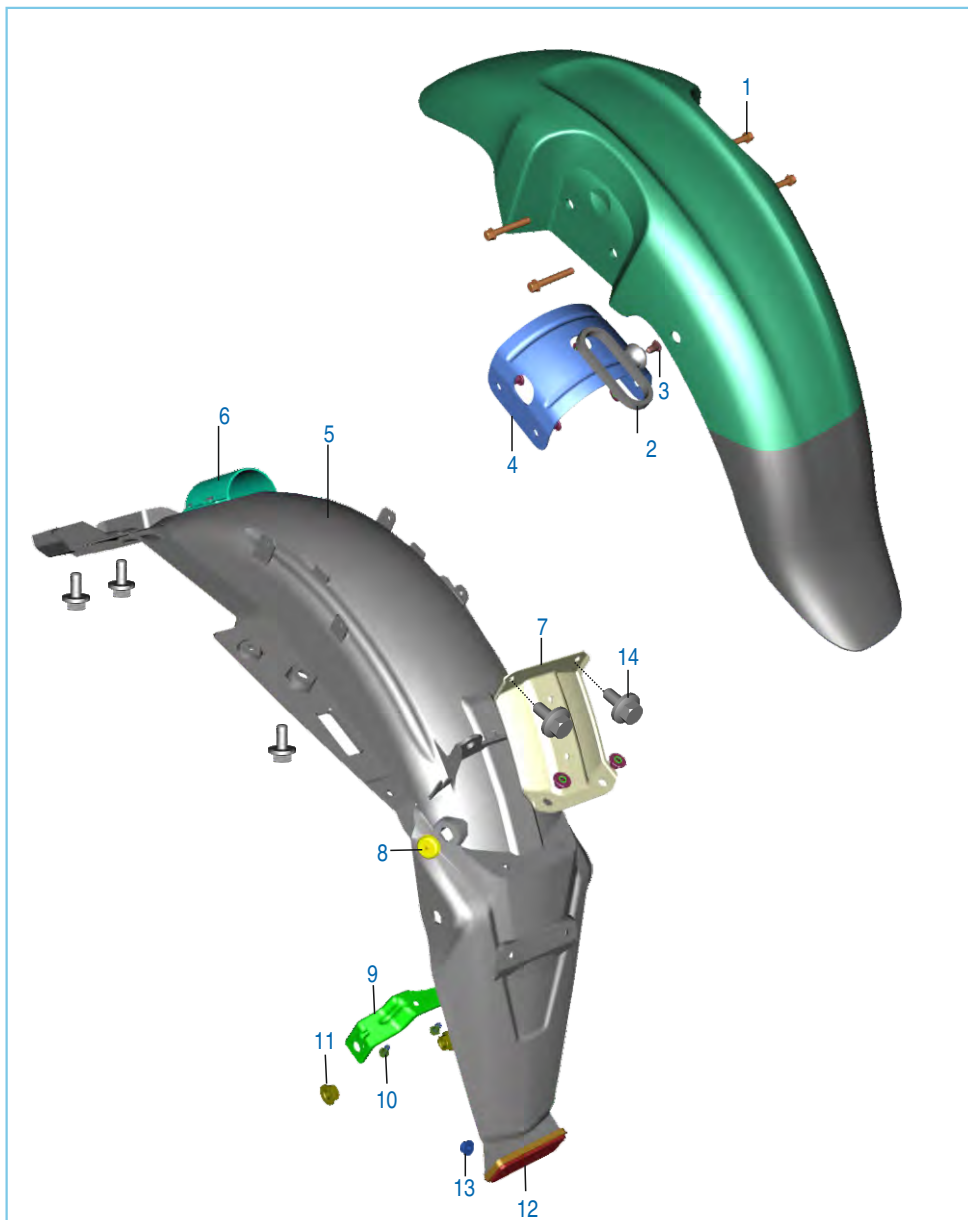
RH

No.	Part No.	Description	Qty.	Remarks
1	52 JH00 18	Assly Stay main step LH	1	
2	JH 1130 06	Rubber main Step	2	
3	LA D001 26	Bolt Flanged	2	
4	JH 1130 04	Pillion Step Holder LH	1	
5	JH 1130 12	Washer Nylon	2	
6	LA C000 23	Bolt Socket	4	
7	JH 1130 09	Assembly Pillion Step LH	1	
8	JH 1130 11	Assembly Pillion Step RH	1	
9	52 JH00 19	Assly Stay main step RH	1	
10	JH 1132 03	Damper Kick Stopper	1	
11	KA DD08 20	Bolt Flanged	2	
12	JH 1130 05	Pillion Step Holder RH	1	
13	DH 1610 61	Pin Pillion Step	2	
14	30 1410 31	O Ring	2	
15	KD BA08 18	Washer Plain	2	
16	KH AA25 20	Pin Cotter	2	



Plate No.: 28

Mudguard - Front & Rear

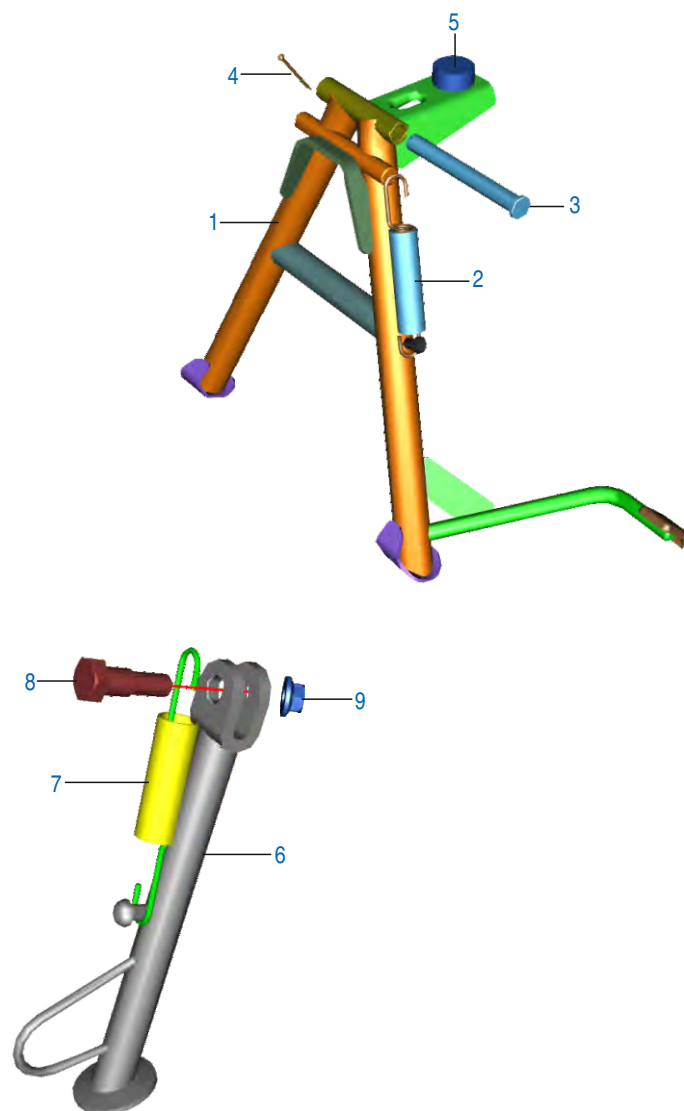


No.	Part No.	Description	Qty.	Remarks
1	39 1075 04	Bolt Flanged	4	
2	DS 1611 25	Cable Guide	1	
3	DJ 1610 69	Nail cable	1	
4	JH 1814 08	Fender Front Disc	1	
5	JH 1814 03	Fender Rear	1	
6	JH 1814 05	Cap Tool Kit	1	
7	JH 1814 04	Reinforcement Bkt Rear Fender	1	
8	DJ 2011 73	Grommet for Cables Rear Fender	2	
9	JH 1814 11	Reinforcement Blinker Mtg	1	
10	DJ 1013 05	Bolt Flange	2	
11	KC GD10 10	Nut Hex Flanged	2	
12	DD 2010 02	Reflex Reflector	1	
13	LC A000 08	Nut	1	
14	LA E000 22	Flanged Bolt	6	



Plate No.: 29

Stand Assembly

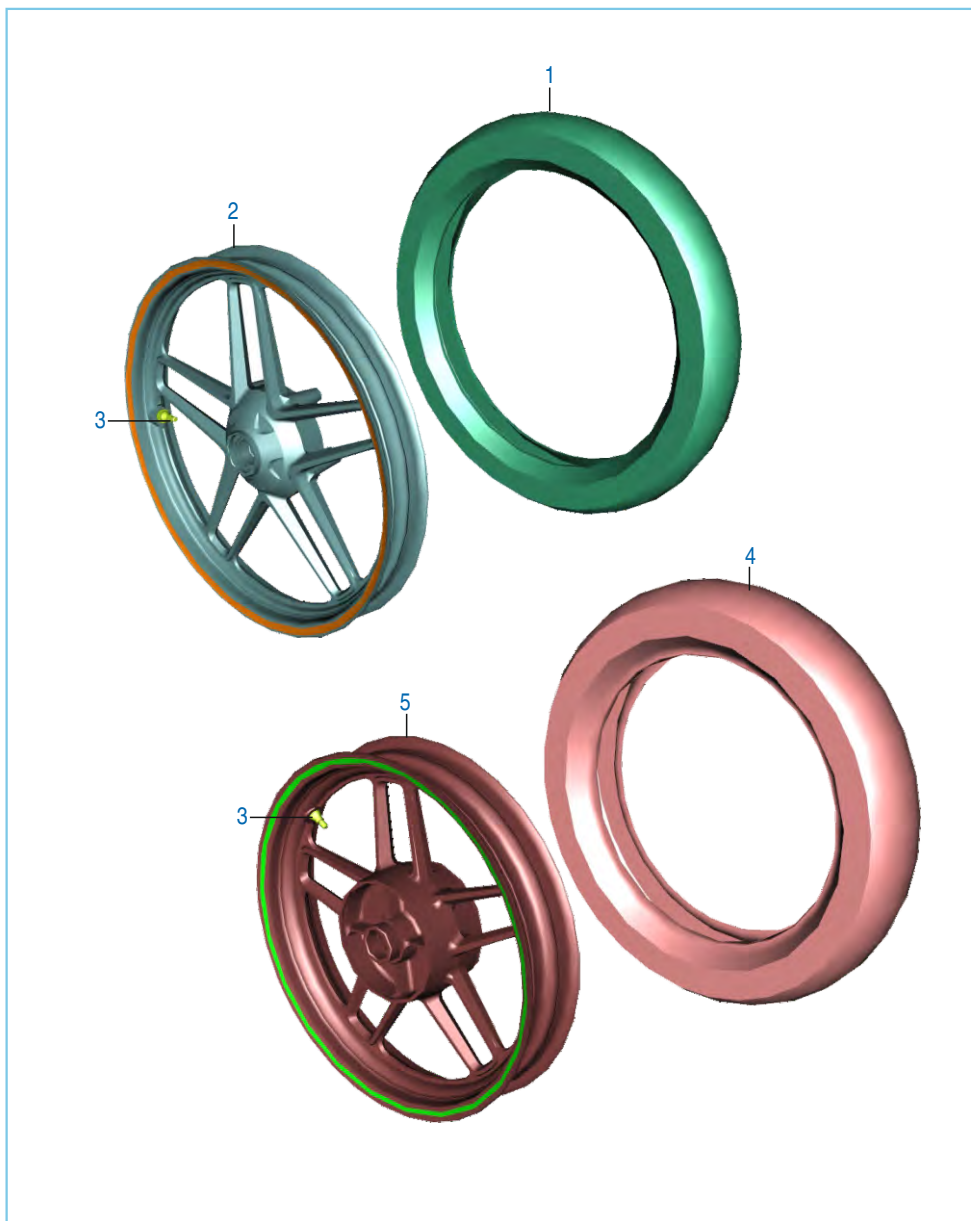


No.	Part No.	Description	Qty.	Remarks
1	JH 1132 01	Stand Center	1	
2	DH 1612 39	Spring M Stand With Cover	1	
3	30 1611 57	Shaft Stand	1	
4	KH AA32 35	Pin Cotter	1	
5	PA 1132 04	Damper Center Stand	1	
6	JH 1132 00	Side Stand	1	
7	DH 1612 40	Spring Side Stand with Cover	1	
8	DF 1611 02	Bolt	1	
9	39 0422 15	Nut	1	



Plate No.: 30

Tube / Tyre / Rim

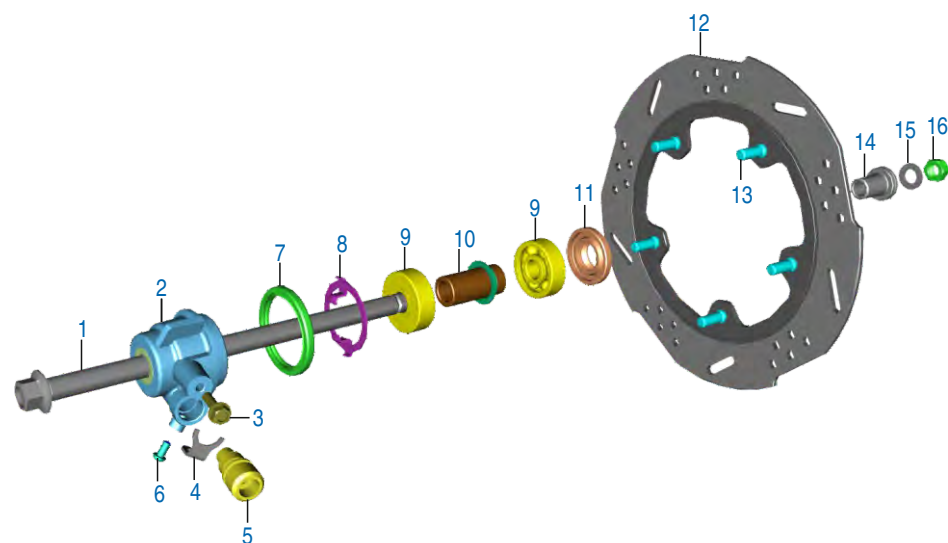


No.	Part No.	Description	Qty.	Remarks
1	JH 1310 06	Tyre Front	1	
2	JH 1310 01	Wheel Front	1	
3	DK 1510 26	Valve Tubeless Tyre	2	
4	JH 1312 02	Tyre Rear	1	
5	JH 1312 01	Wheel Rear	1	



Plate No.: 31

Front Hub

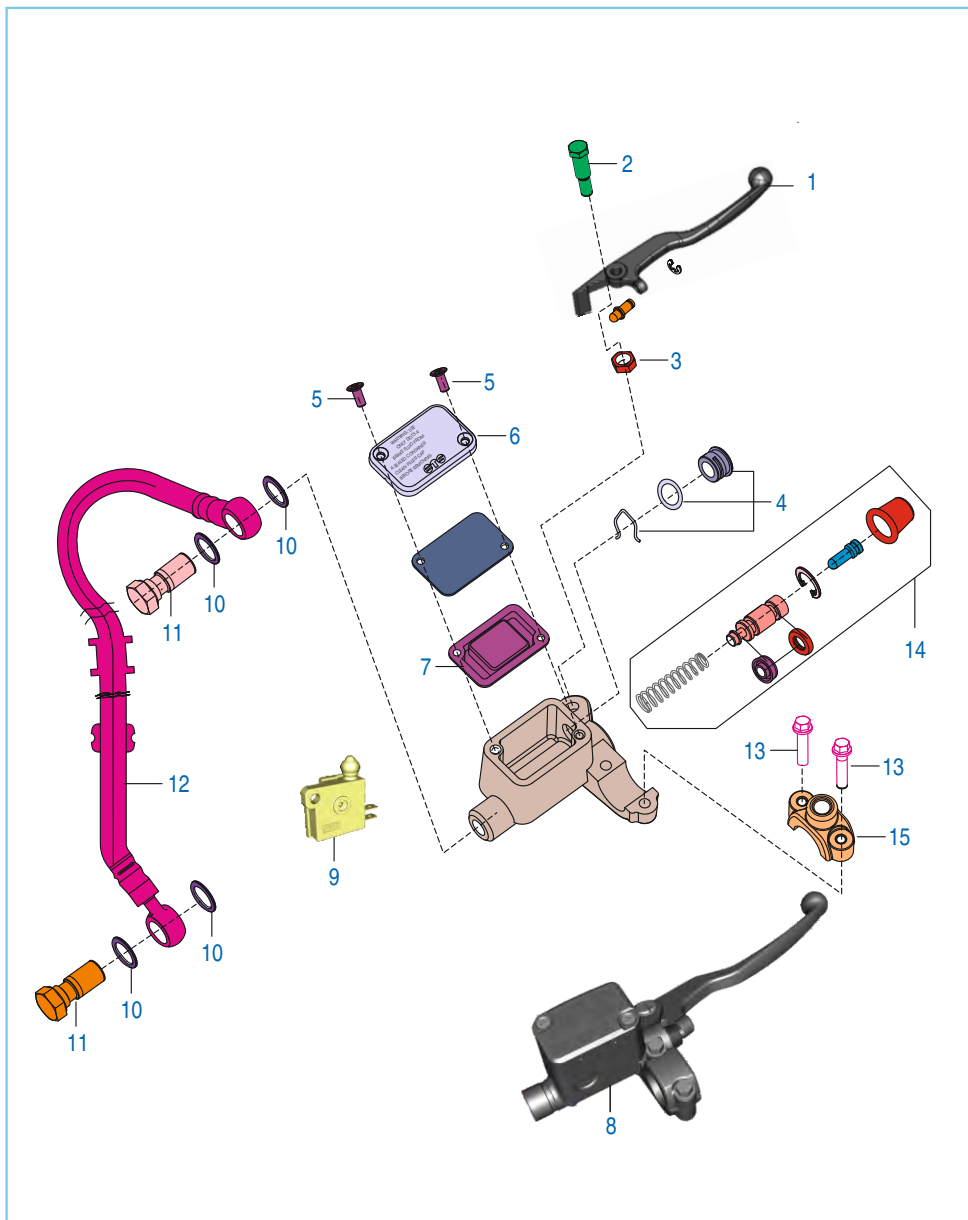


No.	Part No.	Description	Qty.	Remarks
1	JH 1310 11	Axel front	1	
2	JH 1316 00	Assly Case Meter	1	
3	KA Dc05 18	Bolt Flange	1	
4	30 1511 18	Stoooper for Bushing	1	
5	JA 1316 06	Bushing	1	
6	KB Bm04 08	Screw Pan Cross	1	
7	DE 1510 08	Seal Oil	1	
8	DE 1510 12	Plate Drive	1	
9	KP BB63 01	Bearing Ball	2	
10	DE 1510 06	Spacer Assly	1	
11	30 1510 33	Seal Oil	1	
12	JH 1318 22	Disc Front	1	
13	JD 1318 11	Bolt Special	5	
14	DS 1510 58	Spacer	1	
15	39 0781 11	Washer Plain	1	
16	59 1500 03	Nut U	1	



Plate No.: 32

Front Master Cylinder

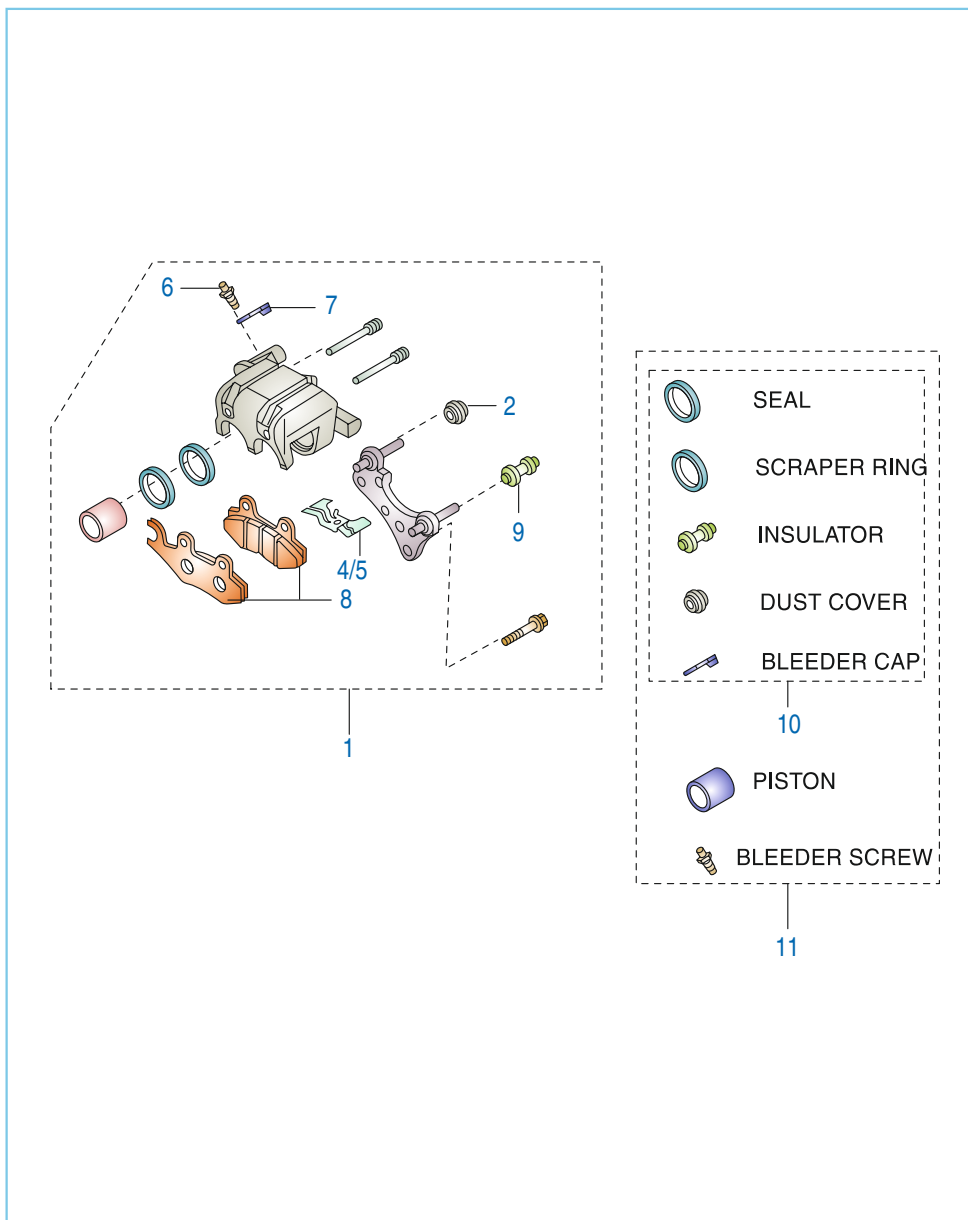


No.	Part No.	Description	Qty.	Remarks
1	DJ 1910 57	Lever Front Brake	1	
2	DJ 1910 29	Bolt Front Bracket I	1	
3	DJ 1910 30	Nut	1	
4	DE 1910 36	Oil Window Kit	1	
5	DJ 1910 31	Screw	2	
6	DE 1910 29	Cover - Reservoir	1	
7	DE 1910 28	Diaphragm	1	
8	DJ 1910 56	Master Cylinder Assly Front	1	
9	DJ 2011 09	Brake Switch	1	
10	DE 1910 10	Washer - Copper	4	
11	DK 1510 69	Bolt - Banjo	2	
12	JL 1318 02	Hose Assembly	1	
13	LA D000 37	Bolt Flanged M8X1X50	2	
14	36 DT00 34	Major Kit M Cylinder - ABS	1	
15	DK 1810 52	Clamp - Holder : RH	1	



Plate No.: 33

Front Disc Brake

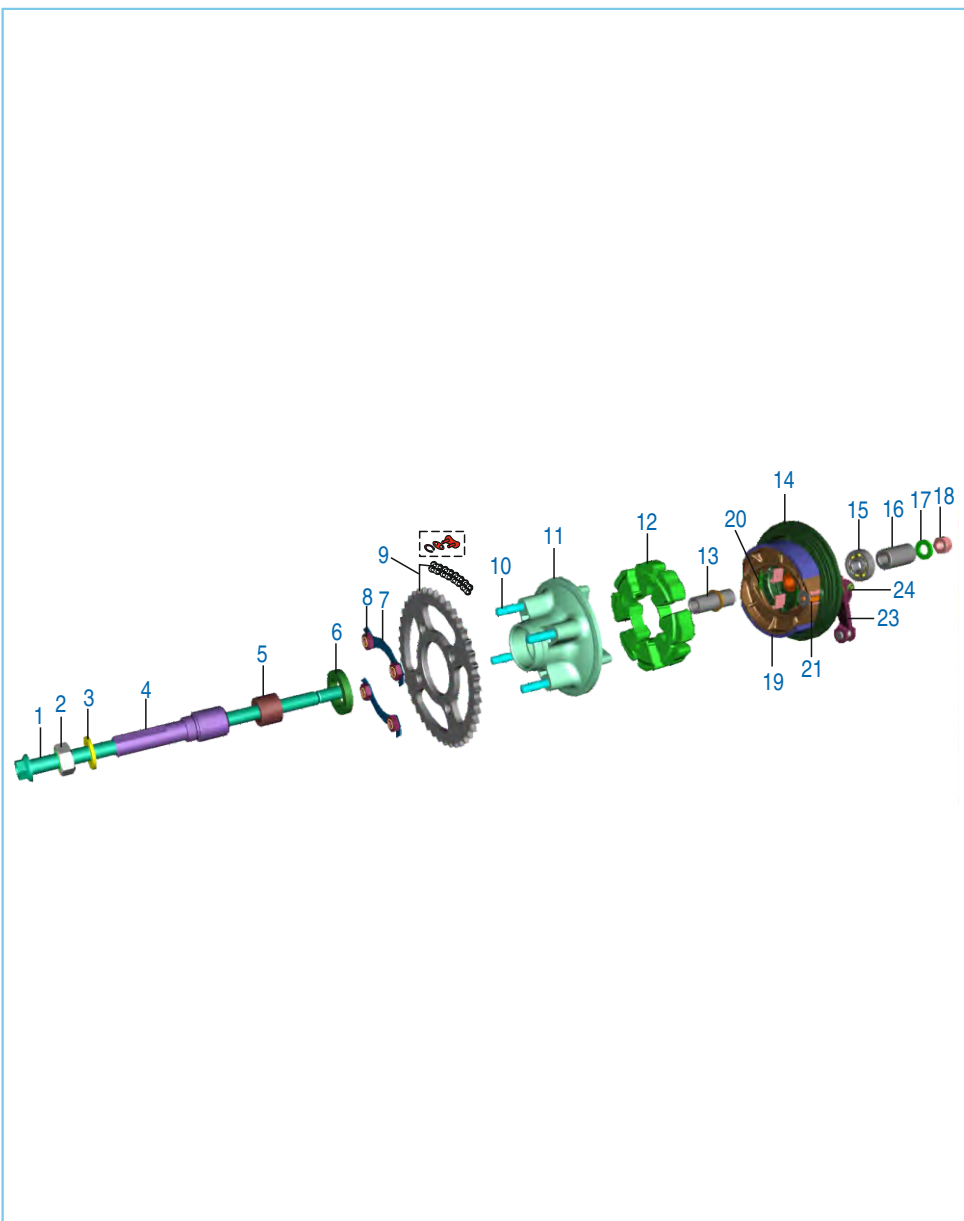


No.	Part No.	Description	Qty.	Remarks
1	DE 1510 14	Caliper Assly. Front	1	
2	DE 1510 45	Dust cover	1	
3	JD 1318 11	Bolt, Disc Plate	5	
4	DE 1510 48	Spring Pad	1	
5	36 PD00 43	Kit Caliper Assembly Pad Spring	1	
6	DE 1510 46	Bleeder Screw	1	
7	36 DK00 65	Bleeder Cap	1	
8	JW 1318 07	Disc Pad Set	1	
9	DE 1510 43	Insulator	1	
10	DE 1510 51	Minor Kit - Caliper	1	
11	DE 1510 52	Major Kit - Caliper	1	



Plate No.: 34

Rear Hub

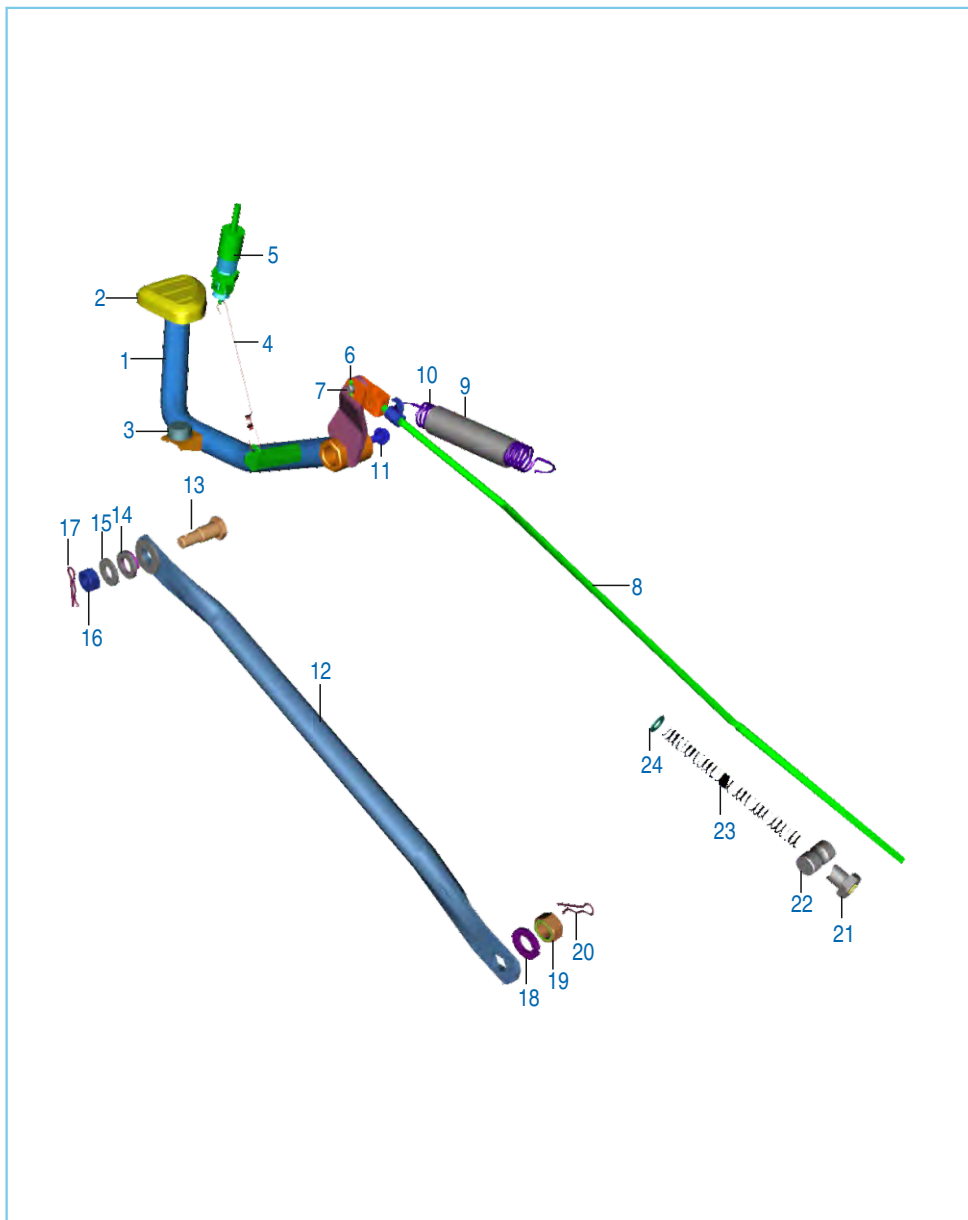


No.	Part No.	Description	Qty.	Remarks
1	DT 1312 07	Axel Rear	1	N.I
2	39 0801 15	Nut Hex Thin	1	
3	39 2567 11	Washer Plain	1	
4	JH 1312 03	Sleeve	1	
5	JH 1312 04	Collar	1	
6	DK 1510 12	Seal Oil	1	
7	PF 1312 20	Washer Lock For Nut	2	
8	LC B000 05	Nut Hex	4	
9	36 JH00 06	Chian Sprocket Kit	1	
10	DS 1510 73	Stud	4	
11	JC 1510 16	Coupling	1	
12	DK 1510 94	Coupling Rubber	1	
13	30 1510 75	Collar Bearing	1	
14	JH 1318 02	Assly Brake Panel Rear	1	
15	KP BB63 02	Bearing Ball	1	
16	DJ 1510 34	Collar	1	
17	LD B000 29	Washer Rear Axel RH	1	
18	DH 1710 19	U Nut Swing Arm	1	
19	JN 1318 12	Shoe Brake Rear	2	
20	30 1510 69	Spring Brake Shoe	2	
21	JC 1510 04	Cam Brake	1	
22	JC 1510 06	Indicator Brake Shoe	1	
23	JH 1318 03	Lever Brake Cam	1	
24	KA EF06 30	Bolt	1	



Plate No.: 35

Rear Brake Pedal

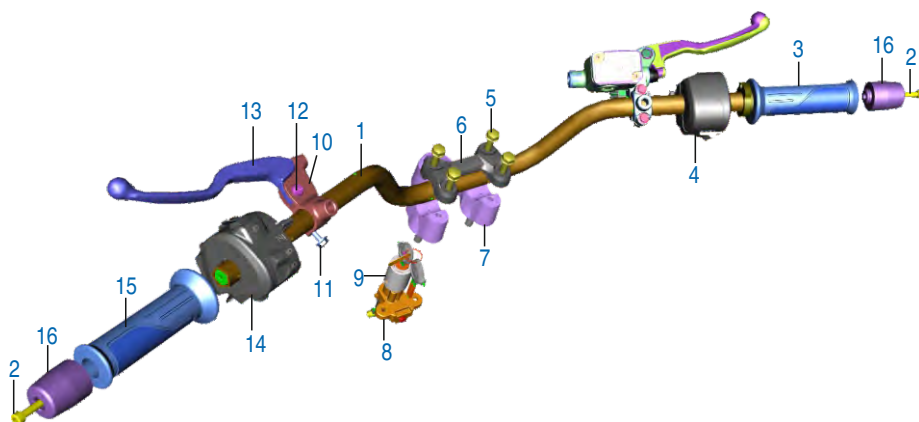


No.	Part No.	Description	Qty.	Remarks
1	52 JH00 22	Lever Brake Padel	1	
2	JH 1610 02	Pad Brake Padel	1	
3	DD 1610 78	Damper	1	
4	DT 1610 04	Brake Switch Spring	1	
5	JL 4014 06	Brake Switch Rear	1	
6	KH AA20 15	Pin Snap	1	
7	JZ 1318 75	Pin Brake Rod	1	
8	JH 1610 04	Brake Rod	1	
9	JD 1610 06	Sleeve Brake Return Spring	1	
10	JD 1610 02	Spring Brake Pedal	1	
11	39 1680 04	Bolt Flange	1	
12	JD 1220 04	Torque Rod	1	
13	DH 1510 29	Step Bolt	1	
14	39 0789 12	Washer Spring	1	
15	39 1540 11	Washer Plain	1	
16	39 0694 15	Hex Lock Nut	1	
17	39 0807 08	Pin snap	1	
18	KD DB10 18	Washer Spring Thin	1	
19	KC AA10 08	Nut Master	1	
20	KH BA08 28	Pin Snap	1	
21	30 1910 36	Brake Adjuster Nut	1	
22	15 1910 26	Pin	1	
23	30 1910 35	Spring	1	
24	39 0198 11	Washer Plain	1	
25	DG 1910 45	Washer Plain	1	N.I



Plate No.: 36

Handle Bar Assly



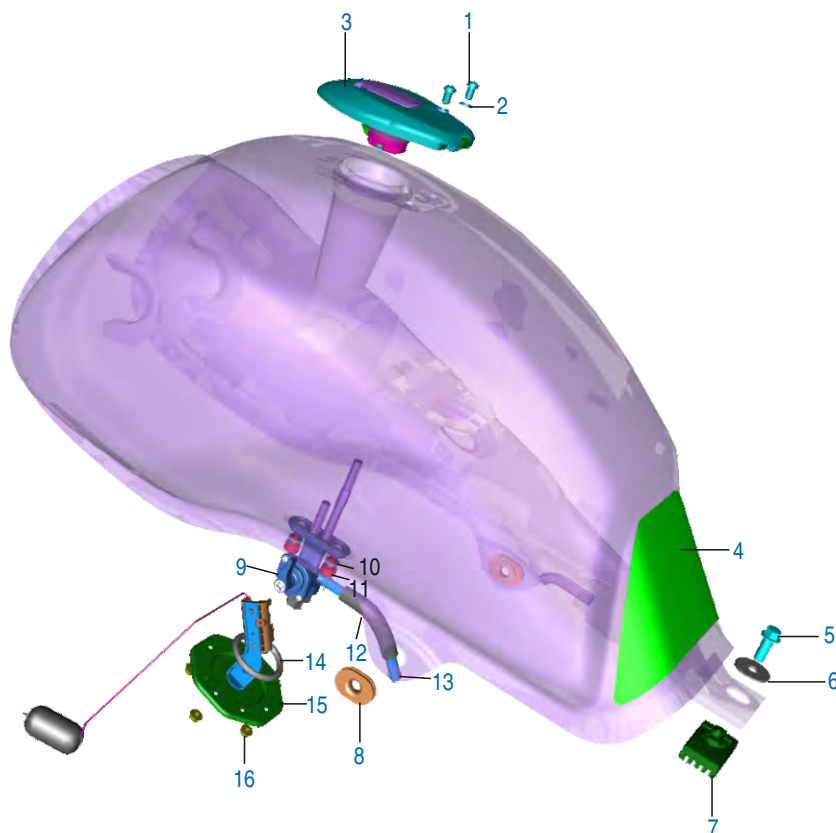
No.	Part No.	Description	Qty.	Remarks
1	JH 1510 01	Handle Bar	1	
2	KA CF06 55	Bolt Socket	2	
3	JH 1510 03	Assly Grip RH	1	
4	JH 4014 01	Switch control RH	1	
5	39 2582 04	Bolt Hex	4	
6	JH 1510 09	Handle Holder Upper	1	
7	JH 1510 07	Holder Handle Lower	1	
8	JZ 4014 00	Ignition Switch	1	
9	JH 2326 02	Assly Lock Set	1	
10	PF 1610 10	Holder Lever LH	1	
11	39 1553 04	Bolt Flange	1	
12	JZ 1610 28	Lever Pivot Bolt	1	
13	PF 1610 15	Lever Clutch	1	
14	JH 4014 00	Switch Control LH	1	
15	JH 1510 02	Grip Handle LH	1	
16	JH 1510 11	Handle Bar Weight	2	

74



Plate No.: 38

Petrol Tank, Cap Tank and Gauge Fuel

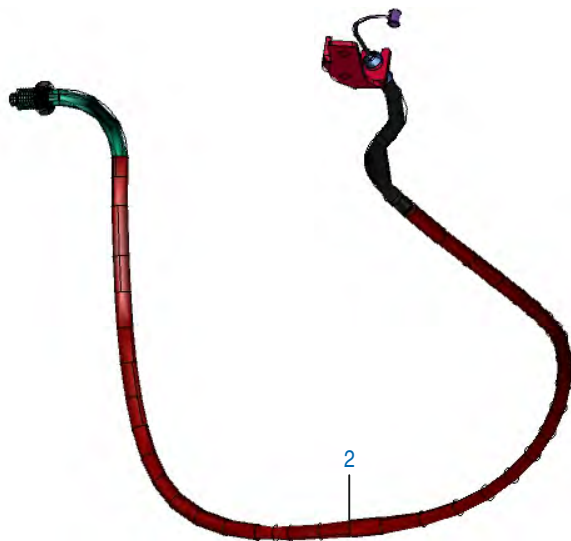



No.	Part No.	Description	Qty.	Remarks
1	AP 1012 55	Screw Pan	2	
2	39 2179 24	Washer	2	
3	JH 1710 33	Cap Fuel Tank	1	
4	JH 1710 08	Seat Tape	1	
5	LA D000 26	Bolt Flanged Small	1	
6	39 2424 11	Plain Washer	1	
7	JD 1110 52	Grommet Tank Mtg	1	
8	DS 1410 12	Grommet Side Cover FR	2	
9	JH 1718 00	Assly Fuel Cock	1	
10	39 0740 11	Washer	2	
11	JD 1718 01	Socket Head Bolt	2	
12	JH 1718 01	Pipe Fuel	1	
13	DK 1410 41	Pipe Clip	2	
14	JH 1710 17	O Ring Fuel Gauge	1	
15	JH 4026 00	Gauge Fuel Tank	1	
16	KC GA05 05	Nut Hex Flanged	4	



Plate No.: 39

Control Cables

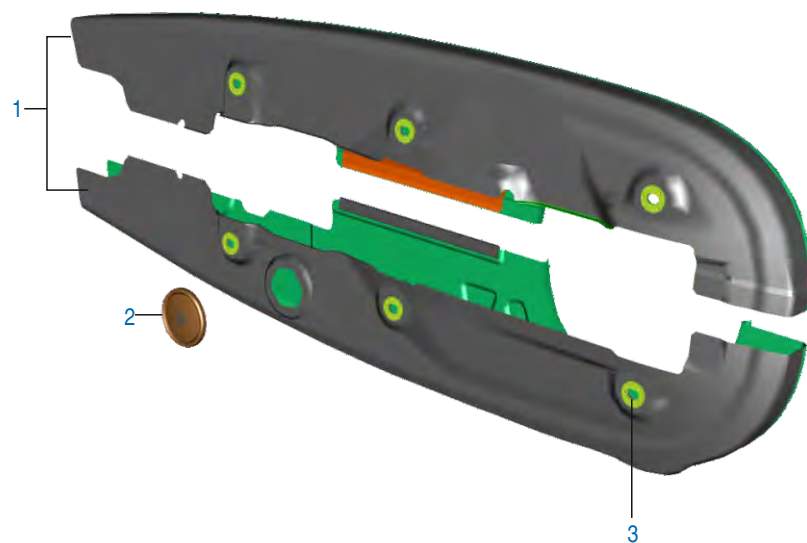


No.	Part No.	Description	Qty.	Remarks
1	JZ 1612 10	Cable Speedometer	1	
2	JH 1612 00	Cable Accelerator	1	
3	JZ 1612 24	Cable Clutch	1	N.I
4	JH 1612 02	Cable Choke	1	N.I



Plate No.: 40

Chain Case

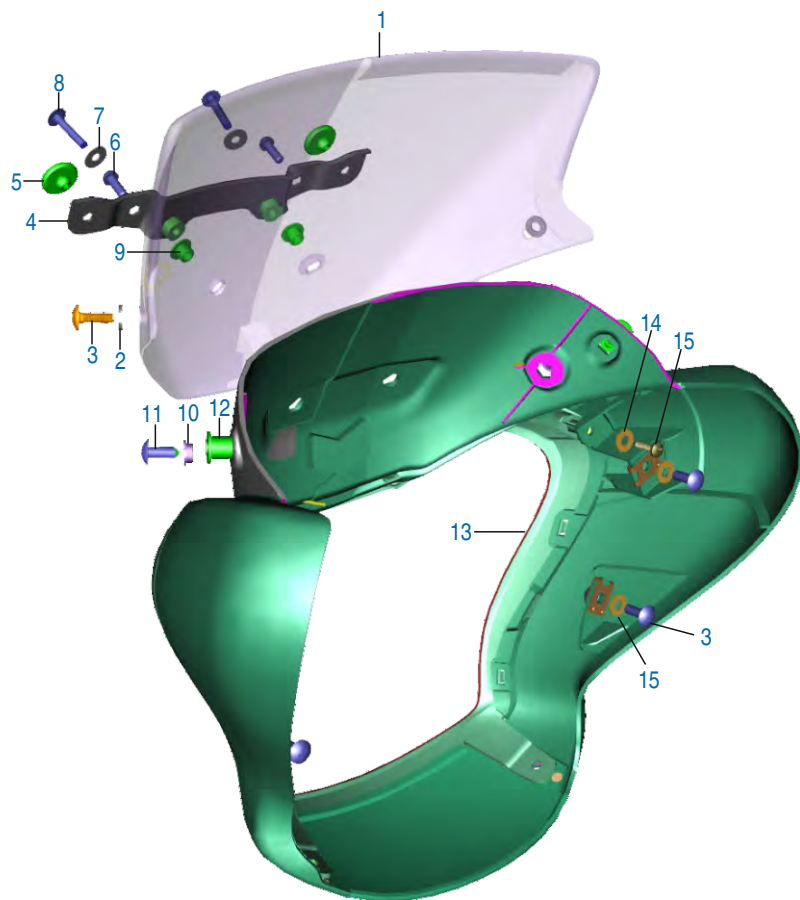


No.	Part No.	Description	Qty.	Remarks
1	36 JH00 02	Kit Chain case	1	
2	15 1610 69	Rubber cap	1	
3	LA D000 53	Bolt	6	



Plate No.: 41

Fairing

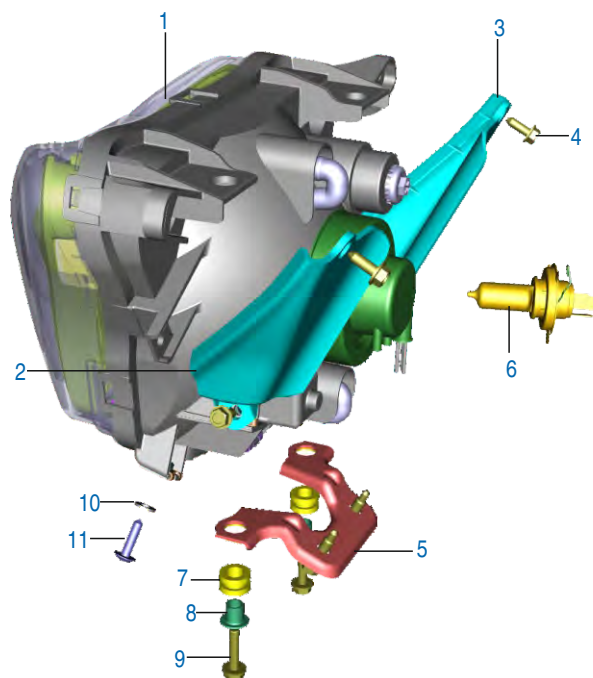


No.	Part No.	Description	Qty.	Remarks
1	JH 1812 15	Windshield	1	
2	39 2141 24	Washer nylon	4	
3	LB U000 23	Screw Truss	6	
4	JH 2328 00	Bkt no. Plate Mtg.	1	
5	JZ 2328 14	Pad Rubber no. Plate Bkt	2	
6	39 0044 01	Screw Round Head	2	
7	39 1501 11	Washer plain	2	
8	KB UC05 25	Screw Truss	2	
9	JH 1812 63	Collar For Wind shield Mtg	2	
10	JH 1812 62	Sleeve for Fairing Mtg	2	
11	LB U000 02	Screw Truss	2	
12	JG 1812 36	Well Nut	2	
13	JH 1812 23	Head Lamp Bezel	1	
14	KD BA05 12	Washer Plain	6	
15	KB RA42 16	Screw Tapping Pan	2	



Plate No.: 42

Head Lamp

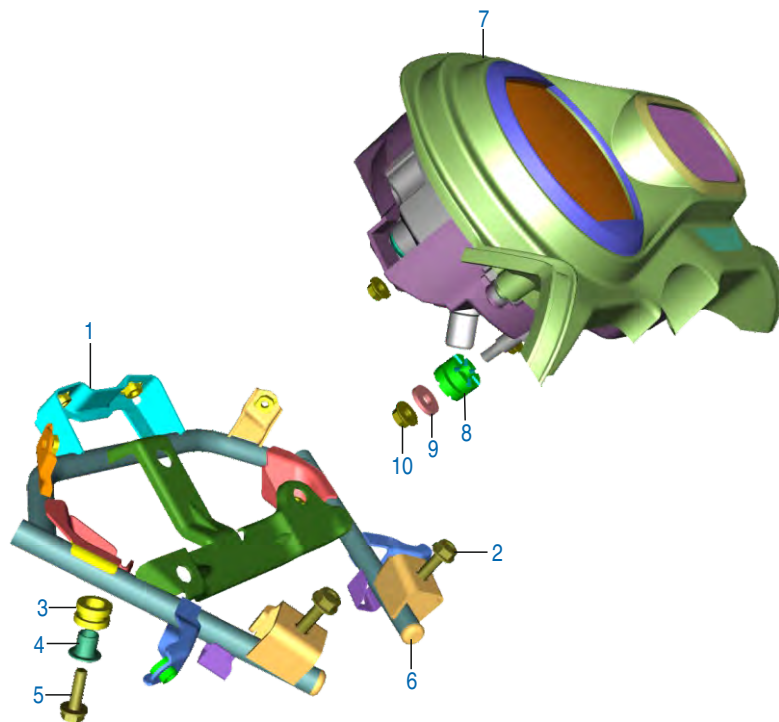


No.	Part No.	Description	Qty.	Remarks
1	JH 4010 08	Assly Head Lamp	1	
2	JH 1812 38	Cover Back Fairing LH	1	
3	JH 1812 39	Cover Back Fairing RH	1	
4	LA D001 65	Bolt Flange	4	
5	JH 1812 33	Bkt Head Lamp Mtg Lower	1	
6	EC 4010 30	HS1 Bulb 35 / 35W Osram	1	
7	JH 1812 41	Grommet Fairing Mtg	2	
8	JH 1812 42	Collar Fairing Mtg	2	
9	KA DC06 25	Bolt Flange	2	
10	39 2141 24	Washer Nylon	2	
11	LB U000 44	Screw Truss	2	
12	YJ H010 01	Wiring Harness Headlight	1	N.I



Plate No.: 43

Fairing Structure & Speedometer

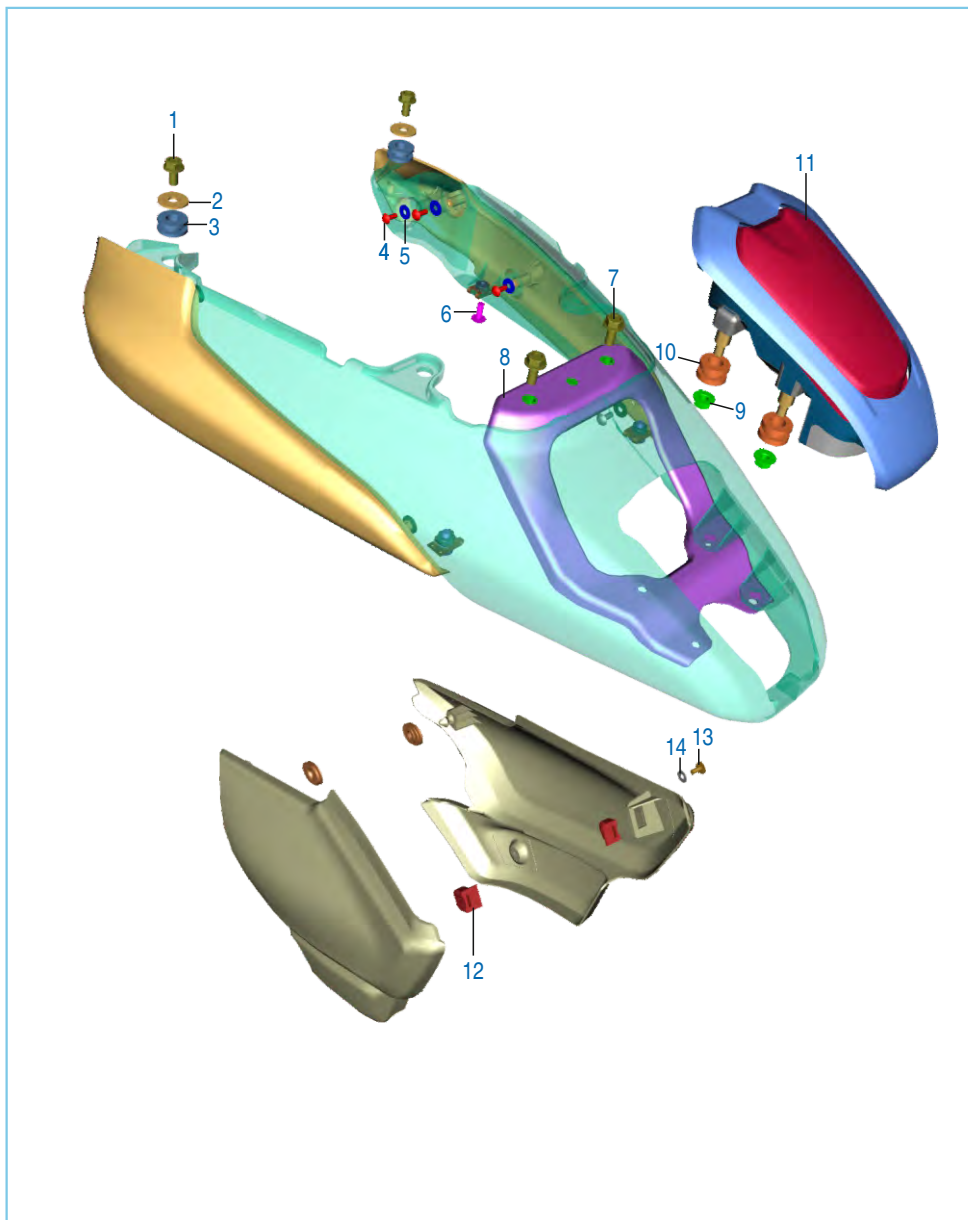


No.	Part No.	Description	Qty.	Remarks
1	JH 1812 07	Fairing Mtg Structure	1	
2	JL 5911 48	Bolt Hex Flange	2	
3	JH 1812 41	Grommet Fairing Mtg	2	
4	JH 1812 42	Collar Fairing Mtg	2	
5	KA DC06 20	Bolt Flange	2	
6	JH 1812 59	Plug Fairing Structure	2	
7	JH 4024 00	Speedometer	1	
8	JZ 1813 65	Grommet	3	
9	39 0258 11	Plain washer	3	
10	KC GA05 05	Nut Hex Flanged	3	



Plate No.: 44

Fittings - Seat Cover & Tail Lamp

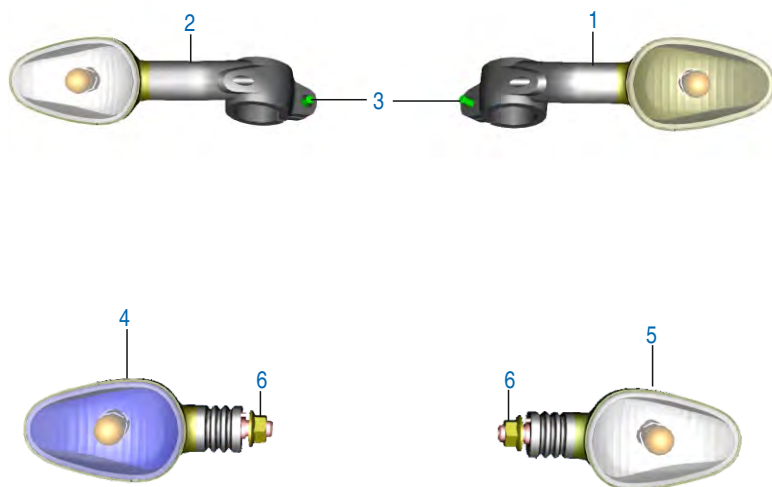


No.	Part No.	Description	Qty.	Remarks
1	KA DF06 12	Bolt Flange	2	
2	LD A000 18	Washer	2	
3	JL 1812 19	Grommet 1 Seat Cowl	2	
4	LB R000 03	Screw Cr Pan	8	
5	LD A000 07	Washer Plain Small	8	
6	LB U000 43	Screw Truss	4	
7	KA DF06 14	Bolt Flange	2	
8	JH 1812 28	Bkt Seat Cowl Mtg Rear	1	
9	KC GC05 05	Nut Hex Flanged	4	
10	JH 1812 34	Grommet Tail Lamp	4	
11	JH 4010 03	Tail Lamp	1	
12	JZ 1813 22	Grommet Side Cover	1	
13	DG 1611 21	Screw	1	
14	39 1789 24	Washer Nylon	1	
15	DS 1610 35	Clip Nut	1	N.I



Plate No.: 45

Indicator Light Assembly

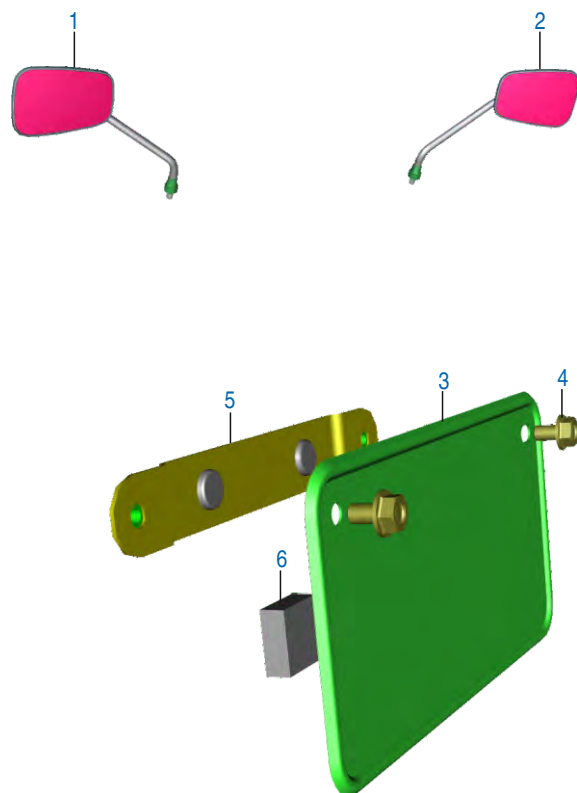


No.	Part No.	Description	Qty.	Remarks
1	JH 4010 06	Indicator Assy FR LH	1	
2	JH 4010 07	Indicator Assy FR RH	1	
3	KA DF06 20	Bolt flange	2	
4	JH 4010 00	Indicator Assy RR LH	1	
5	JH 4010 01	Indicator Assy RR RH	1	
6	KC GD10 10	Nut - Hexagon With Flange : M10	2	



Plate No.: 46

Mirror Assly & Number Plate

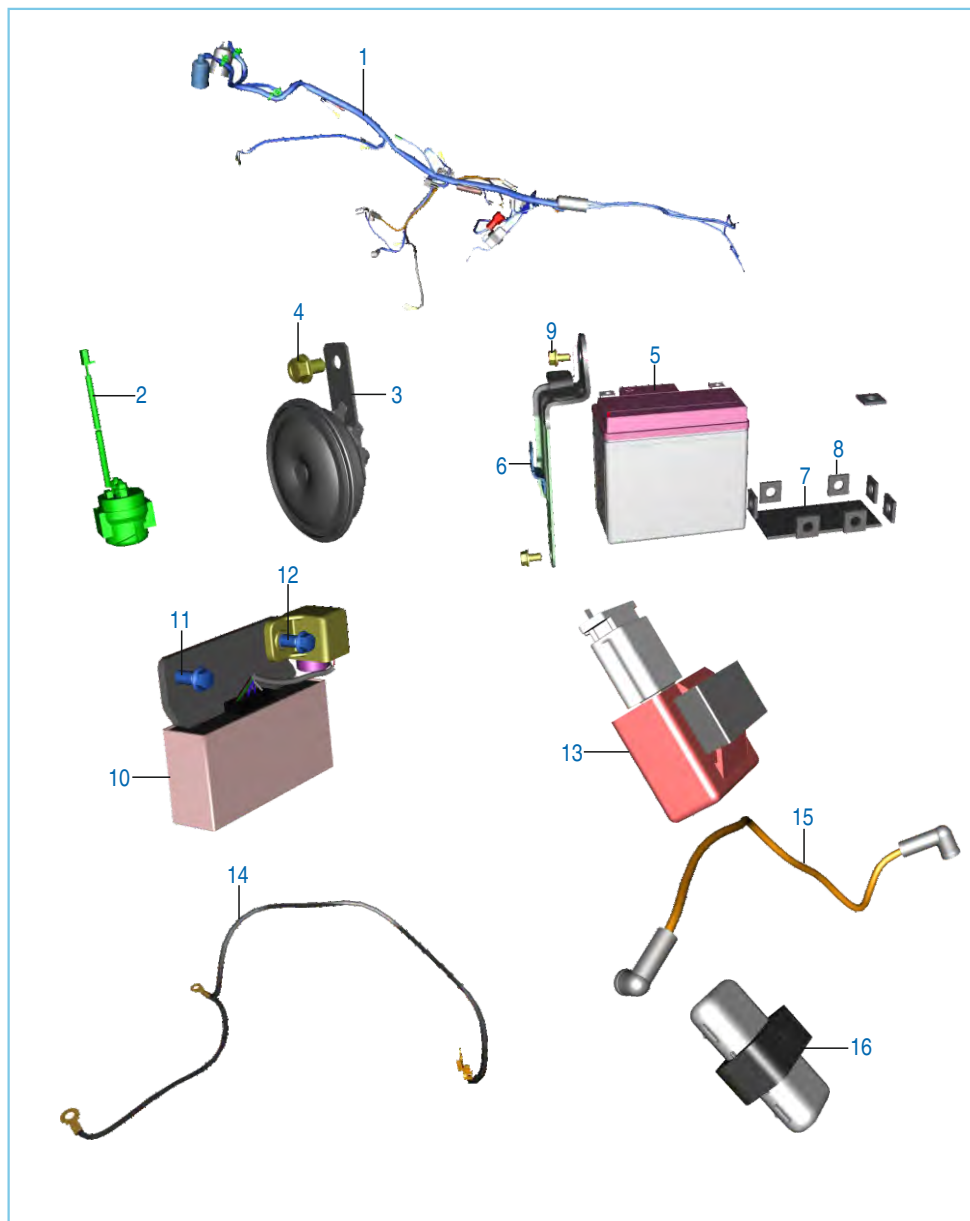


No.	Part No.	Description	Qty.	Remarks
1	JH 2316 00	Mirror assly LH	1	
2	JH 2316 01	Mirror assly RH	1	
3	DP 1611 45	Number Plate Rear	1	
4	KA DD06 10	Bolt flanged	2	
5	DJ 1610 72	Bkt Rear No. Plate	1	
6	JZ 2328 05	Foam Rear Number Plate	1	



Plate No.: 47

Electrical Equipments




No.	Part No.	Description	Qty.	Remarks
1	JH 4022 00	Harness Wiring	1	
2	JN 3516 04	Starter Relay with Grommet	1	
3	PA 4016 00	Horn	1	
4	KA DD08 12	Bolt	1	
5	JF 4018 08	Battery Dry	1	
6	JH 4018 00	Band Battery	1	
7	JZ 4018 09	Foam Battery	1	
8	GF 1611 31	Foam Strip	7	
9	KA DF06 10	Bolt	2	
10	JZ 4020 00	DC Regulator With Capacitor	1	
11	KA ED06 14	Bolt Flanged	1	
12	KA ED06 20	Bolt Flanged	1	
13	DS 2010 25	Assly DC Flasher	1	
14	JH 4022 01	Cable Assly Battery to Earth	1	
15	JH 4022 02	Cable Assly St motor To St Relay	1	
16	DJ 2012 19	Assly Fuse Box	1	



Plate No.: 48

Tool Kit

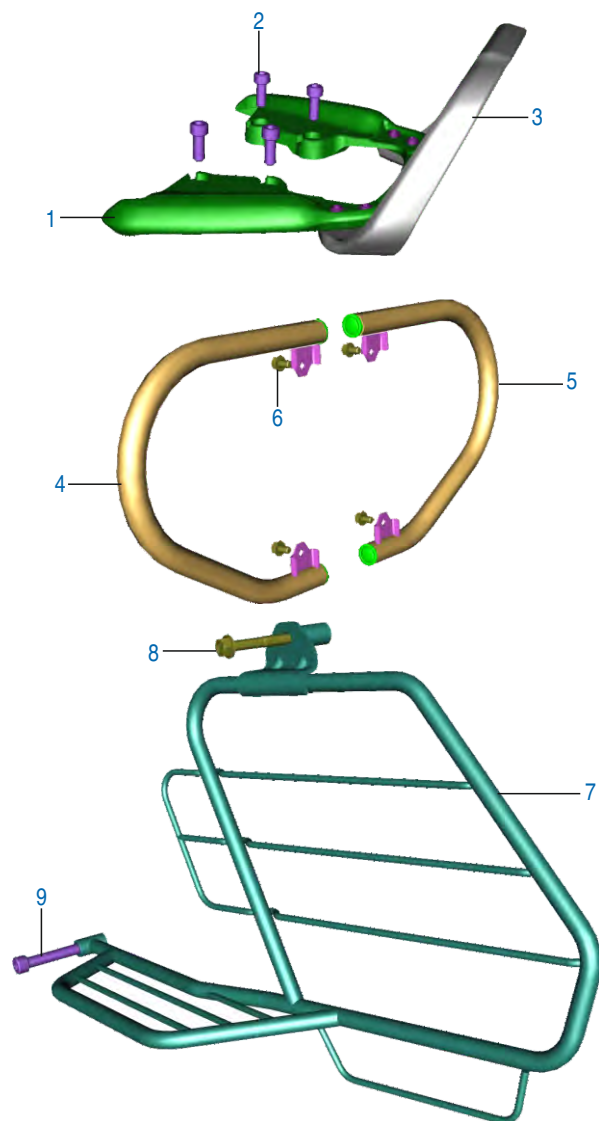


No.	Part No.	Description	Qty.	Remarks
1	DJ 2210 19	Tool Kit	1	Not Serviceable



Plate No.: 49

Grab Handle , Leg Guard & Saree Guard

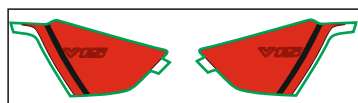



No.	Part No.	Description	Qty.	Remarks
1	JH 2314 00	Grab Handle	1	
2	KA CA08 20	Bolt Socket	4	
3	JH 2314 09	Kit Secondary Grab	1	
4	JH 2312 10	Assly Leg Guard LH	1	
5	JH 2312 11	Assly Leg Guard RH	1	
6	KA DD08 12	Bolt Flanged	4	
7	JH 2312 02	Guard Saree	1	
8	KA DD08 50	Bolt Flanged	1	
9	KA CF10 50	Bolt Socket	1	

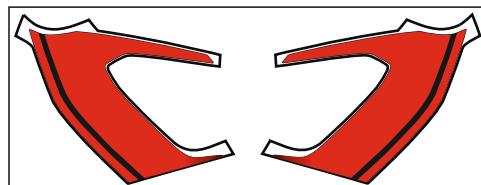


Plate No.: 50

Painted Parts & Decals



10/11



12



13



14



15

No.	Part No.	Description	Qty.	Remarks
1	52 JH00 87	Fuel Tank Pearl White With Decal	1	
	52 JH00 73	Fuel Tank Ebony Black With Decal	1	
	52 JH00 75	Fuel Tank Cocktail Wine Red	1	
2	52 JH00 82	Side Cover LH Pearl White With Decal	1	
	52 JH00 81	Side Cover RH Pearl White With Decal	1	
	52 JH00 69	Side Cover LH Cocktail Wine Red	1	
3	52 JH00 67	Side Cover LH Ebony Black With Decal	1	
	52 JH00 64	Side Cover RH Ebony Black With Decal	1	
	52 JH00 60	Side Cover RH Cocktail Wine Red	1	
4	56 JH05 7A	Painted Part Front Fender Pearl White	1	
	56 JH05 X3	Painted Part Front Fender Ebony Black	1	
	56 JH05 2V	Painted Part Front Fender Wine Red	1	
5	56 JH04 7A	Painted Part Fairing Pearl White	1	
	56 JH04 X3	Painted Part Fairing Ebony Black	1	
	56 JH04 2V	Painted Part Fairing Assembly C W Red	1	
6	JH 2314 00	Primary Grab Handle	1	
7	52 JH00 86	Cover Seat Pillion Pearl White	1	
	52 JH00 32	Cover Seat Pillion Ebony Black	1	
	52 JH00 59	Cover Seat Pillion Cocktail Wine Red	1	
8	56 JH45 X3	Painted Part Seat Cowl Ebony Black	1	
9	JH 1812 20	Cover Seat Cowl LH	1	
	JH 1812 21	Cover Seat Cowl RH	1	
10	JH 2330 25	Decal Side Cover LH - White	1	
	JH 2330 26	Decal Side Cover RH - White	1	
11	JH 2330 15	Decal Side Cover LH - Black	1	
	JH 2330 16	Decal Side Cover RH - Black	1	
12	JH 2330 21	Decal Kit Tank - White	1	
	JH 2330 14	Decal Kit Tank - Black	1	
13	JH 2330 18	Decal 3D - Tank	1	
14	JH 2330 19	Decal 3D - Side Cover	1	
15	JH 2330 20	Decal - Pillion Seat Cover	1	



Kit List

Sr No	Kit Part No.	Kit Description	Consisting of Following Parts		
			Part No.	Description	Qty/Kit
1	36JH0002	CHAIN CASE UPPER + LOWER	JH181200 JH181203	ASSEMBLY CHAIN CASE UPPER ASSEMBLY CHAIN CASE LOWER	1 1
2	36JH0003	BLOCK & PISTON	JH521004 JH521200	CYLINDER BLOCK C101_ALUMINIUM ASSEMBLY PISTON C101	1 1
3	36JH0004	FRICTION PLATE	JH551402	PLATE FRICTION C101	5
4	36JZ0122	CHAIN GUIDE	JE521025 JE541037	GUIDE TIGHT SIDE SILENT CHAIN D106A GUIDE SLACK SIDE SILENT CHAIN D106A	1 1
5	36JH0006	CHAIN SPROCKET	JH551201 DX151023 Pa141016	SPROCKET OUTPUT C101 SPROCKET 42 T 4 RUBBER CHAIN 428 H SERIES 124 LINKS	1 1 1
6	36JH0007	CLUTCH COVER	JH541201 JL541227 DS101215 30101142 31101064 BA102004	COVER CLUTCH C101 WINDOW OIL GUAGE WIRE CIRCLIP SEAL OIL PLUG PLUG	1 1 1 1 1 1
7	36JH0008	VALVE REPAIR	28101129 39201719 JZ511202 JA511203 DG101029	SEAT SPRING SEAL VALVE STEM SPRING VALVE RETAINER VALVE SPRING COTTER VALVE	1 1 1 1 2
8	36JH0009	BOSS KICK SET	JA621202 PA621202 30101234 30101236 22150241 30101235 39085517	LEVER KICK BOSS KICK LEVER D105A UG SPRING BALL STEEL WASHER - PLAIN PIN E-TYPE CIRCLIP	1 1 1 1 1 1 1
9	36JH0010	PRIMARY DRIVE & DRIVEN GEAR	JZ531006 JZ551403	GEAR PRIMARY DRIVE CLUTCH HSG ASSLY HTTS DISCO-H	1 1
10	36JH0011	FORK CYLINDER COMP	JH121015 DG181017 JH121049 DG181019	SEAT PIPE RING-FORK PISTON CAP OIL LOCK SPRING-REBOUND	1 1 1 1
11	36JH0012	CARB O RINGS&GASKET			
12	36JH0013	CARB JETS			
13	36JH0014	CARB THROTTLE VALVE			
14	36JH0015	CARB FLOAT CHAMBER BODY			



Kit List

Sr No	Kit Part No.	Kit Description	Consisting of Following Parts		
			Part No.	Description	Qty/Kit
15	36JH0016	CARB IDLING SCREW			
16	36JH0017	CARB TOP CAP			
17	36JH0018	CARB PLUNGER ASSLY			
18	36JH0001	PISTON RINGS	JH521203 JH521204 JH521205	PISTON RING TOP C101 PISTON RING SECOND C101 PISTON RING OIL C101	1 1 1
19	JH541000	ASSEMBLY CRANKCASE LH	39218919 39256220 JH541001 PF541044 39258320 DH101264 31201081 JA541005 39219019 JZ541005	OIL SEAL NEEDLE ROLLER BRG. CRANKCASE LH C101 INSERT CRANKCASE LH B104D BEARING BALL6004-SKF GASKET NEUTRAL SWITCH (T1.5) SWITCH COMPLETE BUSH BENDIX OIL SEAL NOZZLE OIL JET	1 1 1 1 1 1 1 1 1 1
20	JH541008	ASSEMBLY CRANKCASE RH	JH541007 PF541045 59200036 JA541010 DH101380 KPB6201 PF541018 JA541012 39196404 JA541014 BA102004 JE541028	CRANKCASE RH INSERT CRANKCASE RH B104D 6203 HN3 C3 BALL BEARING STOPPER PLATE INPUT BEARING SCREW PAN HEAD(M6X12) BEARING BALL C3 CLEARANCES BUSHING DRUM BM150 4 SPD GUIDE KICK BOLT-FLANGED-SMALL BOLT SHIFT CHANGE PLUG PIN K11	1 1 1 1 1 1 1 1 2 1 1 1
21	JH511000	ASSEMBLY CYLINDER HEAD	JH511001 JZ511017 JZ511018 JF511008 JF511216 DH101174	CYLINDER HEAD MACHINED SEAT VALVE INLET SEAT VALVE EXHAUST GUIDE VALVE WITH CLIP VALVE GUIDE CLIP VALVE GUIDE	1 1 1 2 4 4
22	JH232602	ASSEMBLY LOCK SET - NON EVAP	Jz401400 JH232600 JH171033 DH161231 JH541203	IGNITION SWITCH 2 PT. MOUNTING KEY SET CAP FUEL TANK LOCK SIDE COVER MAGNETO COVER C101	1 1 1 1 1
23	JH541202	ASSEMBLY MAGNETO COVER	JH511202	VALVE INTAKE	1
24	36JH0019	VALVE INTAKE & EXHAUST	JH511203	VALVE EXHAUST	1



Kit List

103

Kit List

104



Amendment Sheet

Page no.	Fig. no.	Old part no.	New part no.	Description	Updation date	Remarks
66	18	30151105	JN131812	SHOE BRAKE	13.05.16	NON ASBESTOS PART NO ADDED
92	12	-----	DJ201219	ASSLY FUSE BOX	07.06.16	ADDITION
64	8	DE151037	JW131807	DISC PAD SET	12.08.16	UPDATION
96	1	-----	52JH0075	FUEL TANK C WINE RED	12.08.16	ADDITION
96	2	-----	52JH0069	SIDE COVER LH C WRED	12.08.16	ADDITION
96	3	-----	52JH0060	SIDE COVER RH C W RED	12.08.16	ADDITION
96	4	-----	56JH052V	FRONT FENDER WINE RED	12.08.16	ADDITION
96	5	-----	56JH042V	FAIRING ASSLY C W RED	12.08.16	ADDITION
96	6	-----	52JH0059	COVER SEAT PILLION	12.08.16	ADDITION



Amendment Sheet

Page no.	Fig. no.	Old part no.	New part no.	Description	Updation date	Remarks



Parts Index

Part Number	Figure No.	Page No.	Part Number	Figure No.	Page No.
14151033	15	32	39080708	17	70
15161069	2	80	39098717	4	14
15191026	22	70	39099206	3	16
30101061	22	14	39099311	8	26
30101142	8	28	39099906	4	24
30101195	2	30	39099906	10	28
30141031	14	54	39104119	18	28
30151033	11	62	39105315	7	52
30151069	20	68	39107504	1	56
30151075	13	68	39118101	21	74
30151118	4	62	39122515	10	48
30161157	3	58	39128321	7	4
30181026	5	74	39150111	7	82
30191035	23	70	39154011	15	70
30191036	21	70	39155304	11	32
31101006	7	2	39155304	11	72
31201081	5	22	39161211	3	2
39004401	6	82	39167121	3	28
39019811	24	70	39167304	8	2
39024011	13	32	39167304	11	8
39025811	9	86	39167304	5	28
39029215	11	52	39167404	2	42
39042215	9	58	39168004	11	70
39045411	18	52	39175904	15	22
39055302	19	52	39178924	14	88
39069415	16	70	39196404	8	20
39071411	13	52	39197015	3	48
39073817	5	26	39198104	25	14
39074011	10	76	39214124	2	82
39078111	15	62	39214124	10	84
39078912	14	70	39216611	18	14
39078912	20	74	39217924	2	76
39080115	2	68	39218919	9	22
			39219019	10	22



Parts Index

Part Number	Figure No.	Page No.	Part Number	Figure No.	Page No.
39220011	12	32	36JH0009	12	26
39229515	3	4	36JH0011	14	74
39229515	4	40	36JH0012	2	34
39236615	16	52	36JH0013	3	34
39240817	10	26	36JH0014	4	34
39242411	6	76	36JH0015	5	34
39242511	8	40	36JH0016	6	34
39244011	2	6	36JH0017	7	34
39253921	11	4	36JH0018	8	34
39256220	13	22	36JH0019	7	6
39256711	3	68	36JH0021	1	22
39258204	5	72	36JH0022	2	20
39258320	12	22	36JH0023	1	2
39260011	4	32	36JZ0122	4	8
39260801	8	4	36PA0144	2	50
39262921	6	4	36Pa0144	18	74
39266921	9	8	36PD0043	5	66
39272612	15	52	52JA0029	6	20
59040038	11	22	52JH0018	1	54
59040038	9	28	52JH0019	9	54
59040038	6	30	52JH0022	1	70
59150003	16	62	52JH0032	7	100
59150014	7	12	52JH0059	7	100
59200036	3	20	52Jh0060	3	100
36DK0065	7	66	52JH0064	3	100
36DT0034	14	64	52JH0067	3	100
36JF0022	9	34	52JH0069	2	100
36JH0001	2	10	52JH0073	1	100
36JH0002	1	80	52JH0075	1	100
36JH0003	1	10	52JH0081	2	100
36JH0004	6	32	52JH0082	2	100
36JH0006	9	68	52JH0086	7	100
36JH0007	1	28	52JH0087	1	100
36JH0008	6	6	52JZ0264	1	18



Parts Index

Part Number	Figure No.	Page No.	Part Number	Figure No.	Page No.
56JH042V	5	100	DG121003	6	36
56JH047A	5	100	DG121040	12	38
56JH04X3	5	100	DG161121	13	88
56JH052V	4	100	DG181013	9	74
56JH057A	4	100	DG181015	11	74
56JH05X3	4	100	DG181021	8	74
56JH45X3	8	100	DG181022	7	74
AP101255	1	76	DG181023	6	74
BF561219	4	18	DG181024	10	74
CS101128	7	8	DG181026	17	74
DD101062	10	8	DG191045	25	70
DD101097	13	26	DH101235	19	14
DD111012	2	44	DH101295	3	6
DD111018	4	4	DH101380	5	20
DD121181	4	28	DH101380	4	22
DD161078	3	70	DH101380	9	42
DD201002	12	56	DH101392	5	8
DE151006	10	62	DH101509	10	18
DE151008	7	62	DH101648	14	32
DE151012	8	62	DH111013	4	44
DE151014	1	66	DH111015	3	44
DE151037	8	66	DH121059	10	34
DE151043	9	66	DH121063	11	34
DE151045	2	66	DH121064	16	34
DE151046	6	66	DH121093	15	34
DE151048	4	66	DH151029	13	70
DE151051	10	66	DH161061	13	54
DE151052	11	66	DH161233	9	46
DE191010	10	64	DH161239	2	58
DE191028	7	64	DH161240	7	58
DE191029	6	64	DH171019	18	68
DE191036	4	64	DJ101064	2	40
DF161102	8	58	DJ101305	10	56
DG101029	5	6	DJ151034	16	68



Parts Index

Part Number	Figure No.	Page No.	Part Number	Figure No.	Page No.
DJ151036	8	52	DS181015	10	50
DJ151037	9	52	DS181016	9	50
DJ151047	10	52			
DJ161069	3	56			
DJ161072	5	92			
DJ191029	2	64			
DJ191030	3	64			
DJ191031	5	64			
DJ191056	8	64			
DJ191057	1	64			
DJ201109	9	64			
DJ201173	8	56			
DJ201219	16	94			
DJ221019	1	96			
DK101610	5	40			
DK101751	1	6			
DK141041	13	76			
DK151012	6	68			
DK151026	3	60			
DK151069	11	64			
DK151094	12	68			
DK181052	15	64			
DP121025	14	38			
DP121059	12	34			
DP161145	3	92			
DS101117	6	26			
DS101154	3	12			
DS101215	6	28			
DS121126	15	38			
DS141012	8	76			
DS151058	14	62			
DS151073	10	68			
DS161035	15	88			
DS161125	2	56			



Parts Index

Part Number	Figure No.	Page No.
JE551408	12	28
JE581035	7	36
JE581039	3	36
JE581218	14	34
JE581223	13	34
JE581416	10	4
JE621003	4	26
JE621004	3	26
JE621403	5	42
JF401808	5	94
JG181236	12	82
JH111000	1	50
JH113004	4	54
JH113005	12	54
JH113006	2	54
JH113009	7	54
JH113011	8	54
JH113012	5	54
JH113200	6	58
JH113201	1	58
JH113203	10	54
JH113400	4	48
JH113401	5	48
JH113402	1	48
JH113403	8	48
JH113800	6	50
JH113810	11	50
JH121005	13	74
JH121006	19	74
JH121009	1	74
JH121010	23	74
JH121011	22	74
JH121012	2	74
JH121013	3	74

Part Number	Figure No.	Page No.
JH121014	24	74
JH121016	16	74
JH121019	25	74
JH121032	15	74
JH121033	12	74
JH122003	12	52
JH122004	2	52
JH122009	3	52
JH122011	1	52
JH122012	4	52
JH122013	5	52
JH122014	6	52
JH131001	2	60
JH131006	1	60
JH131011	1	62
JH131201	5	60
JH131202	4	60
JH131203	4	68
JH131204	5	68
JH131600	2	62
JH131802	14	68
JH131803	23	68
JH131822	12	62
JH151001	1	72
JH151002	15	72
JH151003	3	72
JH151007	7	72
JH151009	6	72
JH151011	16	72
JH151018	7	50
JH161002	2	70
JH161004	8	70
JH161200	2	78
JH161202	4	78

Parts Index

Part Number	Figure No.	Page No.
JH161203	10	46
JH161204	11	46
JH171008	4	76
JH171014	3	50
JH171016	5	50
JH171017	14	76
JH171033	3	76
JH171800	9	76
JH171801	12	76
JH181207	1	86
JH181215	1	82
JH181220	9	100
JH181221	9	100
JH181223	13	82
JH181228	8	88
JH181233	5	84
JH181234	10	88
JH181238	2	84
JH181239	3	84
JH181241	7	84
JH181241	3	86
JH181242	8	84
JH181242	4	86
JH181244	5	46
JH181255	7	46
JH181259	6	86
JH181262	10	82
JH181263	9	82
JH181403	5	56
JH181404	7	56
JH181405	6	56
JH181408	4	56
JH181411	9	56
JH191000	1	46

Part Number	Figure No.	Page No.
JH231202	7	98
JH231210	4	98
JH231211	5	98
JH231400	1	98
JH231400	6	100
JH231409	3	98
JH231600	1	92
JH231601	2	92
JH232602	9	72
JH232800	4	82
JH233014	12	100
JH233015	11	100
JH233016	11	100
JH233018	13	100
JH233019	14	100
JH233020	15	100
JH233021	12	100
JH233025	10	100
JH233026	10	100
JH351005	8	42
JH351200	9	44
JH351203	1	44
JH351205	5	44
JH351600	1	42
JH401000	4	90
JH401001	5	90
JH401003	11	88
JH401006	1	90
JH401007	2	90
JH401008	1	84
JH401400	14	72
JH401401	4	72
JH401800	6	94
JH402200	1	94





Parts Index

Part Number	Figure No.	Page No.
JH402201	14	94
JH402202	15	94
JH402400	7	86
JH402600	15	76
JH501001	1	20
JH511016	1	4
JH511017	3	8
JH511028	9	2
JH511207	4	6
JH511208	1	8
JH531000	1	12
JH541015	16	22
JH541202	1	30
JH541205	7	30
JH541207	10	42
JH541210	16	28
JH541212	15	28
JH541217	2	28
JH551001	20	14
JH551002	21	14
JH551201	23	14
JH551201	24	14
JH551203	14	14
JH551204	17	14
JH551205	16	14
JH551206	15	14
JH551400	1	32
JH551404	8	32
JH551405	9	32
JH561000	8	16
JH561402	8	18
JH561404	9	18
JH581000	1	38
JH581003	7	38

Part Number	Figure No.	Page No.
JH581004	3	38
JH581005	10	38
JH581007	11	38
JH581011	9	38
JH581015	13	38
JH581200	1	34
JH581201	17	34
JH581202	18	34
JH581401	9	4
JH582200	1	36
JH582400	2	36
JH582405	5	36
JH582601	5	38
JH582602	4	38
JH591034	6	40
JH621401	4	42
JL131802	12	64
JL181219	3	88
JL401406	5	70
JL521002	4	10
JL541227	7	28
JL591148	2	86
JN131812	19	68
JN351604	2	94
JW351400	3	10
JW561206	2	18
JW561208	3	18
JW591028	9	40
JY581028	4	36
JZ131875	7	70
JZ151084	8	50
JZ161028	12	72
JZ161210	1	78
JZ161224	3	78

Parts Index

Part Number	Figure No.	Page No.
JZ181322	12	88
JZ181365	8	86
JZ191010	4	46
JZ191011	2	46
JZ232805	6	92
JZ232814	5	82
JZ401400	8	72
JZ401809	7	94
JZ402000	7	44
JZ402000	10	94
JZ531006	2	12
JZ541005	14	22
JZ551403	3	32
JZ561002	9	16
JZ571000	1	24
KACA0820	2	98
KACF0655	2	72
KACF0830	4	74
KACF1050	9	98
KADc0518	3	62
KADC0620	5	86
KADC0625	9	84
KADD0610	4	92
KADD0622	8	46
KADD0812	4	94
KADD0812	6	98
KADD0820	11	54
KADD0850	8	98
KADD0865	6	48
KADD08A0	7	48
KADD1055	7	40
KADD10B5	9	48
KADF0610	4	50
KADF0610	9	94

Part Number	Figure No.	Page No.
KADF0612	1	88
KADF0614	7	88
KADF0620	3	90
KADF0850	2	48
KAED0614	8	44
KAED0614	11	94
KAED0620	12	94
KAED0635	6	2
KAEF0630	24	68
KAef0645	9	30
KBBm0408	6	62
KBRA3510	8	38
KBRA4216	15	82
KBUC0525	8	82
KCAA1008	19	70
KCGA0505	16	76
KCGA0505	10	86
KCGC0505	9	88
KCGD1010	11	56
KCGD1010	6	90
KDBA0512	14	82
KDBA0818	15	54
KDDB1018	18	70
KHAA2015	6	70
KHAA2520	16	54
KHAA3235	4	58
KHBA0828	20	70
KPBB6301	9	62
KPBB6302	15	68
KPBF6201	9	20
LAC00023	6	54
LAC00075	4	2
LAD00026	5	76
LAD00037	13	64





Parts Index

Part Number	Figure No.	Page No.
LAD00053	3	80
LAD00126	3	54
LAD00138	2	2
LAD00165	4	84
LAE00022	14	56
LAJ00002	2	4
LAJ00002	3	40
LBR00003	4	88
LBU00002	11	82
LBU00023	3	82
LBU00038	6	46
LBU00043	6	88
LBU00044	11	84
LCA00008	13	56
LCB00005	8	68
LDA00007	5	88
LDA00018	2	88
LDA00023	5	2
LDA00025	4	12
LDB00029	17	68
LDB00044	6	18
LJA00004	7	22
PA113204	5	58
PA141016	6	8
PA191010	3	46
PA351027	7	42
PA401600	3	94
PA541210	8	30
PA561002	4	16
PA561209	5	18
PA581053	2	38
PA621007	1	26
PA621008	9	26
PA621203	14	26

Part Number	Figure No.	Page No.
PF131220	7	68
PF161010	10	72
PF161015	13	72
PF541018	5	16
PF541240	5	30
PF551406	10	32
PF581049	6	38
PF621400	3	42
PF621402	3	22
YJH01001	12	84
YJH01010	1	40



Parts Index

Part Number	Figure No.	Page No.

Part Number	Figure No.	Page No.



Part Number	Figure No.	Page No.



Part Number	Figure No.	Page No.



Parts Index

Part Number	Figure No.	Page No.

Part Number	Figure No.	Page No.



Parts Index

Part Number	Figure No.	Page No.

Part Number	Figure No.	Page No.