

RS 200



RS 200

Bajaj Auto Limited
Akurdi Pune 411 035 India
Tel +91 20 27472851
Fax +91 20 27407385
www.bajajauto.com

Spare Parts Catalogue



Notice

All information contained in this manual is based on the latest product information at the time of publication. Bajaj Auto Limited accepts no liability for any inaccuracies or omissions in this publication, although every possible care has been taken to make it as complete and accurate as possible. All procedures and specifications subject to change without prior notice. The right is reserved to make such changes at any time without prior notice and without incurring an obligation to make such changes to product manufactured previously. Contact your authorized Bajaj Dealer for the latest information on product improvements incorporated after this manual was issued.

DOC. NO.: XXXXXXXX

REV. 00, AUG 15

Copy rights : All rights reserved. No part of this publication may be reproduced, stored in a retrieval system, Or transmitted in any form or by any means, electronic mechanical photocopying, recording or otherwise, without the prior written permission of Bajaj Auto LTD.

Foreword

We have pleasure in presenting the Spare Parts Catalogue for 'Pulsar 200 RS' Motorcycle. This catalogue has been specially designed to assist you in selecting the correct parts for procurement to maintain 100% availability.

The Bajaj spares are subjected to the stringent quality control standards to ensure longer life of the vehicle. It is therefore necessary that only the Genuine Bajaj Spares are used.

In a continual effort to improve Performance and Efficiency of the vehicles, Specifications, Diagrams, Illustrations and Part Numbers can change without notice. Consequently, the description in this Spare Parts Catalogue cannot therefore be final and binding on us.

The modifications / alterations which are carried out after the issue of this catalogue, will be conveyed to you through our Service Circulars. You are requested to make necessary corrections in the Parts Catalogue as per the circulars so as to keep your catalogue up-to-date. This will ensure the appropriate and speedy delivery of the Spare Parts as the order placed will bear the latest part numbers.

In case, if you need any technical assistance contact the concerned Regional Office or write to us on the following address :

Bajaj Auto Limited

Service Department

Akurdi, Pune 411 035 India

Phone : 020-27406557

Fax : 020-27407385

Instructions

- 1. How to Read the Catalogue :** Open the catalogue and from the pictorial index locate the group in which the part you want to find is present. Turn over to the concerned page number (as given by pictorial index). Now find out the figure of the part you wish to order. Write down the part number against that particular figure number from the text.

In case, if you have the part number and you need the other details, the part index can be used. The part index (at the end of the catalogue) will give you the figure and page number of the part you wish to order.

- 2. How to Order Spare Parts :** The part number and the description of the part required should be invariably mentioned in the order as per the catalogue text.

The latest part number as conveyed through our service circulars should only appear on the order. In case of ordering painted components, colour shade of the components should be mentioned.

The quantity shown against the part number is the quantity per vehicle for that group so that particular quantity should be multiplied by the number of sets required.

- 3. Part Number System :** We have used 8 digit system for part numbers. The model or hardware item is indicated by first two digits or alphanumeric, the next two or four digits indicate main group and the last four or two digits indicate serial number in main group or serial number or subgroup of fastener respectively. Thus the part numbers will be indicated by 2-2-4 or 2-4-2 digit system. Understanding this system will enable you to identify the spare parts easily.

- 4. Abbreviations :** The following abbreviations are used in this catalogue.

Assly	Assembly	V	Volts
N.I.	Not illustrated	W	Watts
C'case	Crankcase	Accl.	Accelerator
Cyl	Cylinder	Comp.	Complete
O/s	Over size	Fr.	Front
Rr.	Rear	Std.	Standard
L	Length	A/t.	Alternate
R.H.	Right hand	L.H.	Left hand
Hex.	Hexagonal	AR	As required


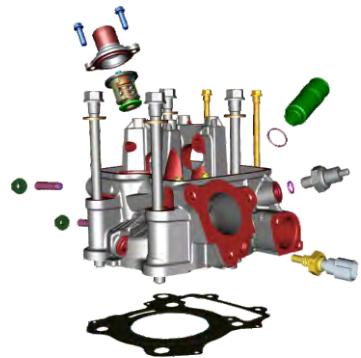
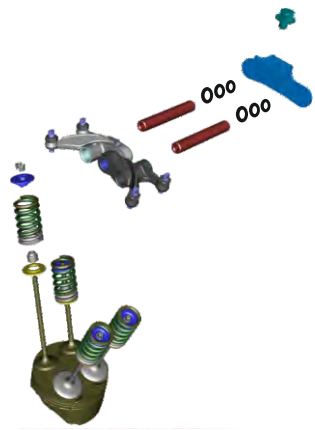

Index

Plate No.	Description	Page No.
1	Cover Cylinder Head	2
2	Cylinder Head	4
3	Valve	6
4	Camshaft / Tensioner	8
5	Cylinder and Piston	10
6	Crankshaft	12
7	Transmission	14
8	Change Drum / Shift Fork	16
9	Gear Change Mechanism	18
10	Engine Assly / Crankcase RH	20
11	Crankcase LH	22
12	Balancer Idler Gear / Water Pump	24
13	Oil Pump	26
14	Radiator	28
15	Cover Clutch	30
16	Cover Magneto	32
17	Clutch Assly	34
18	Carburettor	36
19	Air Cleaner Complete	38
20	Silencer Assly	40
21	Starter Assly	42
22	Magneto, C.D.I. & H.T. Coil	44
23	Seat Assly / Seat Lock	46
24	Engine Mountings	48
25	Frame and Frame Fitting	50
26	Swing Arm / Rear Shock Absorber	52
27	Pillion Foot Rest / Holder	54
28	Mudguard- Front & Rear	56
29	Stand Assembly	58
30	Tyre/ Tube / Rim	60

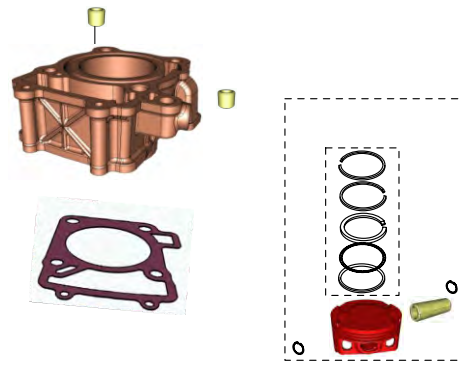
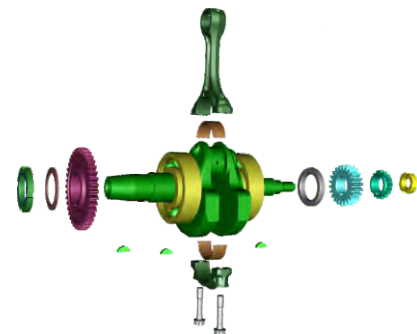


Index

Plate No.	Description	Page No.
31	Front Hub	62
32	Front Master Cylinder	64
33	Front Disc Brake	66
34	Rear Hub	68
35	Rear Disc Brake System	70
36	Rear Brake Pedal	72
37	Handle Bar Assly	74
38	Front Fork	76, 78
39	Painted Parts & Decals	80, 82
40	Radiator Cover	84
41	Petrol Tank, Cap Tank & Gauge Fuel	86
42	Fittings - Petrol Tank, Side Cover & Cover Seat	88
43	Meter Assly.	90
44	Control Cables	92
45	Chain Case	94
46	Head Lamp & Fairing	96
47	Indicator Light Assly.	98
48	Tail Lamp Assly. / Front No. Plate	100
49	Electrical Equipments	102
50	Tool Kit	104
51	Accessories / Grab Handle	106

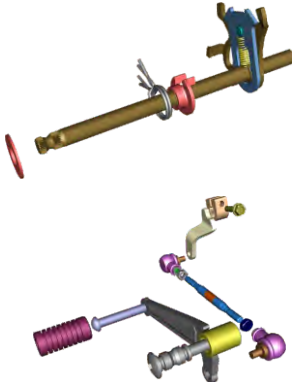

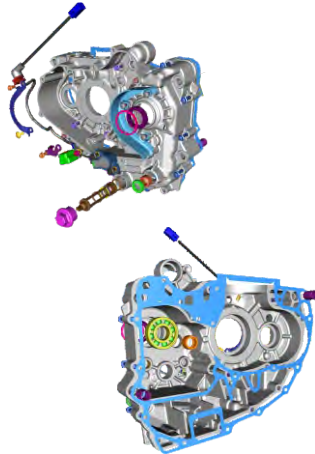
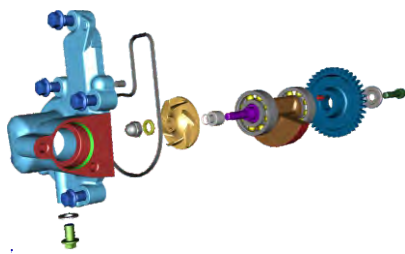
Pictorial Index

<p>PLATE NO. : 1 COVER CYLINDER HEAD</p>	<p>PAGE NO. 1</p>	<p>PLATE NO. : 2 CYLINDER HEAD</p>	<p>PAGE NO. 3</p>
			
<p>PLATE NO. : 3 VALVE</p>	<p>PAGE NO. 5</p>	<p>PLATE NO. : 4 CAMSHAFT / TENSIONER</p>	<p>PAGE NO. 7</p>
			


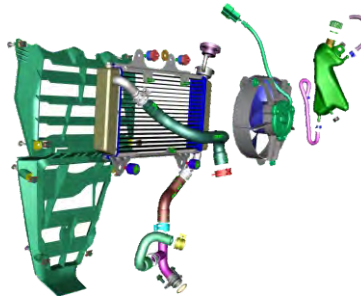
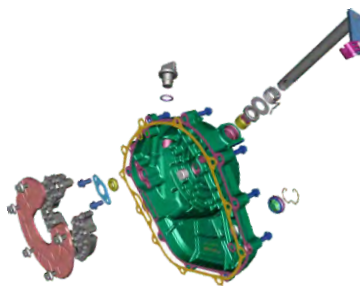
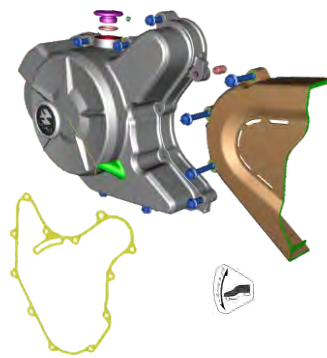
Pictorial Index

<p>PLATE NO. : 5 CYLINDER & PISTON</p>	<p>PAGE NO. 9</p>	<p>PLATE NO. : 6 CRANKSHAFT</p>	<p>PAGE NO. 11</p>
			
<p>PLATE NO. : 7 TRANSMISSION</p>	<p>PAGE NO. 13</p>	<p>PLATE NO. : 8 CHANGE DRUM / SHIFT FORK</p>	<p>PAGE NO. 15</p>
			

Pictorial Index

<p>PLATE NO. : 9 GEAR CHANGE MECHANISM</p>	<p>PAGE NO. 17</p>	<p>PLATE NO. : 10 ENGINE ASSLY & CRANKCASE RH</p>	<p>PAGE NO. 19</p>
			
<p>PLATE NO. : 11 CRANKCASE LH</p>	<p>PAGE NO. 21</p>	<p>PLATE NO. : 12 BALANCER IDLER GEAR/WATER PUMP</p>	<p>PAGE NO. 23</p>
			

Pictorial Index

<p>PLATE NO. : 13 OIL PUMP</p>	<p>PAGE NO. 25</p>	<p>PLATE NO. : 14 RADIATOR</p>	<p>PAGE NO. 27</p>
			
<p>PLATE NO. : 15 COVER CLUTCH</p>	<p>PAGE NO. 29</p>	<p>PLATE NO. : 16 COVER MAGNETO</p>	<p>PAGE NO. 31</p>
			

Pictorial Index

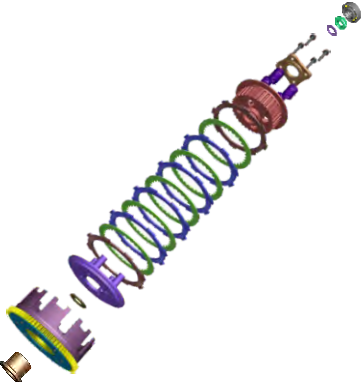


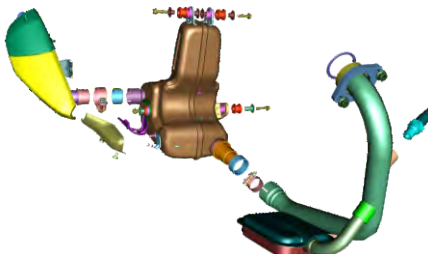
PLATE NO. : 17 CLUTCH ASSEMBLY	PAGE NO. 33	PLATE NO. : 18 THROTTLE BODY	PAGE NO. 35
			

PLATE NO. : 19 AIR CLEANER COMPLETE	PAGE NO. 37	PLATE NO. : 20 SILENCER ASSEMBLY	PAGE NO. 39
			

Pictorial Index

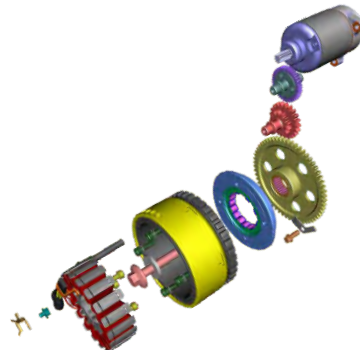
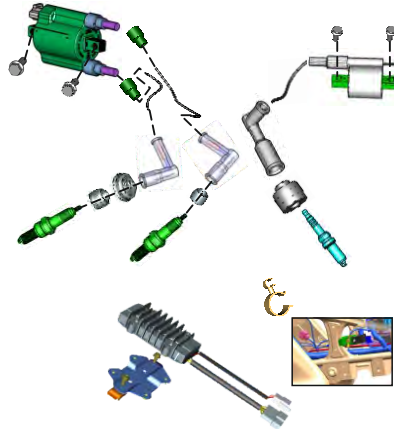
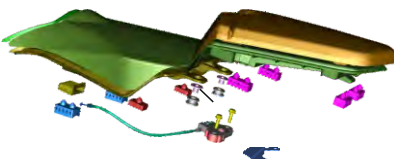

PLATE NO. : 21 STARTER ASSEMBLY	PAGE NO. 41	PLATE NO. : 22 H T COIL AND REGULATOR ASSEMBLY	PAGE NO. 43
			

PLATE NO. : 23 SEAT ASSEMBLY	PAGE NO. 45	PLATE NO. : 24 FRAME & FITTINGS	PAGE NO. 47
			

Pictorial Index

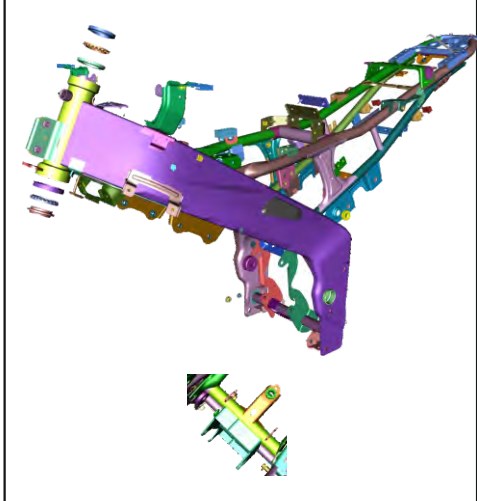
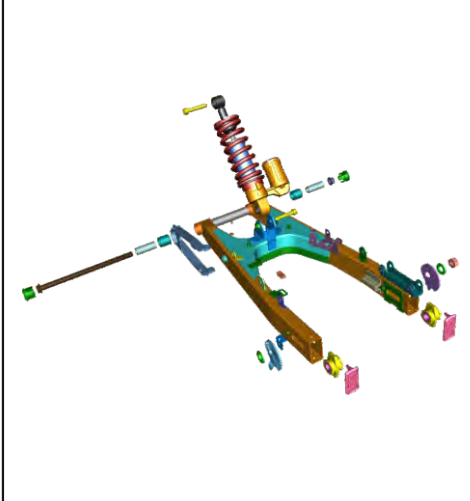

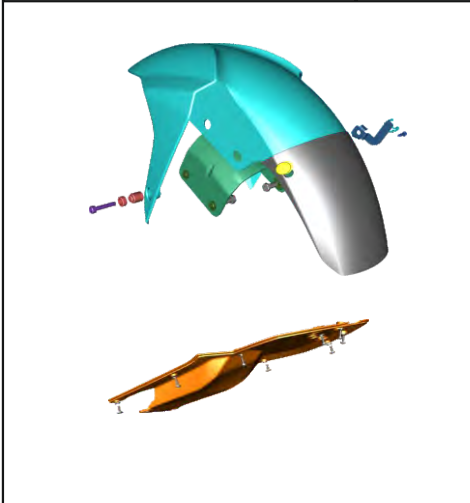
PLATE NO. : 25 FRAME AND FITTINGS	PAGE NO. 49	PLATE NO. : 26 SWING ARM ASSEMBLY	PAGE NO. 51
			

PLATE NO. : 27 PILLION FOOTREST & HOLDER	PAGE NO. 53	PLATE NO. : 28 MUD GUARD FRONT & REAR	PAGE NO. 55
			

Pictorial Index

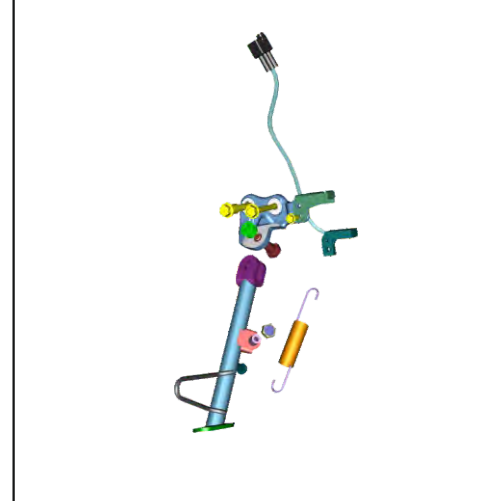
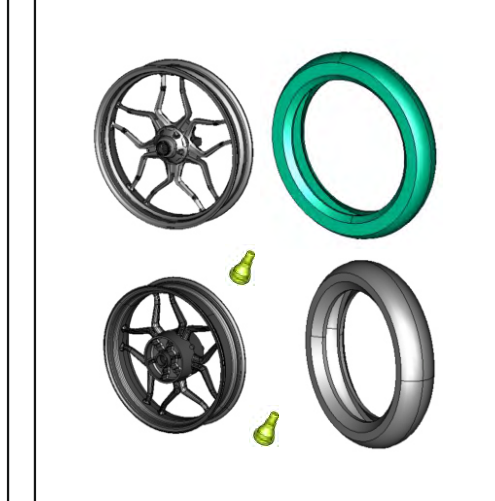
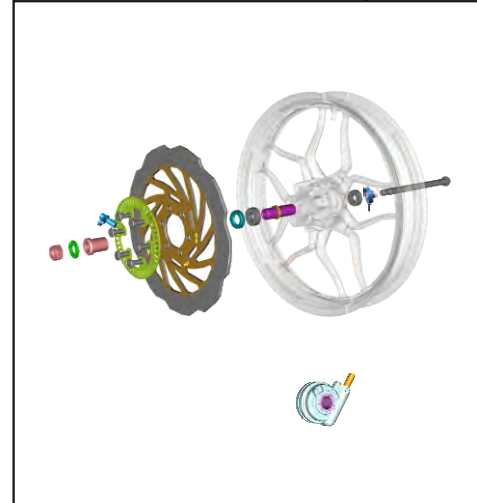
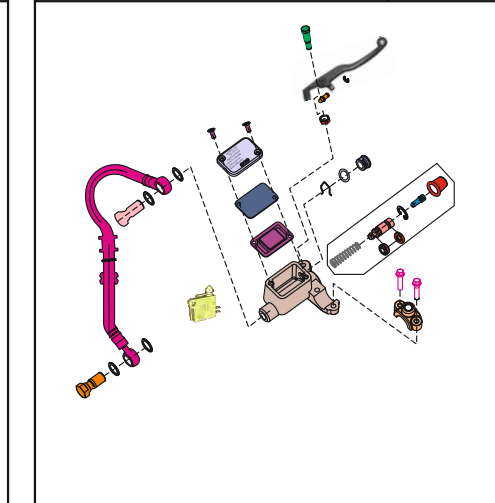
PLATE NO. : 29 STAND ASSEMBLY	PAGE NO. 57	PLATE NO. : 30 TYRE & TUBE	PAGE NO. 59
			

PLATE NO. : 31 FRONT HUB	PAGE NO. 61	PLATE NO. : 32 FRONT MASTER CYLINDER	PAGE NO. 63
			

Pictorial Index

PLATE NO. : 33
FRONT DISC BRAKE

PAGE NO.
65

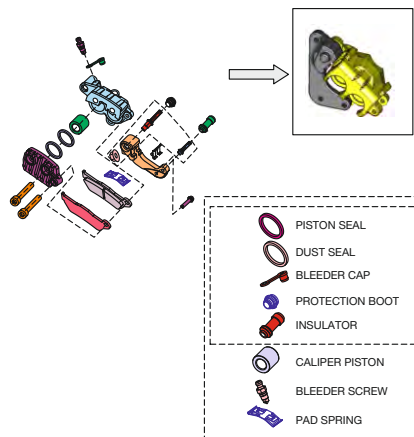


PLATE NO. : 34
REAR HUB

PAGE NO.
67




PLATE NO. : 35
REAR DISC BRAKE SYSTEM

PAGE NO.
69

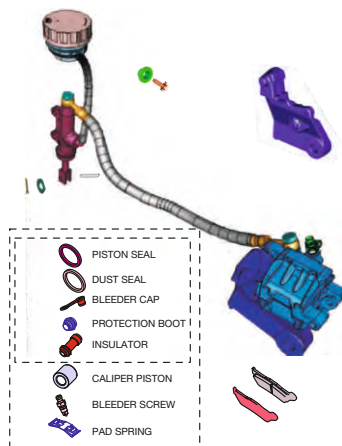
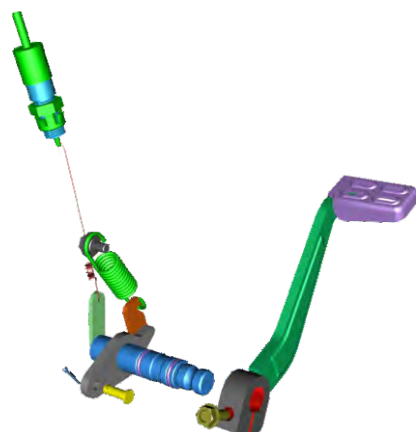


PLATE NO. : 36
REAR BRAKE PEDAL

PAGE NO.
71



Pictorial Index

PLATE NO. : 37
ANTI BRAKE SYSTEM

PAGE NO.
73

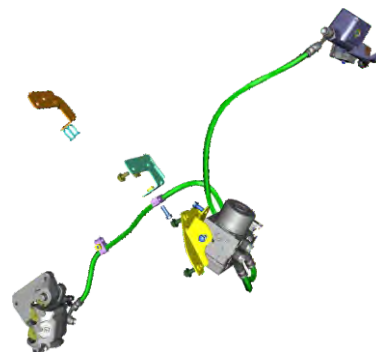


PLATE NO. : 38
HANDLE BAR ASSEMBLY

PAGE NO.
75, 77

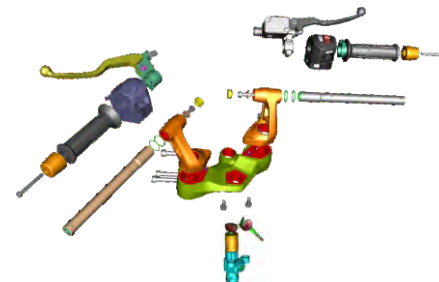


PLATE NO. : 39
FRONT FORK

PAGE NO.
79, 81

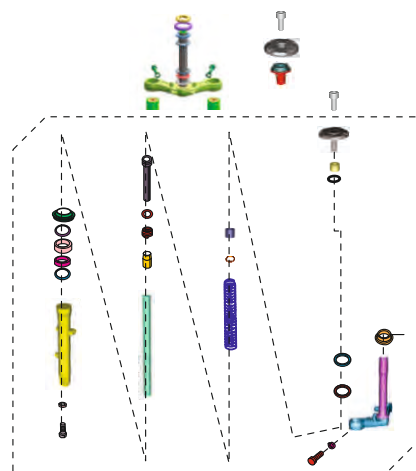
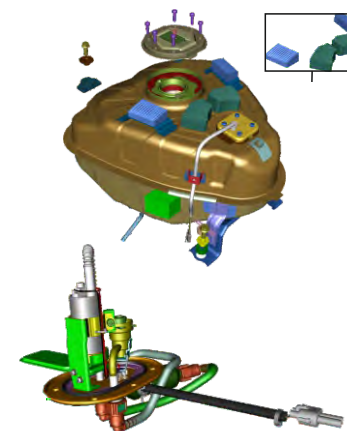


PLATE NO. : 40
PETROL TANK, CAP TANK &
GAUGE FUEL

PAGE NO.
83



Pictorial Index

PLATE NO. : 41
FITTING FAIRING SIDE COVERS

PAGE NO.
85



PLATE NO. : 42
FITTING FUEL TANK COVE

PAGE NO.
87

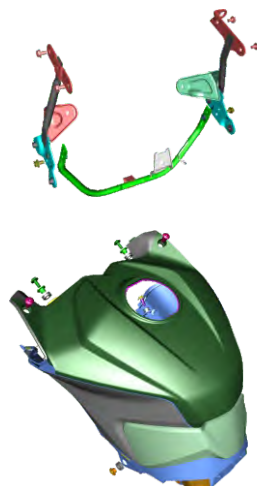


PLATE NO. : 43
FITTING SIDE COVER

PAGE NO.
89

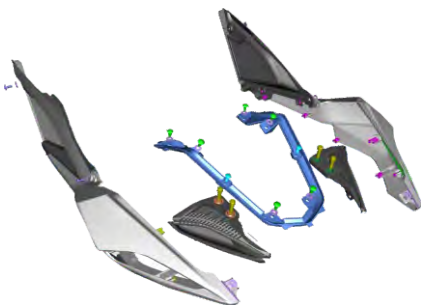
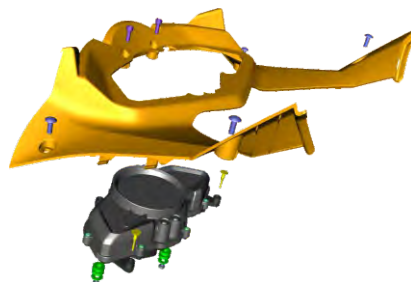


PLATE NO. : 44
SPEEDOMETER ASSEMBLY

PAGE NO.
91



Pictorial Index

PLATE NO. : 45
CONTROL CABLES

PAGE NO.
93




PLATE NO. : 46
CHAIN CASE

PAGE NO.
96

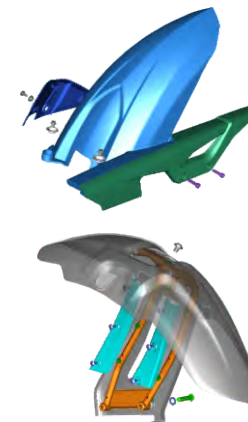


PLATE NO. : 47
HEAD LAMP & FAIRING

PAGE NO.
97

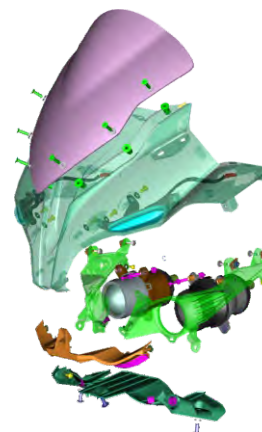
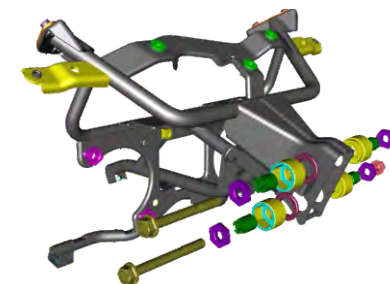


PLATE NO. : 48
FAIRING STRUCTURE

PAGE NO.
99



Pictorial Index

PLATE NO. : 49
INDICATOR ASSEMBLY

PAGE NO.
101



PLATE NO. : 50
TAIL LAMP & FRONT NUMBER PLATE

PAGE NO.
103

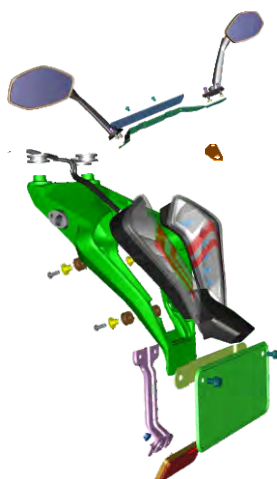
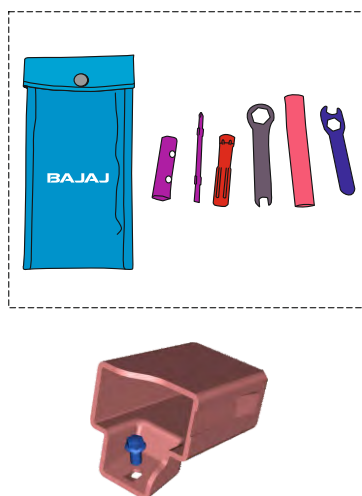


PLATE NO. : 51
ELECTRICAL EQUIPMENTS

PAGE NO.
105



PLATE NO. : 52
TOOL KIT



Pictorial Index

PLATE NO. : 53
PAINTED PARTS

PAGE NO.
93


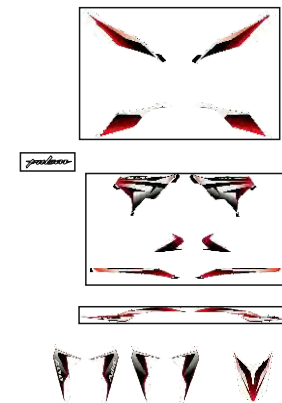
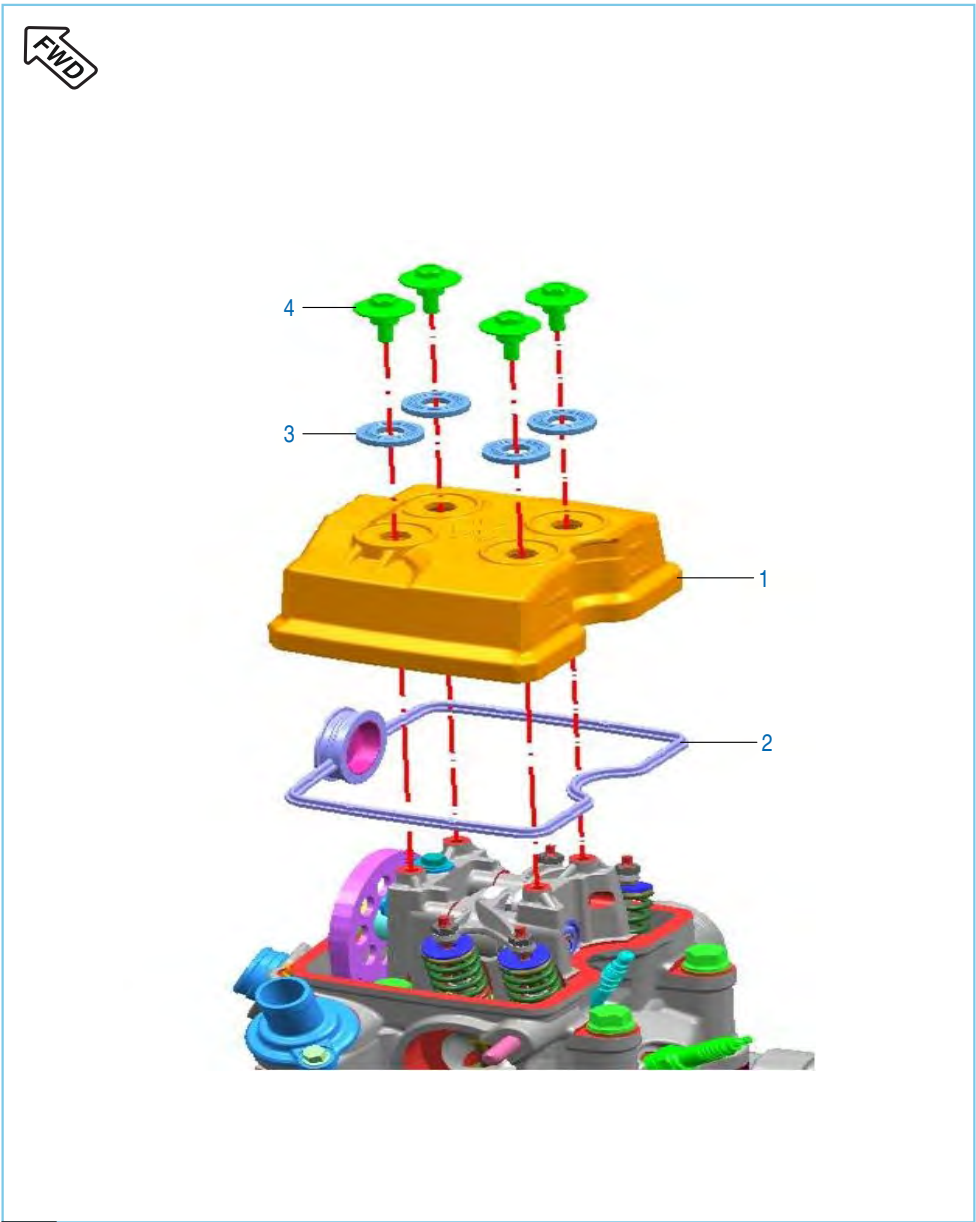


PLATE NO. : 54
DECALS

PAGE NO.
96

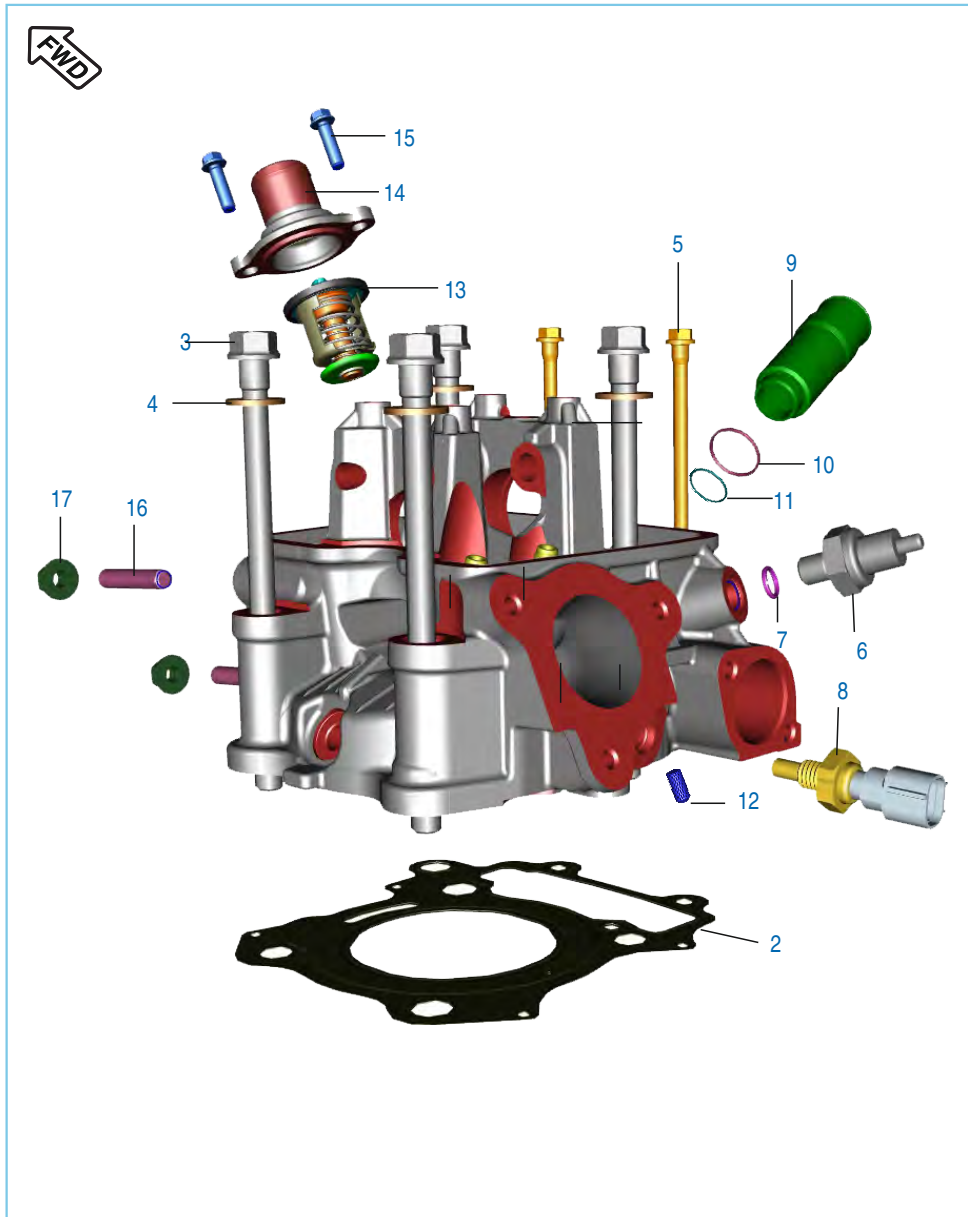


Cover Cylinder Head



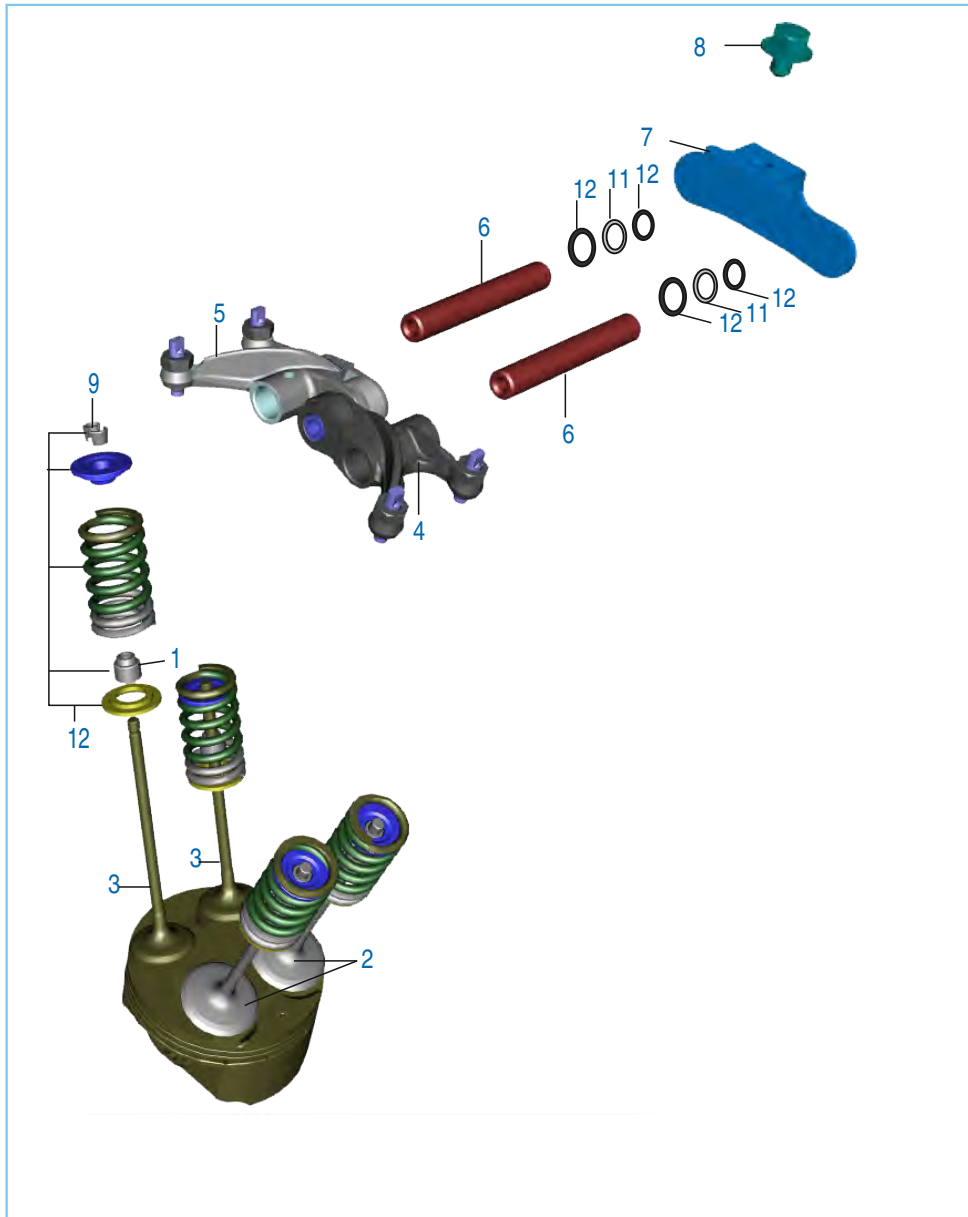
No.	Part No.	Description	Qty.		Remarks
			ABS	NON ABS	
1	JL 5110 41	Cover Cylinder Head	1	1	
2	JL 5110 42	Gasket Head Cover(Rubber)	1	1	
3	JG 5110 21	Washer	4	4	
4	JG 5110 22	Bolt Special	4	4	

Cylinder Head



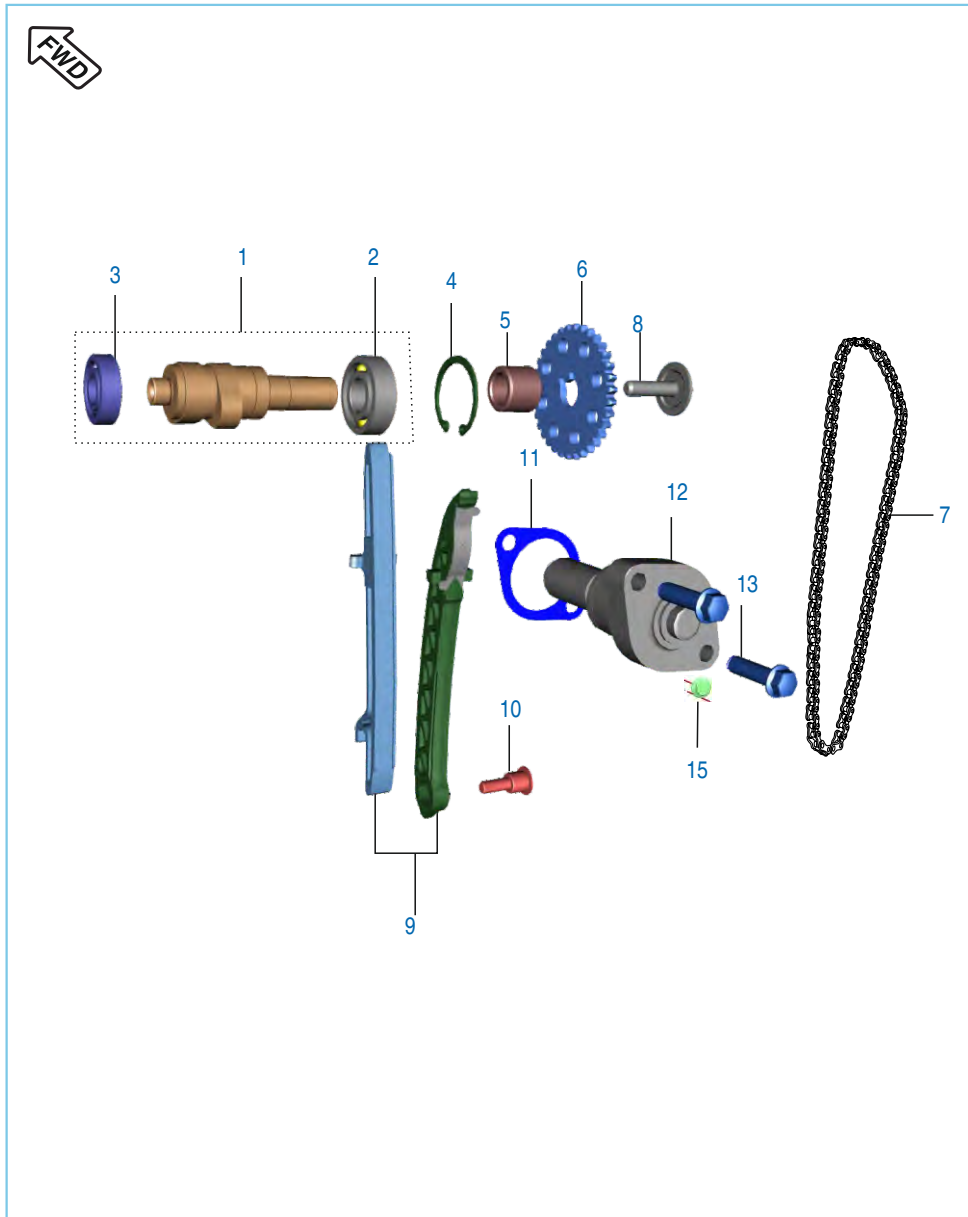
No.	Part No.	Description	Qty.		Remarks
			ABS	NON ABS	
1	36 DT00 32	Kit Cylinder Head Assly	1	1	
2	JL 5110 22	Gasket Cylinder Head	1	1	
3	JG 5410 68	Hex Flange Head Bolt M10	4	4	
4	LD A000 08	Washer 11.2*20*2T	4	4	
5	JL 5110 09	M6 Stud Bolt	2	2	
6	DK 1012 25	Switch Oil Pressure	1	1	
7	DK 1013 40	O'Ring	1	1	
8	JG 3514 00	Coolant Water Temp Sensor	1	1	
9	JL 5112 19	Sleeve Spark Plug	1	1	
10	39 2629 21	'O' Ring Sleeve	1	1	Top side
11	39 1283 21	'O' Ring Sleeve	1	1	Bottom side
12	39 2608 01	Grub Screw	1	1	
13	JL 6012 37	Thermostat Assembly	1	1	
14	JL 5110 29	Cover Thermostat	1	1	
15	KA EQ06 20	Bolt - Flange :- M6	2	2	
16	JG 5110 46	Stud (M8*1.25)	2	2	
17	LC G000 06	Nut Hex Flanged	2	2	

Valve



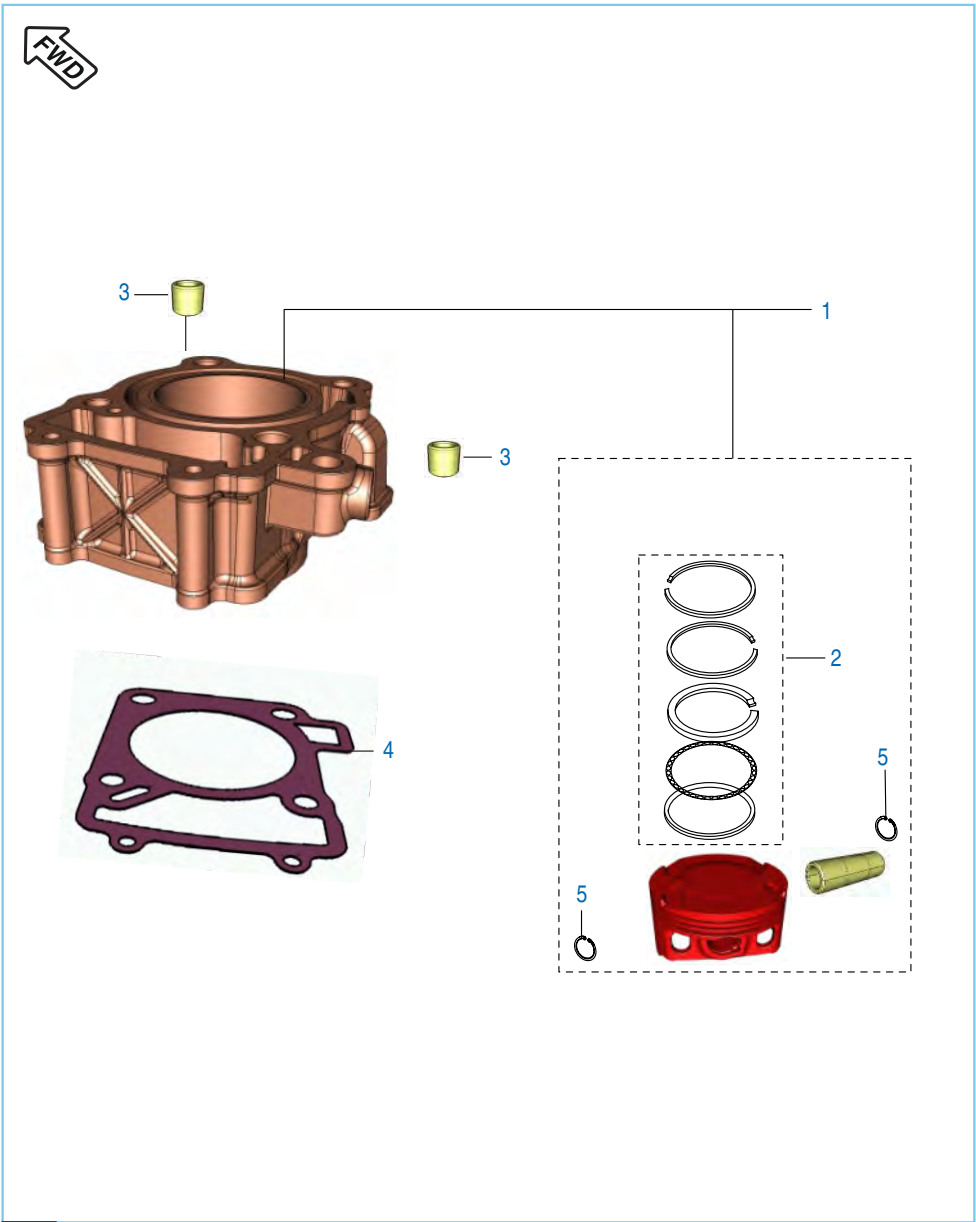
No.	Part No.	Description	Qty.		Remarks
			ABS	NON ABS	
1	39 2017 19	Seal - Oil	4	4	
2	JL 5110 10	Valve Intake	2	2	
3	JL 5110 11	Valve Exhaust	2	2	
4	DT 5112 42	Assembly Rocker Arm Intake	1	1	
5	DT 5112 43	Assembly Rocker Arm Exhaust	1	1	
6	JL 5112 05	Rocker Arm Shaft	2	2	
7	JF 5112 07	Plate Stopper Rocker Arm	1	1	
8	LA E000 16	Bolt Flanged M5X0.8X6L-Precoated	1	1	
9	DG 1010 29	Cotter Valve	8	8	
10	36 JL00 11	Valve Repair Kit	4	4	
11	DH 1012 95	Wave Washer	2	2	
12	39 2440 11	Plain Wahser	4	4	

Camshaft / Tensioner



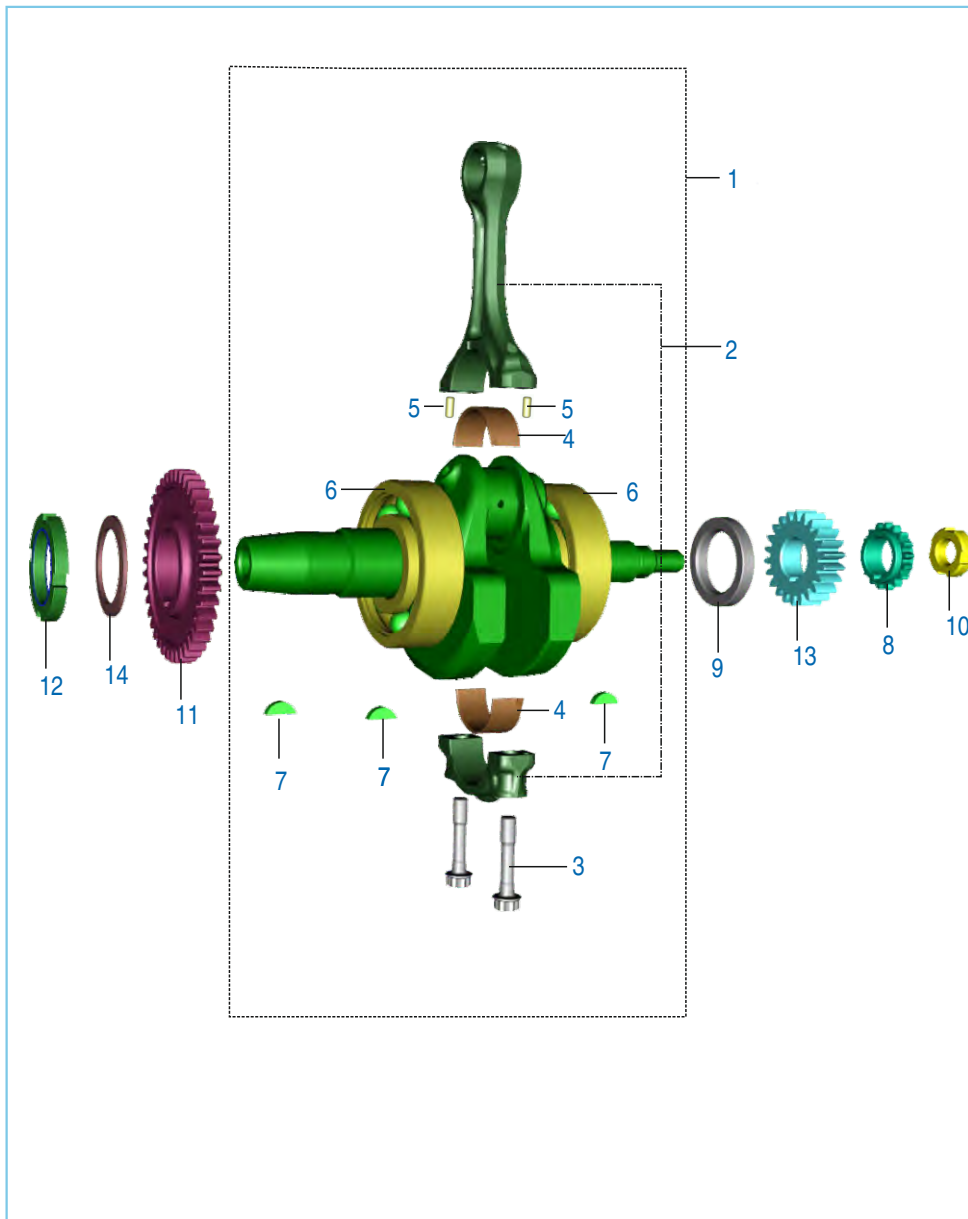
No.	Part No.	Description	Qty.		Remarks
			ABS	NON ABS	
1	DT 5112 39	Assembly Camshaft	1	1	
2	AP 1012 36	Bearing - Ball :- 12 X 28 X 8	1	1	
3	JG 5312 20	Bearing - Ball 6202/HN3	1	1	
4	39 0594 17	Circlip - Internal	1	1	
5	JL 5112 21	Spacer Camshaft	1	1	
6	JL 5112 20	Sprocket Camshaft	1	1	
7	JL 5112 22	Timing Chain	1	1	
8	JG 5112 69	Bolt Special Flanged (Camshaft)	1	1	
9	36 DT00 05	Kit Cam Chain Guide	1	1	
10	DH 1013 92	Chain Guide Pivot Bolt	1	1	
11	CS 1011 28	Gasket	1	1	
12	JC 1010 34	Tensioner Assembly	1	1	
13	KA DQ06 20	Bolt Hexagonal	2	2	
14	39 2669 21	Ring - O (Tensioner Bolt)	1	1	N.I.
15	JG 5112 70	Bolt Flanged M6X1X6L-Special	1	1	

Cylinder and Piston



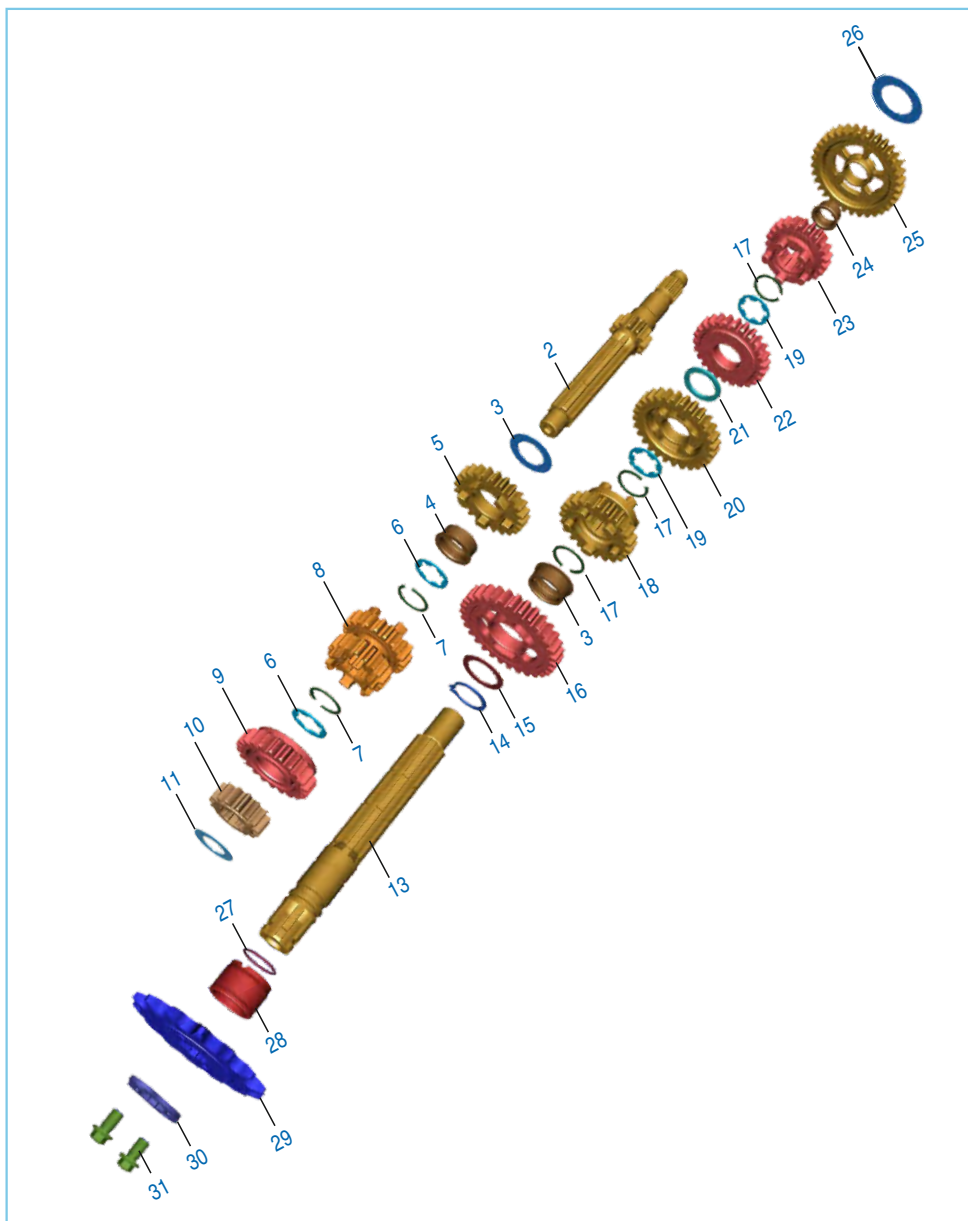
No.	Part No.	Description	Qty.		Remarks
			ABS	NON ABS	
1	36 JL00 07	Kit Asly Block Piston	1	1	
2	36 JU00 01	Kit Piston Ring	1	1	
3	39 2181 06	Pin - Hollow Dowel :- 14 X 20	2	2	
4	JL 5210 02	Gasket Cylinder Block	1	1	
5	39 2132 17	Ring - Snap	2	2	

Crankshaft



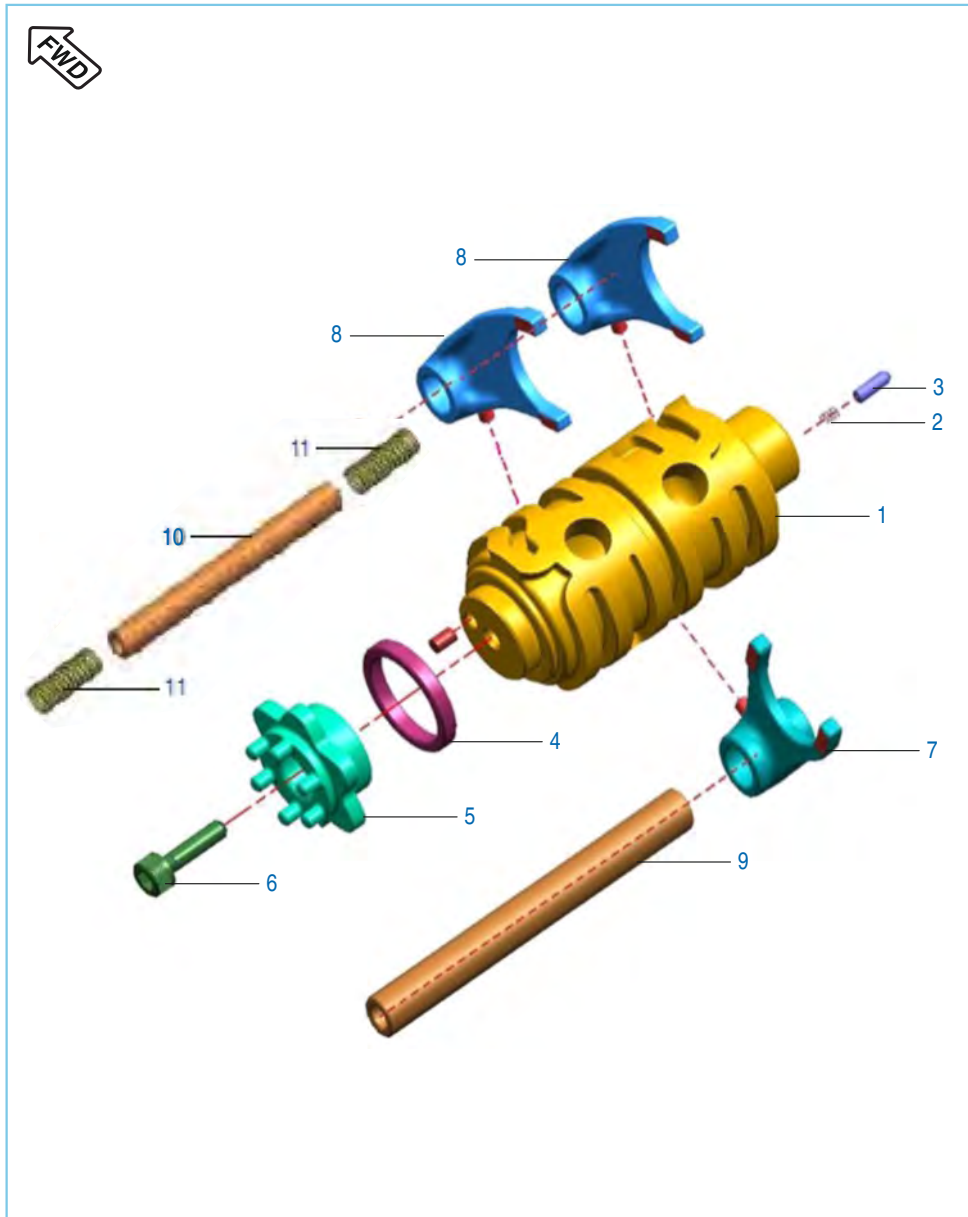
No.	Part No.	Description	Qty.		Remarks
			ABS	NON ABS	
1	JU 5310 27	Crankshaft Assembly Comp	1	1	
2	JF 5310 07	Conrod Assly Compl	1	1	
3	JF 5310 14	Bolt (Jf Con Rod)	2	2	
4	JU 5310 21	Bush Big End	2	2	
5	39 2203 07	Pin - Parallel	2	2	
6	39 1931 20	Bearing - Ball : 28 X 68 X 18	1	1	
7	31 1011 73	Key-Woodruff	3	3	
8	JG 5310 27	Sprocket Crankshaft	1	1	
9	JG 5310 31	Spacer Crankshaft	1	1	
10	LC D000 01	Nut Sprocket Drive Lock	1	1	
11	JG 5310 41	Balancer Drive Gear	1	1	
12	JG 5310 40	Nut Balancer Drive Lock	1	1	
13	JG 5612 16	Gear Drive	1	1	
14	LD H000 02	Washer	1	1	

Transmission



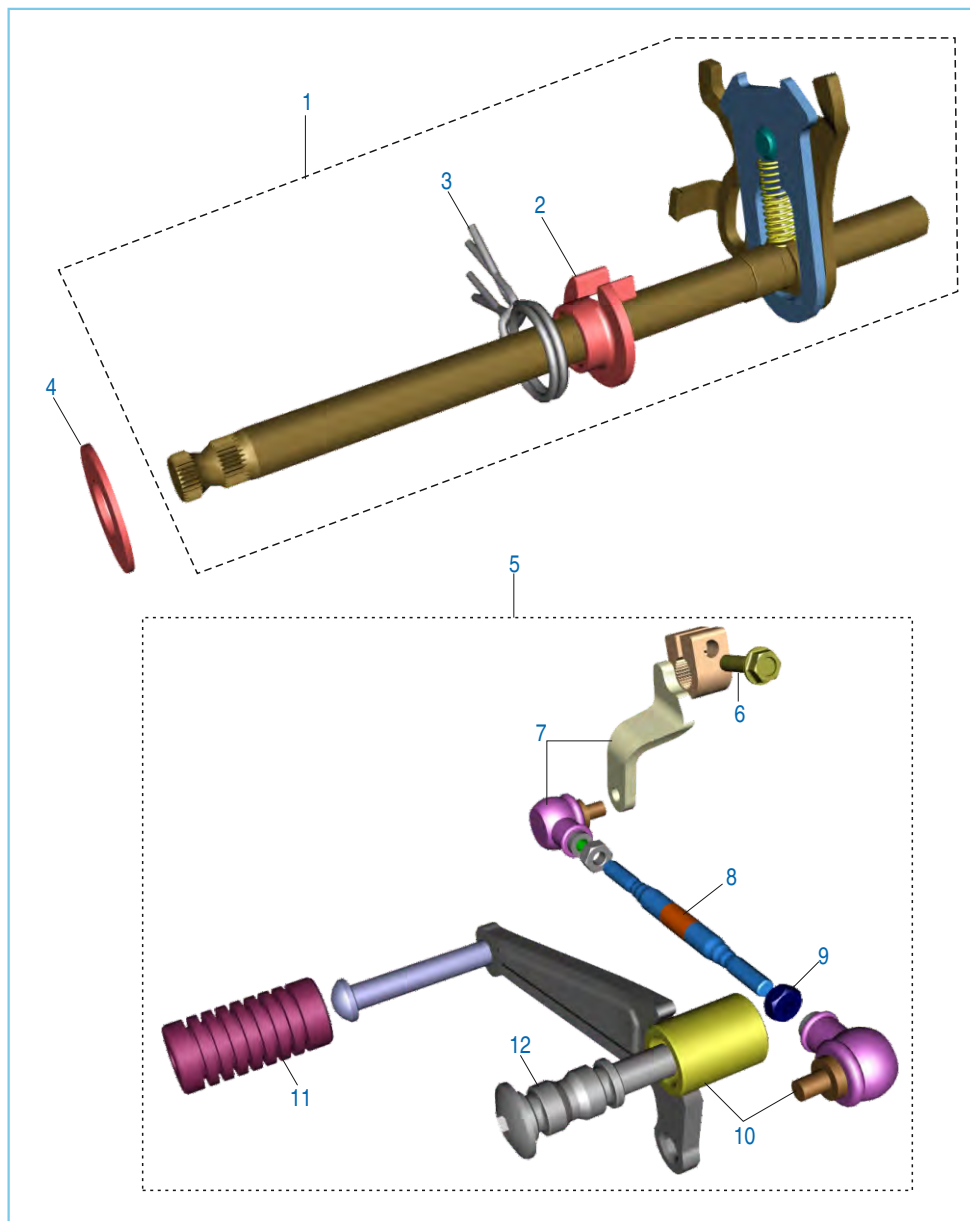
No.	Part No.	Description	Qty.		Remarks
			ABS	NON ABS	
1	JG 5510 28	Shaft Input T/M Assly	1	1	N.I
2	JG 5510 27	Shaft Input T/M Comp	1	1	
3	39 2158 11	Washer - Plain	1	1	
4	JG 5510 13	Bush 6th Drive / Bush 2nd Driven	2	2	
5	JG 5512 13	Gear 6th Drive	1	1	
6	JG 5510 20	Washer Splined	2	2	
7	BF 5510 37	Ring - Snap	2	2	
8	JG 5512 14	Gear Drive Multiple 3&4	1	1	
9	JG 5512 20	Gear 5th Drive	1	1	
10	JG 5512 27	Gear 2nd Drive	1	1	
11	JG 5510 22	Washer - Plain 2ng Gear I/P Shaft	1	1	
12	JG 5510 26	Output Shaft Assy	1	1	N.I
13	JG 5510 25	Output Shaft Assy With Plug	1	1	
14	DH 1012 35	Circlip	1	1	
15	DH 1013 36	Washer Special	1	1	
16	JG 5512 28	Gear 2nd Driven	1	1	
17	BF 5510 37	Ring - Snap	2	2	
18	JG 5512 22	Gear 5th Driven	1	1	
19	JG 5510 20	Washer - Plain 2ng Gear I/P Shaft	2	2	
20	JG 5512 23	Gear 3rd Driven	1	1	
21	JG 5510 21	Washer Plain O/P Shaft	1	1	
22	JG 5512 15	Gear 4th Driven	1	1	
23	JG 5512 24	Gear 6th Driven	1	1	
24	JG 5510 00	Bush 1st Driven	1	1	
25	JG 5512 25	Gear 1st Driven	1	1	
26	JG 5510 21	Washer Plain O/P Shaft	1	1	
27	DK 1013 52	O-Ring Sprocket Collar(17.5*1.5)	1	1	
28	JG 5510 10	Collar Sprocket	1	1	
29	DV 1010 48	Sprocket Output (14T)	1	1	
30	JG 5510 19	Plate Drive Sprocket	1	1	
31	LA E000 17	Bolt Flanged M6X1X10L-Precoated	2	2	

Change Drum / Shift Fork



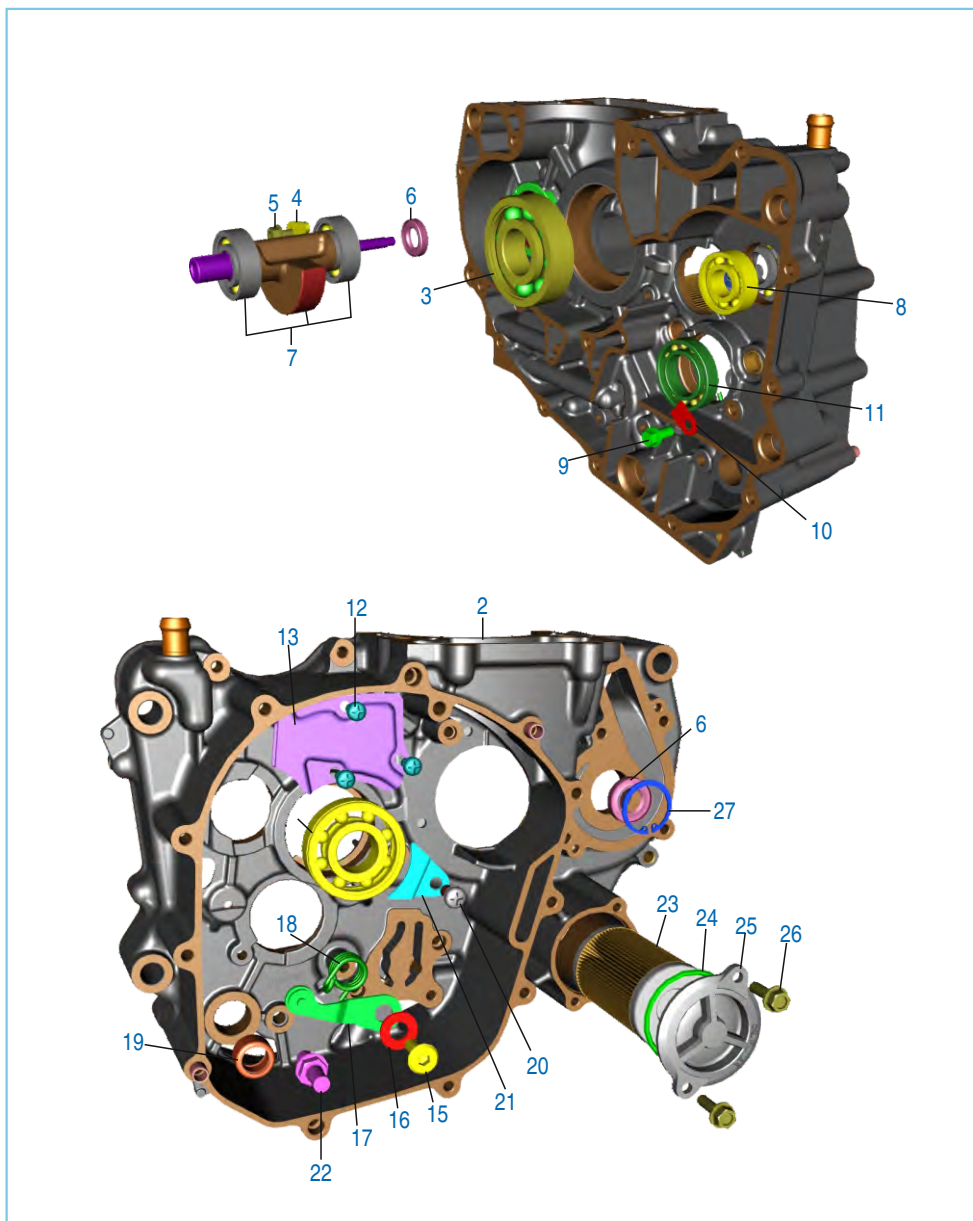
No.	Part No.	Description	Qty.		Remarks
			ABS	NON ABS	
1	JG 5610 11	Drum Complete Gear Shift	1	1	
2	EC 5610 23	Spring Gear Switch Indicator	1	1	
3	39 2606 07	Pin - Parallel	1	1	
4	JG 5610 10	Spacer-Guide Gear Shift	1	1	
5	JG 5612 22	Guide Gear Shift	1	1	
6	LA C000 24	Bolt Socket Head M6X1X20L	1	1	
7	JG 5610 12	Fork Gear Shift Input	1	1	
8	JG 5610 13	Fork Gear Shift Output	1	1	
9	JG 5610 16	Shaft Gear Shift Fork	1	1	
10	JG 5612 25	Shaft Gear Shift Fork Output	1	1	
11	JG 5612 15	Compression Spring	2	2	

Gear Change Mechanism



No.	Part No.	Description	Qty.		Remarks
			ABS	NON ABS	
1	DT 5612 06	Lever Gear Shift Assly Comp.	1	1	
2	JG 5612 17	Bush Torsion Spring	1	1	
3	JG 5612 32	Torsion Spring	2	2	
4	JG 5612 16	Washer	1	1	
5	DT 5612 01	Assly Lever Complete Change	1	1	
6	KA DM06 22	Bolt Flanged	1	1	
7	DT 5614 09	Assly Lever Change Arm	1	1	
8	DK 1011 80	Tie Rod	1	1	
9	LC B000 03	Nut	1	1	
10	DT 5614 08	Change Lever Assly	1	1	
11	DT 5612 05	Damper	1	1	
12	JL 5614 09	Bolt Gear Change Lever	1	1	

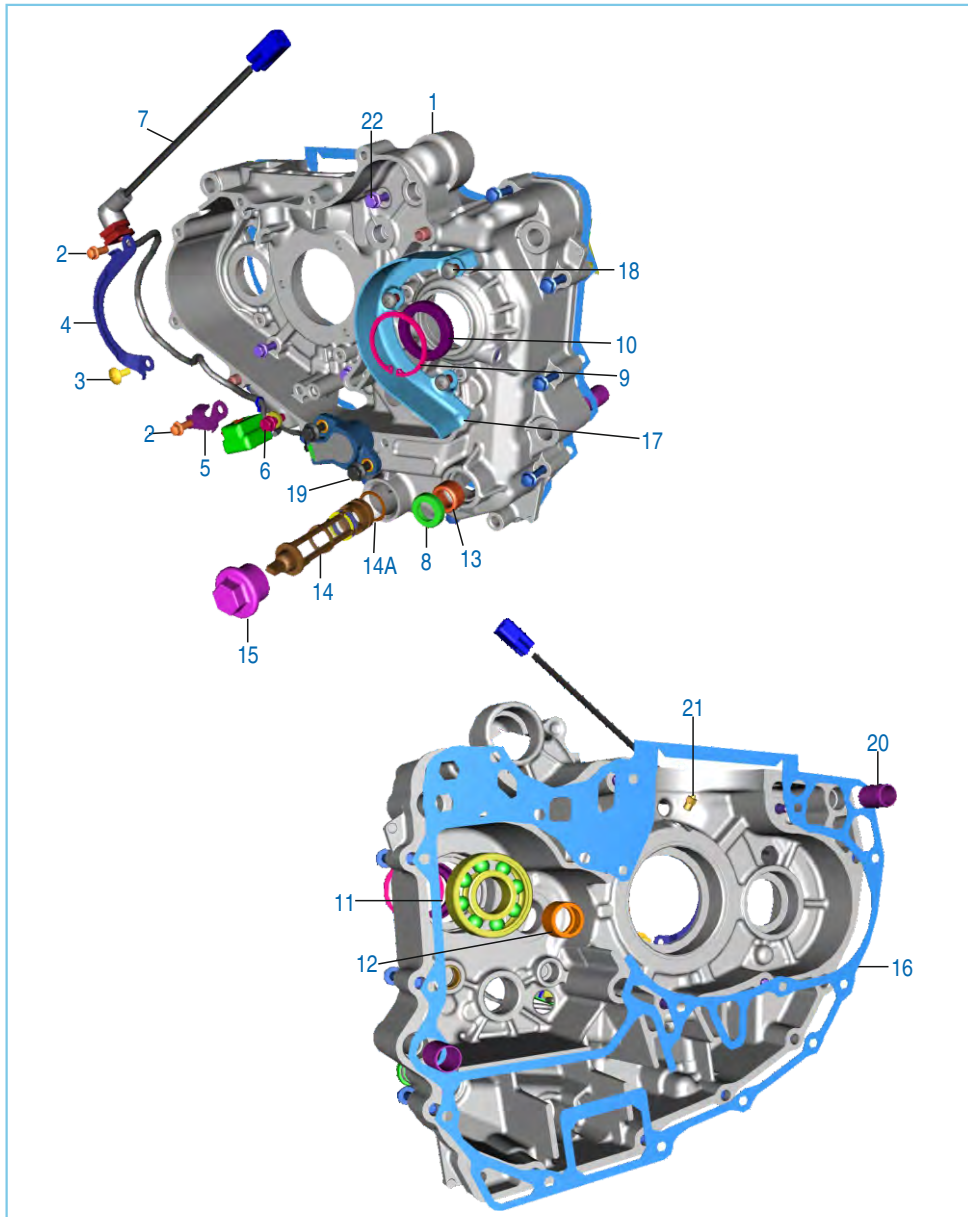
Engine Assembly / Crankcase RH



No.	Part No.	Description	Qty.		Remarks
			ABS	NON ABS	
1	JL 5010 04	Assembly Engine	1	1	N.I
2	36 JL000 4	Asly Crankcase RH	1	1	
3	39 1931 20	Ball Bearing 28 X 68 X 18	1	1	
4	LA D000 77	Bolt Flanged M6x16	1	1	
5	JG 5410 46	Balancer Bearing Stopper	1	1	
6	JG 6010 07	Special Shaft Seal Ring (oil)	2	2	
7	JU 5312 15	Balancer Assly.	1	1	
8	39 2602 20	Bearing - Ball 6202/HN3	1	1	
9	DH 1013 83	Pre coated Flanged Bolt M6 X 12	1	1	
10	JG 5410 59	Plate Stopper Bearing Drum	1	1	
11	39 2601 20	Bearing - Ball :- 61905 (25X42X9)	1	1	
12	LB B000 06	Screw Pan head	3	3	
13	JU 5410 05	Breather Plate	1	1	
14	59 2000 28	Bearing Ball RH	1	1	
15	JG 5612 04	Bolt Drum Stopper	1	1	
16	JG 5612 05	Washer	1	1	
17	JG 5610 09	Stopper Drum Complete	1	1	
18	JG 5612 26	Spring	1	1	
19	39 2562 20	Bearing - Needle Roller:-13X19X12	1	1	
20	39 0746 01	Screw Pan Cross - M6	1	1	
21	JG 5410 45	Input Shaft Bearing Stopper	1	1	
22	DP 1011 91	Bolt Shifter	1	1	
23	JG 5710 14	Oil Filter	1	1	
24	JG 5710 16	O-Ring	1	1	
25	JL 5412 37	Cap Oil Filter	1	1	
26	LA D000 63	Hexagonal Flange Bolt	2	2	
27	LE B000 01	Circlip Internal	1	1	

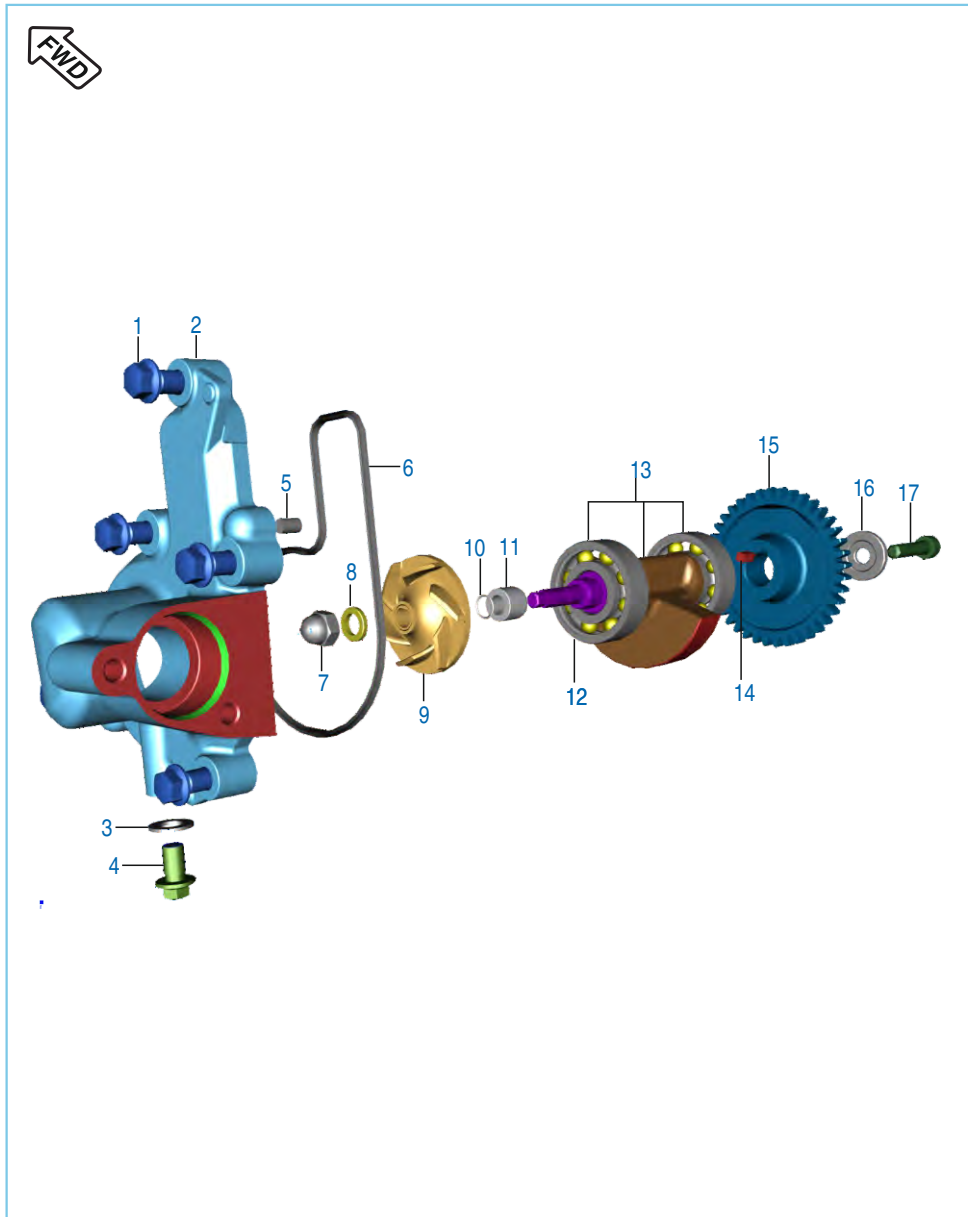


Crankcase LH



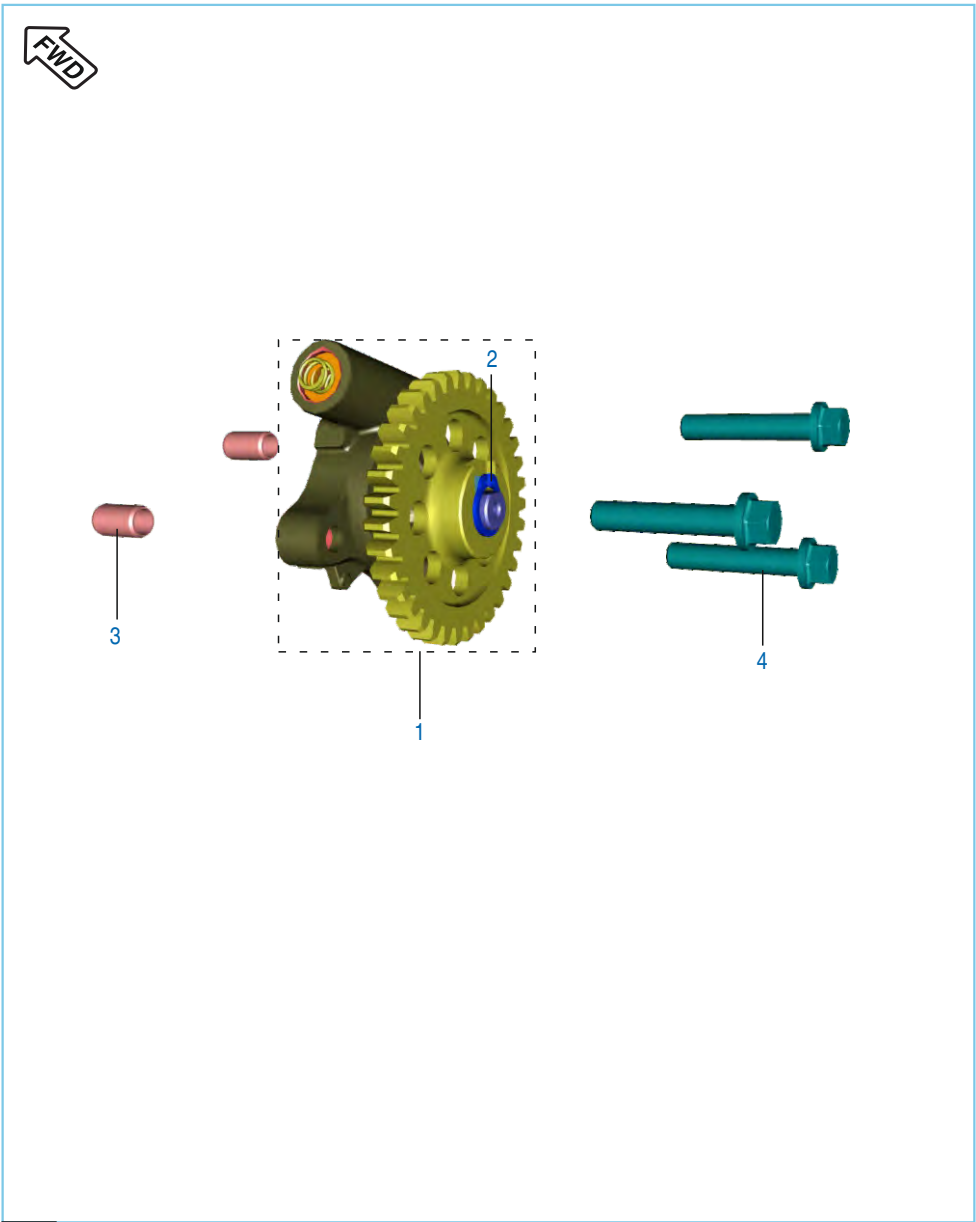
No.	Part No.	Description	Qty.		Remarks
			ABS	NON ABS	
1	36 JL00 03	Assly. Crankcase LH	1	1	
2	LA E000 14	Bolt Flanged	2	2	
3	DH 1013 81	Pre Coated pan Screw	1	1	
4	JG 5410 63	Bracket Harness Upper	1	1	
5	JG 5410 44	Bracket Harness Lower	1	1	
6	39 1773 04	Bolt M-5 x 16	2	2	
7	DT 3518 02	Neutral Indicator Switch	1	1	
8	39 1043 19	Seal Oil	1	1	Gear Change lever Output Shaft Output Shaft Drum
9	KE BA37 15	Circlip Internal	1	1	
10	DG 1014 56	Seal Oil	1	1	
11	59 2000 06	Bearing Ball	1	1	
12	JG 5410 15	Needle Bearing	1	1	
13	39 2562 20	Needle Bearing	1	1	
14	JY 5710 30	Mesh Oil Filter Assly.	1	1	
14a	LJ A000 04	'O' ring Strainer	1	1	
15	JA 5410 48	Strainer Cap with 'O' Ring	1	1	
16	JG 5410 41	Gasket Crankcase	1	1	
17	JG 5410 58	Chain Guard	1	1	
18	KB BG06 12	Pan Screw Head	3	3	
19	39 1773 04	Bolt Flange	2	2	
20	39 2181 06	Hollow Pin Dowel	2	2	
21	JG 5410 74	Oil Nozzle	1	1	
22	LA D000 81	Bolt Flange Pre-coated	4	4	
23	36 DT00 08	Kit Engine Gasket	1	1	

Balancer Idler Gear / Water Pump



No.	Part No.	Description	Qty.		Remarks
			ABS	NON ABS	
1	KA EQ06 20	Bolt Hexagonal	5	5	
2	JL 6010 05	Cover Water Pump	1	1	
3	39 1665 11	Washer - Seal :- 6	1	1	
4	LA E000 17	Bolt Flange	1	1	
5	39 2606 07	Pin - Parallel	2	2	
6	JG 6010 12	O-Ring (Water Pump Cover)	1	1	
7	JG 6010 05	Dome Nut	1	1	
8	JG 5312 15	Washer (2.5MM)	1	1	
9	JG 6010 13	Water Pump Rotor	1	1	
10	JG 5312 29	O Ring Balancer Driven		1	
11	JG 5312 28	Sleeve Balancer Driven	1	1	
12	59 2000 36	Balancer Bearing (6203/HN3C3D8)	2	2	
13	JU 5312 15	Balancer Assy	1	1	
14	DS 1011 54	Key	1	1	
15	JG 5312 07	Gear Balancer Driven	1	1	
16	DH 1010 48	Washer - Special :- Camshaft	1	1	
17	DK 1013 86	Pre-coated Soc Hd Cap Bolt M8X40	1	1	

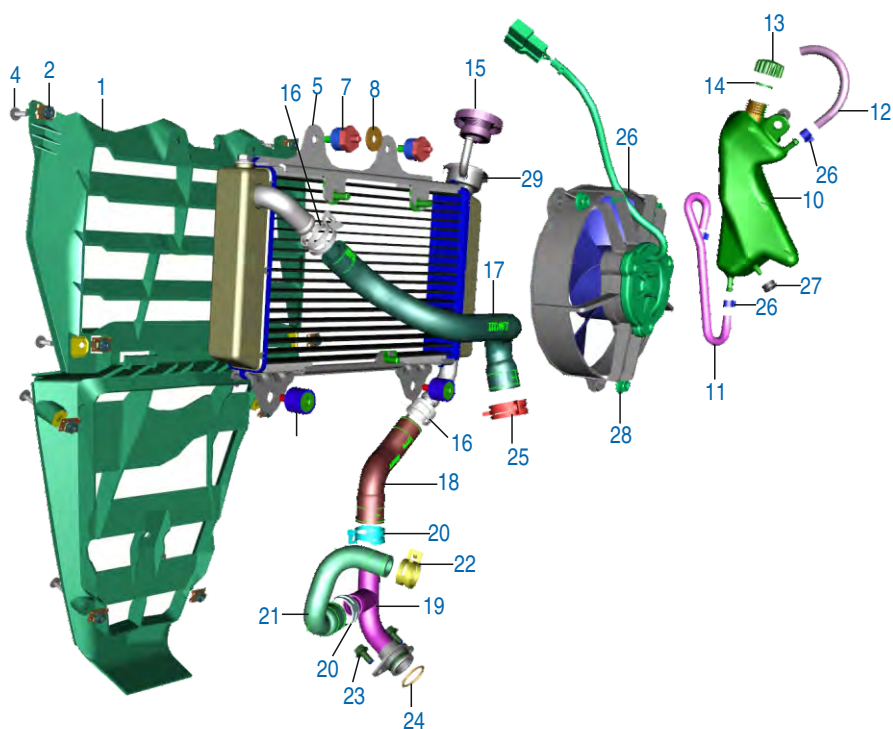
Oil Pump



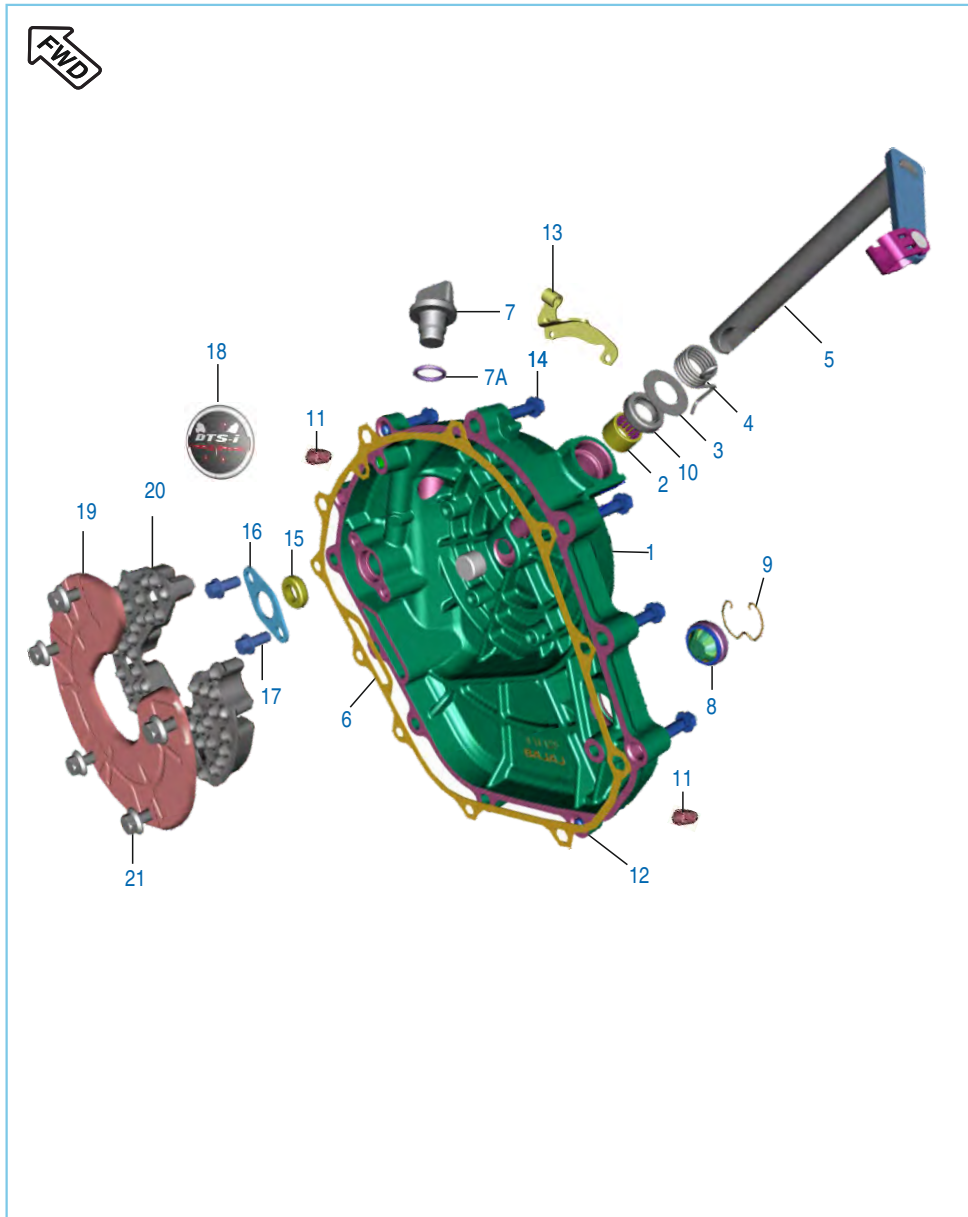
No.	Part No.	Description	Qty.		Remarks
			ABS	NON ABS	
1	JU 5710 00	Oil Pump Assy Comp	1	1	
2	KE AB10 10	Circlip	1	1	
3	39 0999 06	Pin - Hollow Dowel	2	2	
5	LA E000 18	Bolt Flanged M6X1X30L-Precoated	3	3	

Radiator

No.	Part No.	Description	Qty.		Remarks
			ABS	NON ABS	
1	DT 1810 01	Cowl Radiator	1	1	
2	DJ 1612 29	Nut - Clip M6	4	4	
3	39 2141 24	Washer Nylon	4	4	
4	LB U000 23	Screw	4	4	
5	DT 6012 32	Radiator Core	1	1	
6	JG 6012 37	Radiator Fan	1	1	
7	JL 6012 16	Silent Block	2	2	
8	39 0211 11	Washer	2	2	
9	JG 5810 14	Silent Block	2	2	
10	DT 6012 26	Expansion Tank	1	1	
11	DT 6012 28	Tube Connecting	1	1	
12	DT 6012 10	Tube Drain	1	1	
13	JG 6012 11	Cap Expansion Tank	1	1	
14	JG 6012 30	O-Ring Cap	1	1	
15	JG 6012 35	Radiator Cap	1	1	
16	JG 6012 34	Clamp	2	2	
17	JL 6012 22	Hose Thermosat to Radiator	1	1	
18	JL 6012 23	Hose Radiator to T pipe	1	1	
19	JL 6012 28	Coolant Pipe T Assly	1	1	
20	JG 6012 09	Clamp Radiator Pipe	2	2	
21	JL 6010 01	Hose By Pass To pump	1	1	
22	JL 6012 12	Clamp Radiator	1	1	
23	LA D000 82	Bolt Flange	2	2	
24	LJ A000 05	O ring- Pipe Coolant	1	1	
25	JL 6012 21	Clamp Coolant Pipe	1	1	
26	JG 1710 29	Spring Band Clip	3	3	
27	JG 1138 06	Grommet Expansion Tank	1	1	
28	JY 6012 41	Flange Nut	3	3	
29	JY 6012 48	Bracket Fan Mounting	3	3	
30	36 DT00 01	Kit Hardware R Cowl & Fairing	1	1	

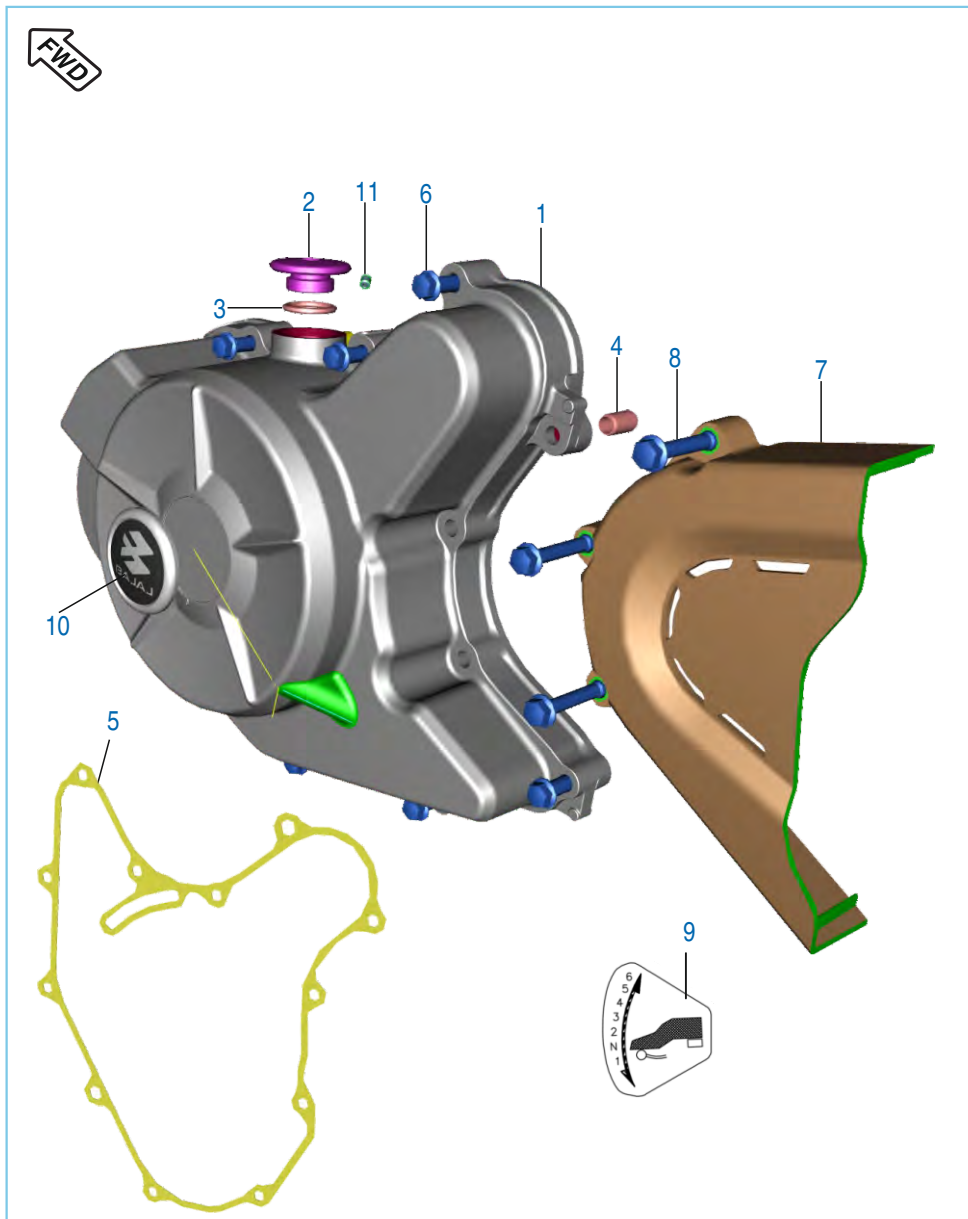


Cover Clutch

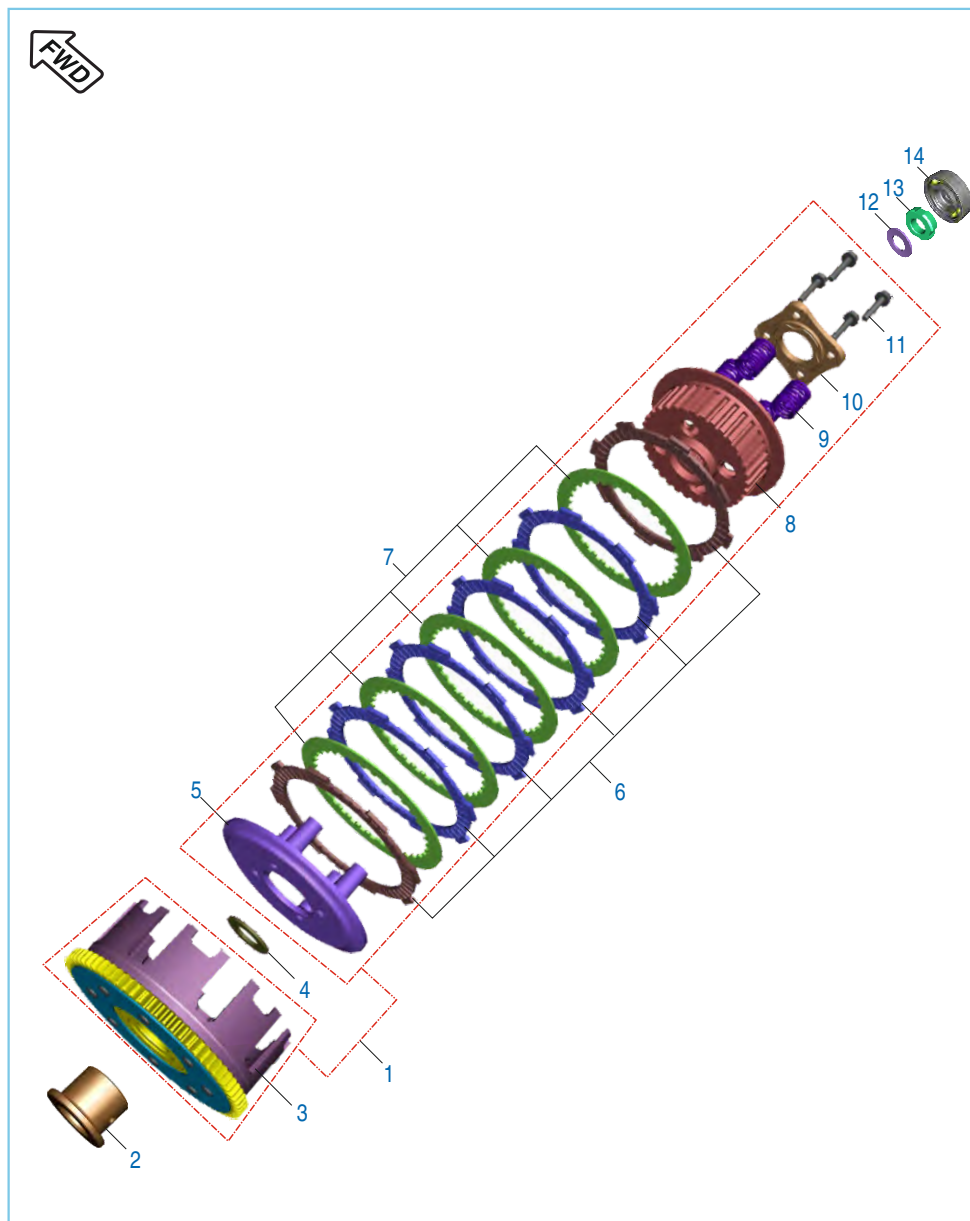


No.	Part No.	Description	Qty.		Remarks
			ABS	NON ABS	
1	DT 5412 12	Clutch Cover with oil Plug	1	1	
2	39 1990 20	Bearing - Needle	1	1	
3	LD B000 20	Washer 12.5X24X0.8T	1	1	
4	JG 5510 17	Spring	1	1	
5	DT 5410 19	Shaft Clutch Release Assy	1	1	
6	JU 5514 01	Rod Push	1	1	
7	JG 5412 30	Cap Oil Filling	1	1	
7A	39 1537 21	Ring 'O'	1	1	
8	JL 5412 27	Window Oil Gauge	1	1	
9	DH 1021 17	Clip - Wire	1	1	
10	39 1041 19	Seal - Oil	1	1	
11	39 0999 06	Pin - Hollow Dowel	2	2	
12	JL 5412 07	Gasket Clutch Cover	1	1	
13	DT 5410 18	Bracket Clutch Cable	1	1	
14	KA EQ06 30	Bolt Flanged	11	11	
15	39 1046 19	Seal - Oil	1	1	
16	JG 5412 31	Plate -position	1	1	
17	DH 1013 83	Precoated Flanged Bolt M6 X 12	2	2	
18	JL 5412 22	Decal Triple Spark	1	1	
19	JL 5412 30	Damper Clutch Cover	1	1	
20	JL 5412 31	Plate Damper Clutch Cover	1	1	
21	DH 1013 88	Bolt M5 x 10	5	5	

Cover Magneto



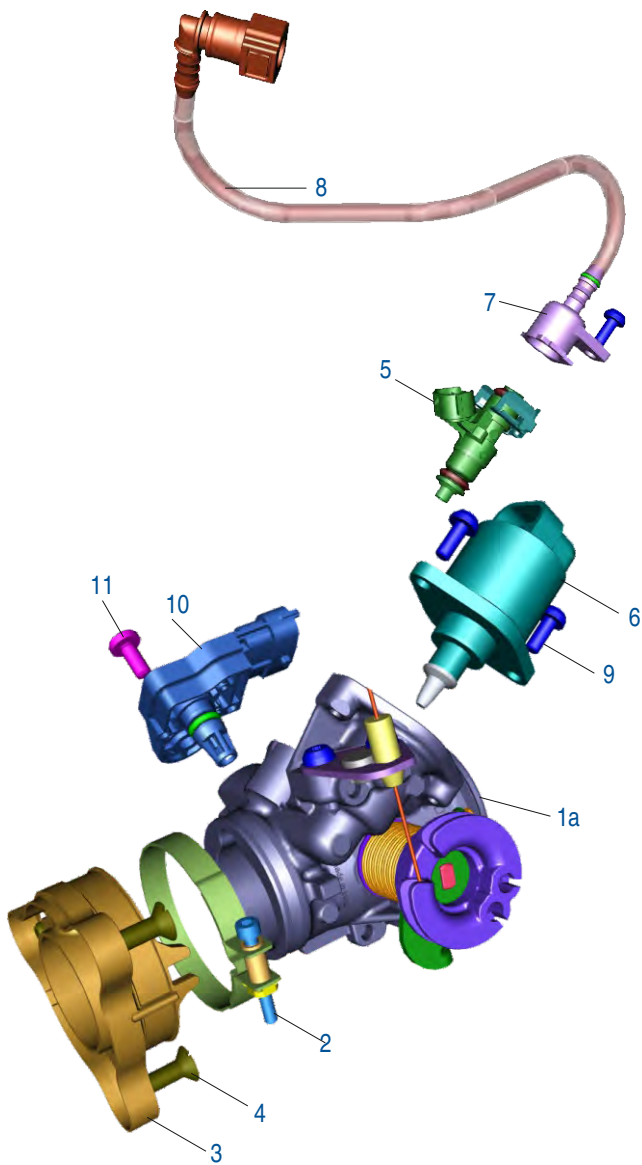
No.	Part No.	Description	Qty.		Remarks
			ABS	NON ABS	
1	DT 5412 06	Cover Magneto	1	1	
2	JA 5412 33	Cap TDC Finder	1	1	
3	30 1011 95	Ring - O	1	1	
4	39 0999 06	Pin - Hollow Dowel	2	2	
5	JL 5412 08	Gasket Magneto Cover	1	1	
6	KA EQ06 30	Bolt Flanged	9	9	
7	JL 5412 03	Cover LH RR	1	1	
8	KA EQ06 45	Hex Headed Bolt Flange	3	3	
9	JL 2330 15	Gear Shift Label-6 Speed	1	1	
10	JL 5412 23	Decal 'Bajaj Logo'	1	1	
11	DT 5412 10	Jet Oil Stator	1	1	
12	BA 1020 04	Plug	1	1	



Clutch Assly

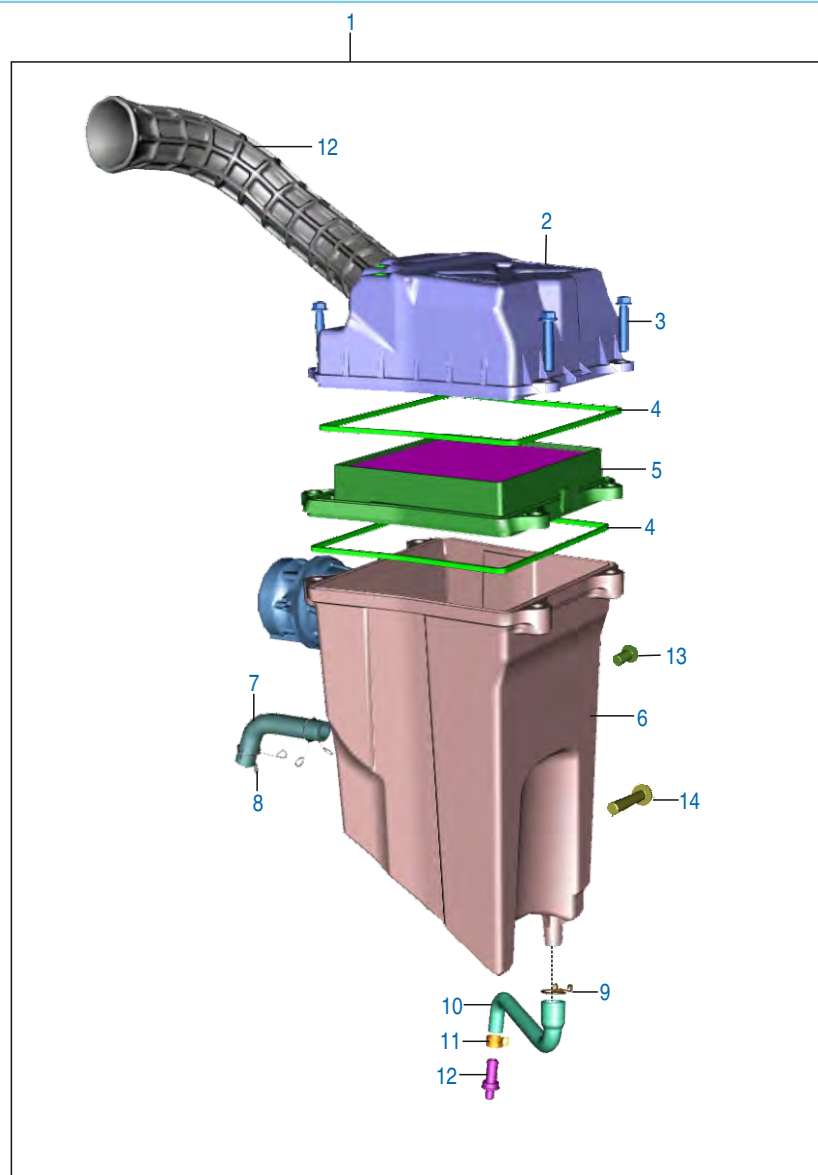
No.	Part No.	Description	Qty.		Remarks
			ABS	NON ABS	
1	DT 5514 00	Clutch Assy Comp	1	1	
2	JG 5514 27	Collared Bush	1	1	
3	DT 5514 07	Housing Clutch Assly Complete	1	1	
4	JG 5514 28	Washer Clutch	1	1	
5	DT 5514 02	Plate (Wheel Clutch)	1	1	
6	JG 5514 48	Friction Plate	4	4	
	JG 5514 55	Friction Plate	2	2	
7	JG 5514 47	Pressure Plate	6	6	
8	DT 5514 01	Clutch Center (Hub Clutch)	1	1	
9	DT 5514 03	Spring -Clutch	4	4	
10	JG 5514 43	Clutch Holder (Holder Clutch)	1	1	
11	JG 5514 51	Bolt Sh 6*22	4	4	
12	JL 5514 07	Washer - Plain (Primary Drive Gear)	1	1	
13	DH 1016 48	Nut Clutch Center Lock (Pre-coated)	1	1	
14	JG 5514 23	Clutch Lifter Bearing	1	1	

Throttle Body



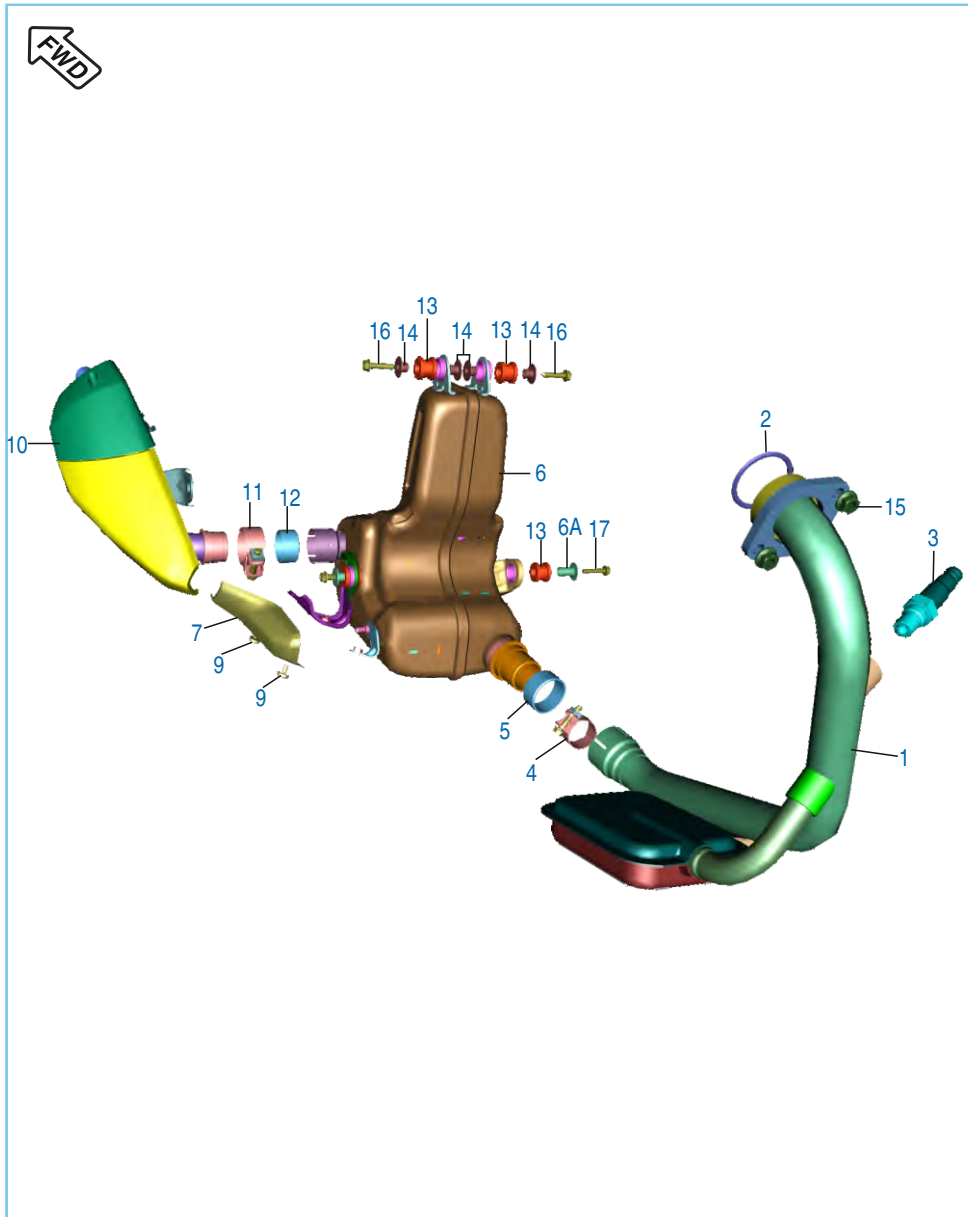
No.	Part No.	Description	Qty.		Remarks
			ABS	NON ABS	
1	DT 6112 02	Throttle Body Assly	1	1	N.I
1a	JU 5814 03	Throttle Body	1	1	
2	JU 5810 06	Clamp Connecting Tube	1	1	
3	JL 5810 39	Pipe Intake	1	1	
4	LB C000 02	Screw CSK Cross	1	1	
5	JG 6110 07	Fuel Injector	1	1	
6	JG 6112 06	Motor Stepper	1	1	
7	DT 6112 03	Cap Injector with assly QC	1	1	
8	DT 1710 54	Fuel Tube	1	1	
9	JG 5814 24	Fixing Screw	5	5	
10	JG 3518 05	Sensor T map	1	1	
11	JG 5814 37	Fixing Screw	1	1	

Air Cleaner Complete



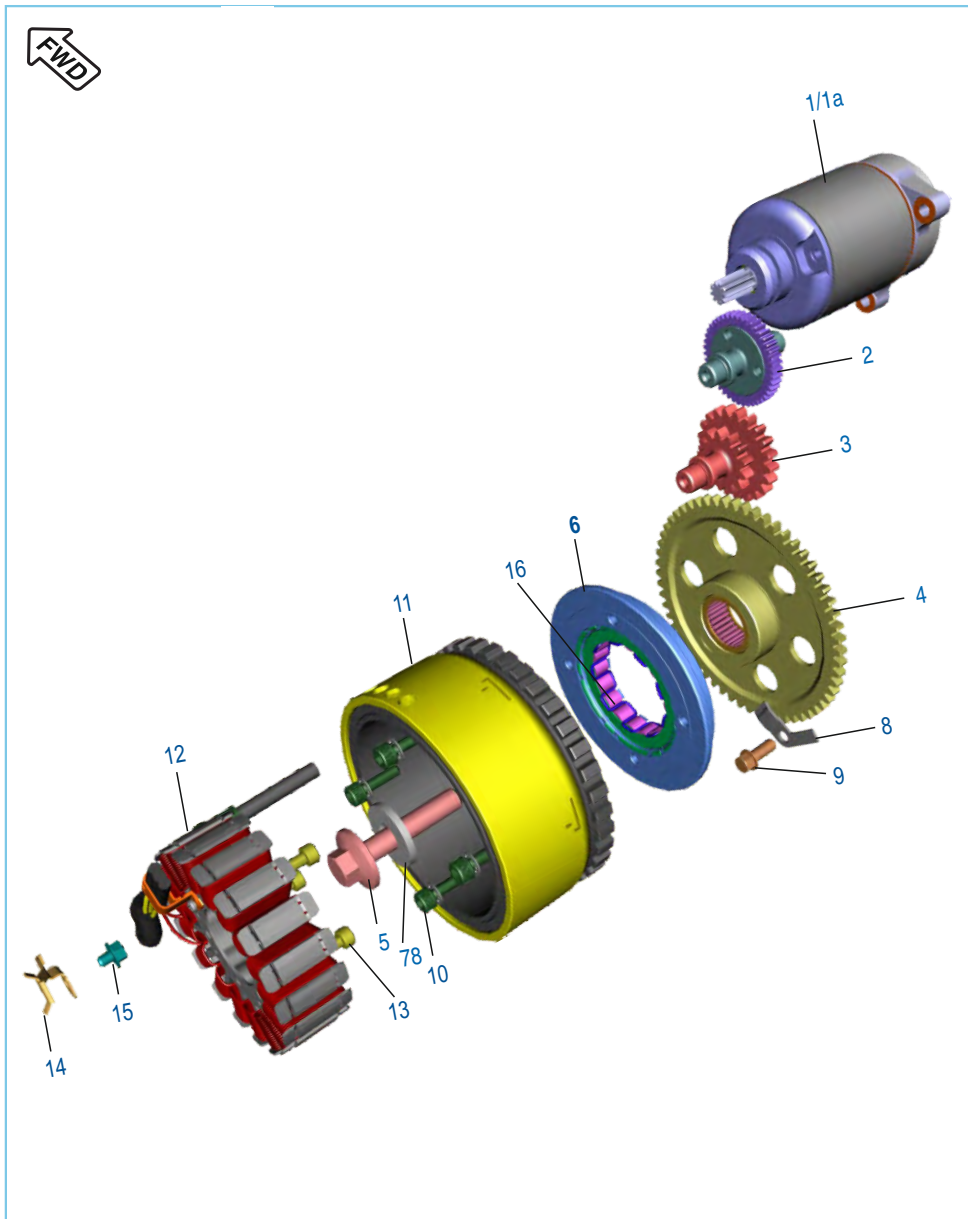
No.	Part No.	Description	Qty.		Remarks
			ABS	NON ABS	
1	DT 5810 64	Assly Air Filter FI	1	1	
2	DT 5810 63	Assly Top Cover	1	1	
3	KA EQ06 30	Bolt Flange Small	4	4	
4	DT 5810 28	Seal Top Cover	2	2	
5	DT 5810 62	Filter Element	1	1	
6	DT 5810 61	Air Filter Bottom	1	1	
7	DT 5810 48	Breather Tube	1	1	
8	JY 5810 28	Clamp	2	2	
9	JG 5810 56	Clamp (Breather Tube)	1	1	
10	JL 5810 55	Tube Drain	1	1	
11	DG 1210 02	Clamp (Hose C'Case Breather)	1	1	
12	DS 1211 26	Plug	1	1	
13	KA EM06 10	Bolt Flange M6-L10mm	1	1	
14	KA DA06 30	Bolt Flange M6-L33mm	1	1	
15	39 0239 11	Washer	2	2	N.I

Silencer Assembly



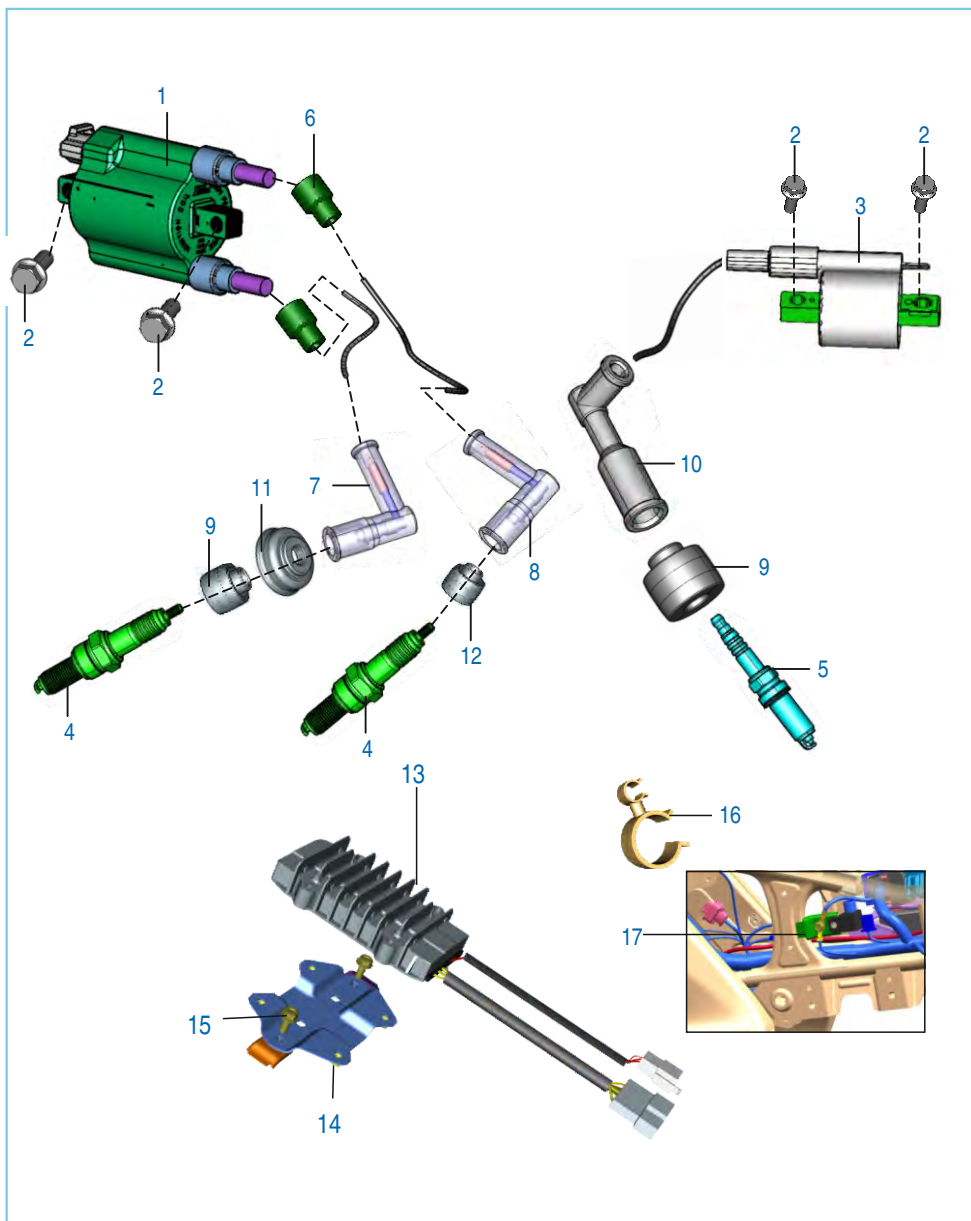
No.	Part No.	Description	Qty.		Remarks
			ABS	NON ABS	
1	DT 5912 30	Assembly Muffler	1	1	
2	JG 5910 70	Gasket Exhaust	1	1	
3	JG 5110 10	O2 Sensor	1	1	
4	JG 5910 38	Band Clip	1	1	
5	JG 5910 39	Gasket Muffler Pipe- A	1	1	
6	DT 5912 39	Muffler Assly Comp	1	1	
6A	JL 5911 57	Sleeve Bottom	2	2	
7	DT 5911 16	Assly Heat Shield	1	1	
8	DT 5911 18	Grommet Heat Shield	1	1	
9	LB U000 37	Truss Screw	2	2	
10	52 DT01 53	Assly End Chamber	1	1	
11	DT 5910 72	Band Clip End Chamber	1	1	
12	JL 5910 45	Spacer Pipe A Proto 1	1	1	
13	JL 5911 65	Damper Silencer Mtg. Lower	4	4	
14	JL 5911 56	Sleeve Top	4	4	
15	LC G000 06	Nut Hex	2	2	
16	JL 5911 48	Bolt Flange	2	2	
17	KA DA06 30	Bolt M 6 X 30	2	2	

Starter Assembly



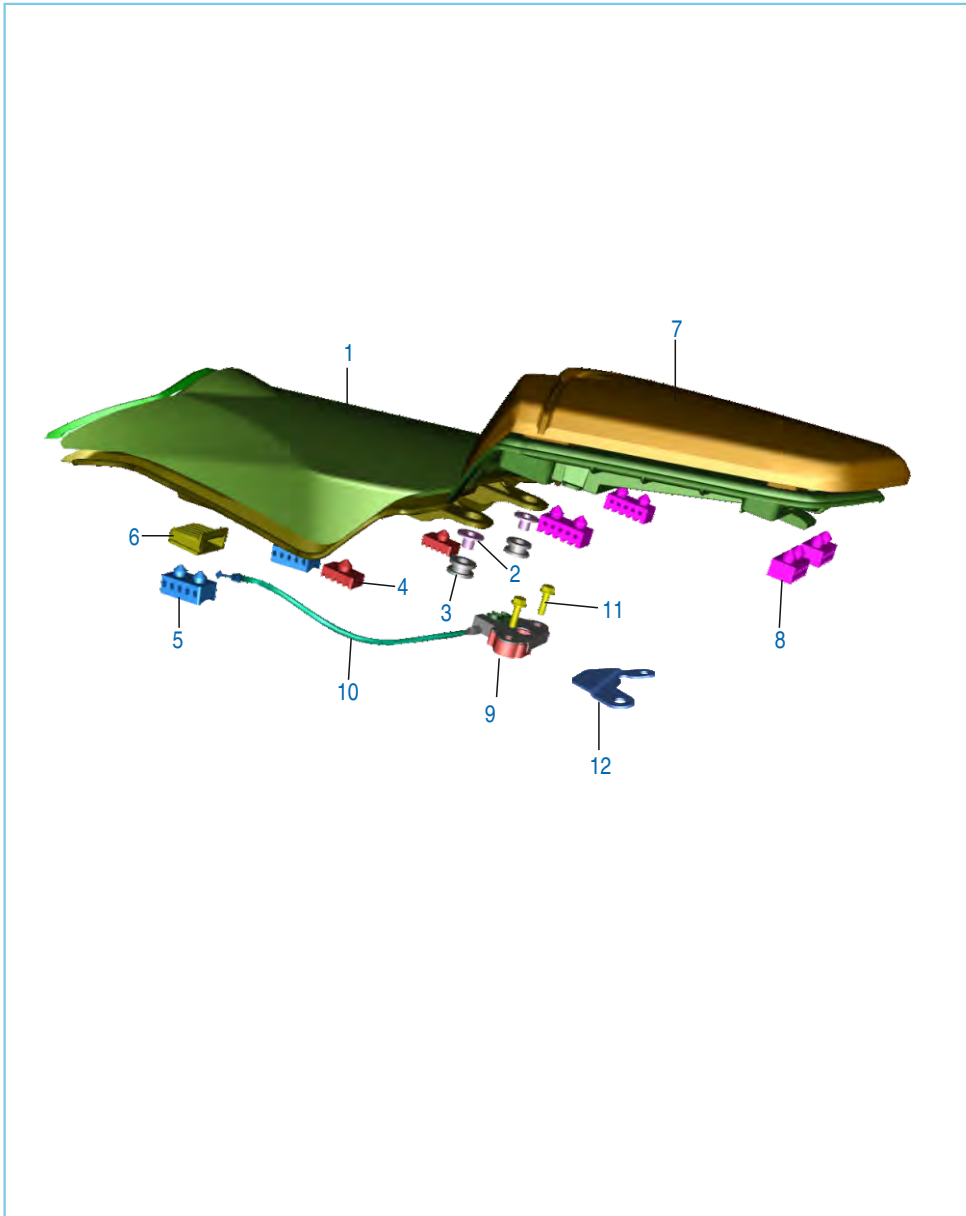
No.	Part No.	Description	Qty.		Remarks
			ABS	NON ABS	
1	JL 3516 00	Starter Motor Assy.	1	1	
1a	KA DQ06 25	Bolt M6-Motor mtg.	2	2	
2	JG 6214 13	Gear Starter Counter 2 Assy	1	1	
3	JG 6214 12	Gear Starter Counter 1	1	1	
4	JG 6214 17	Assembly Gear Starter Clutch	1	1	
5	LA D000 55	Hex Bolt Flanged	1	1	
6	JG 3510 19	Body Complete Starter Clutch	1	1	
7	LD B000 10	Spring Dowel Sleeve	4	4	
8	JG 5410 43	Retainer Gear Starter	1	1	
9	39 1672 04	Bolt Flange	1	1	
10	DH 1013 89	Pre Coated Screw M6 X 20	4	4	
11	JY 3510 19	Rotor Assy. (W/O Clutch Assy)	1	1	
12	DT 3510 06	Stator Assy Compl	1	1	
13	DK 1012 84	Hex Soc. Head Screw(M5X0.8X35)	3	3	
14	JG 5412 23	Plate - Stopper (Wiring Harness)	1	1	
15	LA E000 10	Bolt Flange M5 X 13L	2	2	
16	JY 5514 02	Clutch One Way Assy	1	1	

H.T. Coil & Regulator Assembly



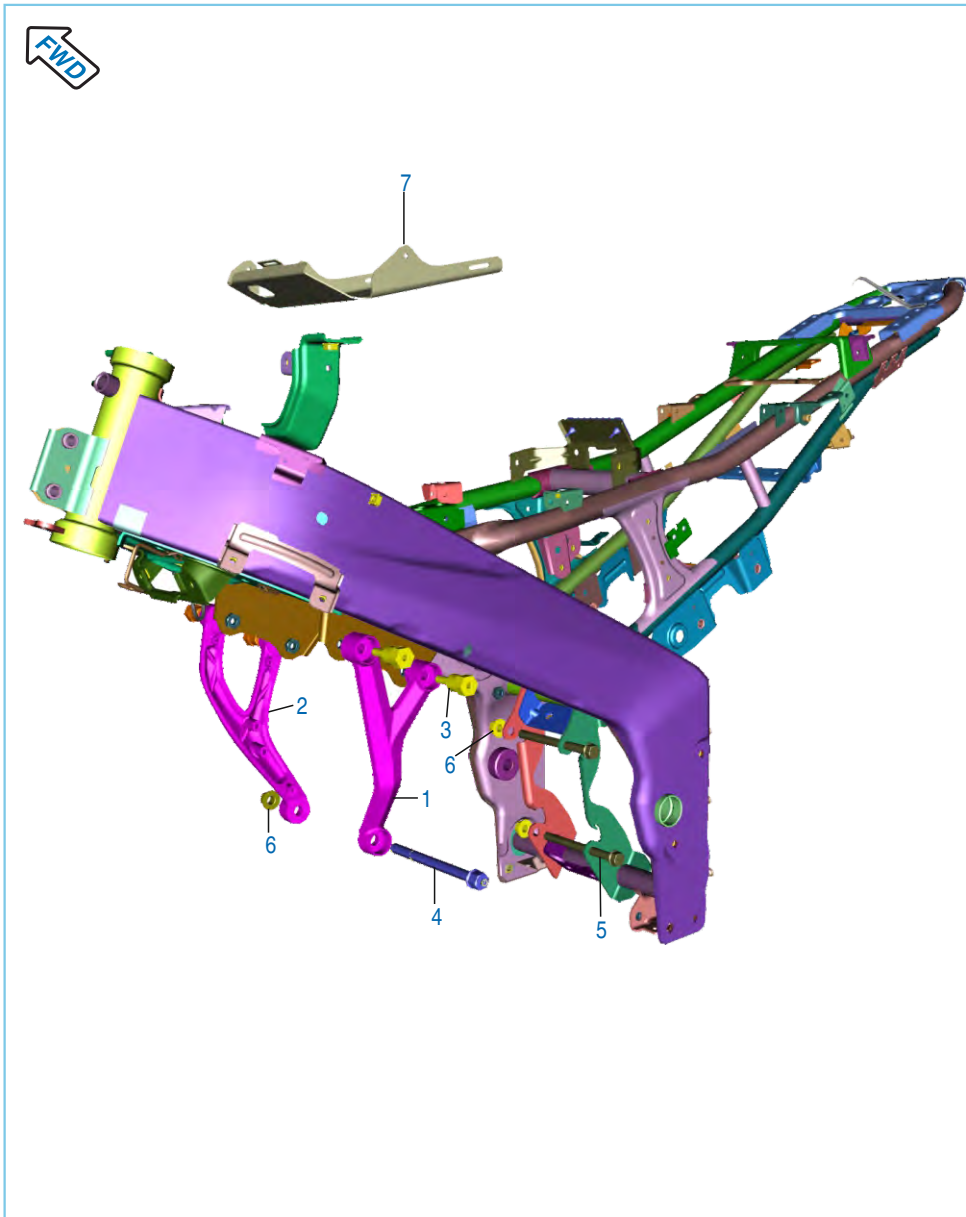
No.	Part No.	Description	Qty.		Remarks
			ABS	NON ABS	
1	JL 3512 37	Ignition Coil With Cable LH	1	1	Twin output
2	39 1913 04	Bolt Flange	4	4	
3	JL 3512 35	Ignition Coil with Cable RH	1	1	
4	DT 3512 06	Spark Plug RG6HCC	2	2	
5	JL 3512 18	Spark Plug Bosch central	1	1	
6	DD 1110 12	Grommet for H.T. Cable	3	3	
7	JD 3512 07	Spark Plug Cap	1	1	
8	AN 1110 15	Spark Plug Cap	1	1	
9	DH 1110 13	Grommet - Spark Plug	2	2	
10	DK 1110 11	Cap Spark Plug	1	1	
11	DH 1110 16	Grommet - Sleeve Spark Plug	1	1	
12	DD 1110 11	Grommet - Spark Plug Cap	1	1	
13	DT 4020 04	Regulator Assly	1	1	
14	DT 1138 02	Bracket Regulator	1	1	
15	KA DA06 14	Bolt Flanged	2	2	
16	DT 1138 55	Clamp HT Coil	1	1	
17	DT 4020 03	Capacitor Assly	1	1	

Seat Assembly / Seat Lock



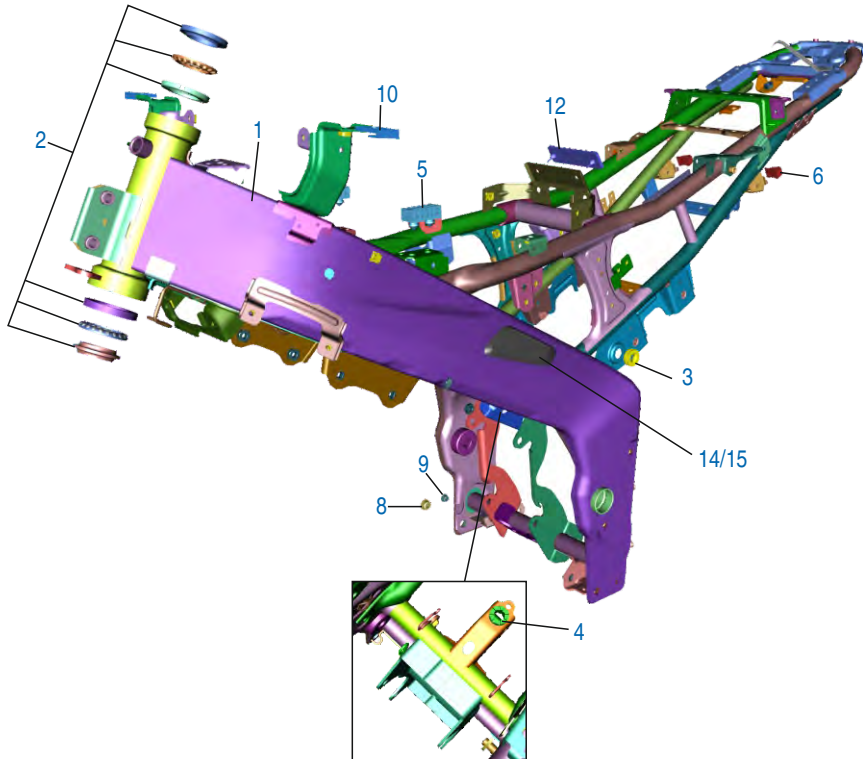
No.	Part No.	Description	Qty.		Remarks
			ABS	NON ABS	
1	DT 1910 06	Seat Assly Front	1	1	
2	DK 2110 09	Damper For Seat	2	2	
3	DT 1910 12	Damper Seat Front	1	1	
4	JZ 1910 10	Damper For Seat	2	2	
5	FD 2110 06	Grommet Seat	2	2	
6	JG 1910 08	Collar Seat	2	2	
7	DT 1910 09	Seat Assly Rear	1	1	
8	DS 2110 04	Damper Seat I	4	4	
9	JG 2326 01	Seat Lock Assly Rear	1	1	
	DT 2326 04	Seat Lock Assly Rear	–	1	For Argentina
10	JG 2326 06	Seat Lock Cable	1	1	
11	KA DA06 22	Bolt Flanged	2	2	
12	JL 2326 04	Cover Seat Lock	1	1	

Engine Mountings



No.	Part No.	Description	Qty.		Remarks
			ABS	NON ABS	
1	52 JL01 56	Eng Stay Assly LH	1	1	With Black Color
2	52 JI01 57	Eng Stay Assly RH	1	1	With Black Color
3	DT 1134 08	Bolt - Flanged Small	4	4	
4	JL 1110 54	Engine Mtg Bolt Front	1	1	
5	JA 1134 03	Flanged Bolt	2	2	
6	39 2723 15	Nut Flanged M10	2	2	
7	DT 1138 42	Cover Seal Heat	1	1	

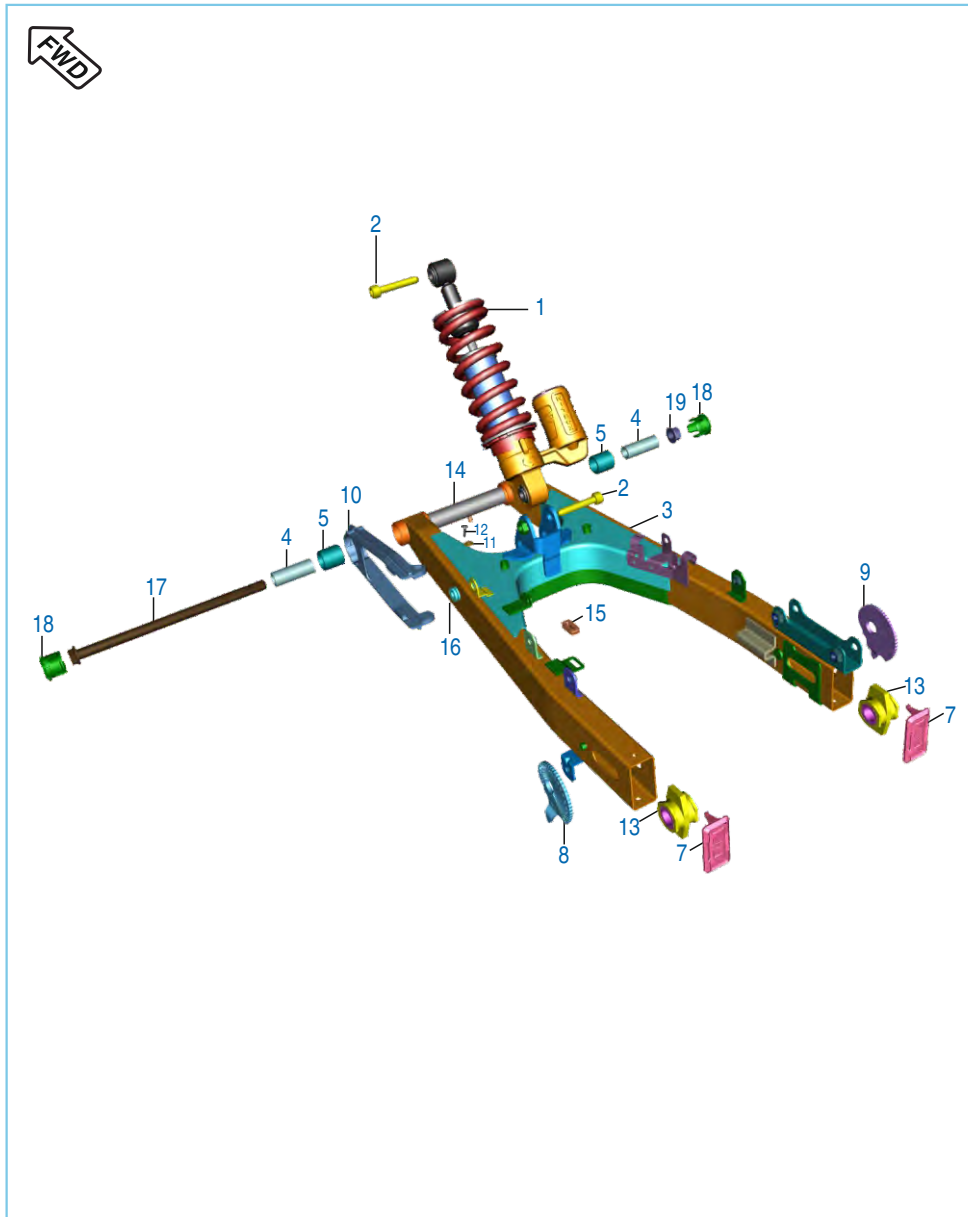
Frame and Frame Fittings



No.	Part No.	Description	Qty.		Remarks
			ABS	NON ABS	
1	DT 1111 63	Frame Assly Complete	1	1	Without Bearing Race
2	36 JG00 11	Kit Steering Head Bearing	1	1	
3	DT 1812 65	Grommet Side Cover	2	2	
4	JL 1710 20	Grommet Tank Rear	1	1	
5	DS 2110 04	Damper Seat I	2	2	
6	JZ 1813 22	Side Cover Grommet	2	2	
7	DX 1610 66	Pad Brace Fender	2	2	N.I
8	DT 1813 22	Plug 1	1	1	
9	DT 1813 23	Plug 2	1	1	
10	DT 1710 76	Damper Tank Cover	2	2	
11	DT 1138 46	Frame Beading RH	2	2	N.I
12	DT 1813 21	Pad Tank Cover Resting	1	1	
13	JB 1812 23	Beading LH	2	2	N.I
14	DT 1111 06	Frame Rubber Pad LH	1	1	
15	DT 1111 07	Frame Rubber Pad RH	1	1	

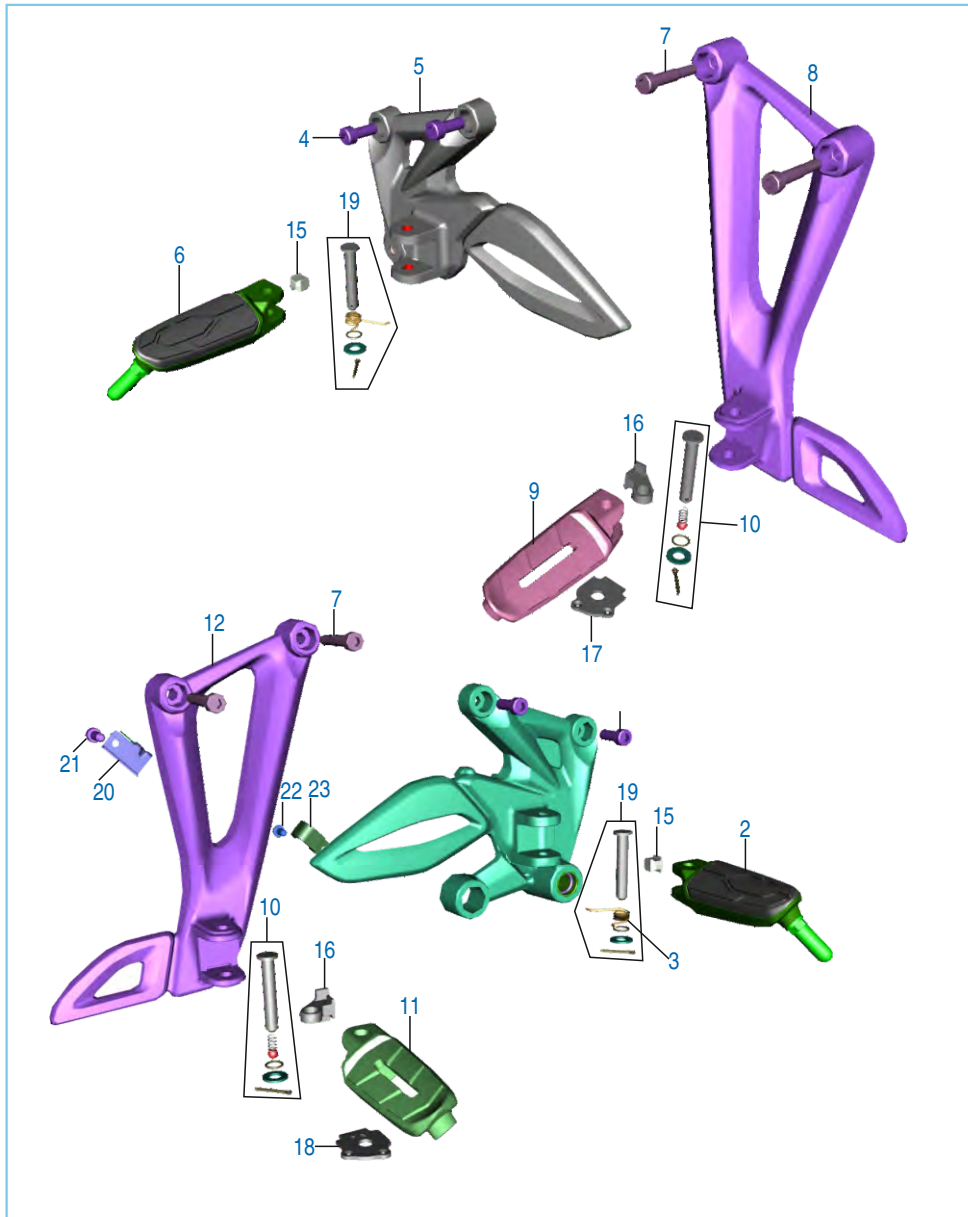


Swing Arm / Rear Shock Absorber



No.	Part No.	Description	Qty.		Remarks
			ABS	NON ABS	
1	DT 1220 19	Shockabsorber Mono	1	1	N.I
2	LA C000 19	Bolt Socket M10 X 1.25 X 55	2	2	
3	JL 1220 13	Assembly Swing Arm Comp	1	1	
4	DG 1710 16	Sleeve	2	2	
5	DG 1710 18	Bearing - Needle	2	2	
6	DG 1710 19	Seal - Oil	4	4	
7	JL 1220 02	Cap Swing Arm Tube	2	2	
8	JL 1220 01	Adjuster Chain Lh	1	1	
9	JL 1220 09	Adjuster Chain Rh	1	1	
10	JL 1220 03	Slider Chain	1	1	
11	39 0454 11	Washer - Plain	2	2	
12	39 0553 02	Screw - Self Tapping	2	2	
13	JL 1220 04	Spacer Chain Adjuster	2	2	
14	JL 1220 08	Spacer Central Swing Arm	2	2	
15	JL 1812 24	Grommet I	1	1	
16	JL 1812 25	Grommet li	1	1	
17	JL 1220 26	Shaft - Swing Arm	1	1	
18	DT 1138 48	Cap -Swing Armpivot	2	2	
19	39 1053 15	Nut	1	1	

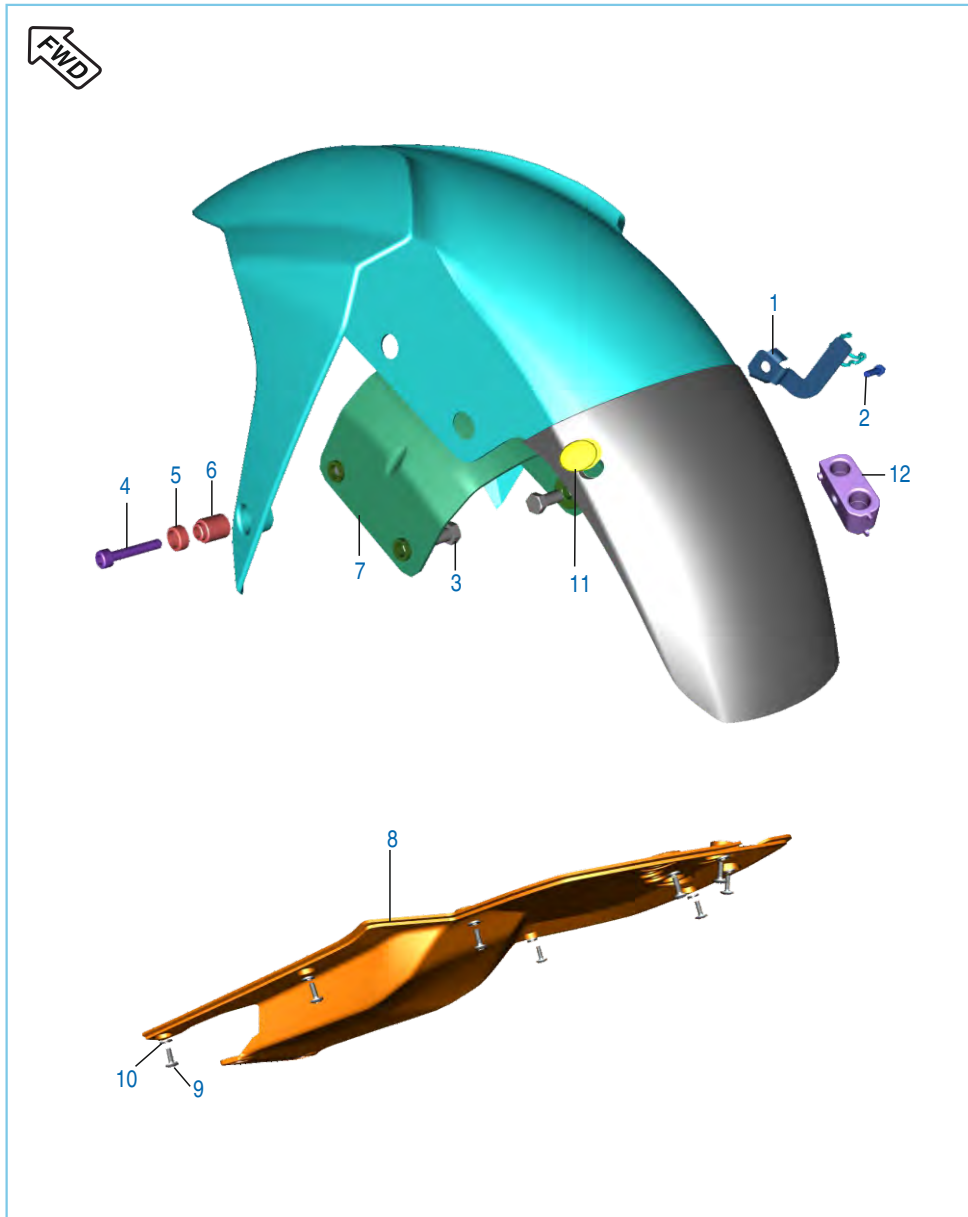
Pillion Foot Rest / Holder



No.	Part No.	Description	Qty.		Remarks
			ABS	NON ABS	
1	DT 1130 01	Holder Step RH	1	—	
	DT 1130 36	Holder Step RH	—	1	
2	DT 1130 29	Step Assy Main RH	1	1	
3	JL 1130 12	Spring Torsion	2	2	
4	LA C000 45	Bolt-Socket Dia-08 L-20	4	4	
5	DT 1130 02	Holder Step LH	1	1	
6	DT 1130 28	Step Assy Main LH	1	1	
7	LA C000 74	Bolt Socket M8X35	4	4	
8	DT 1130 06	Step Holder- Pillion LH	1	1	
9	JL 1130 14	Step Pillion LH	1	1	
10	36 JL00 15	Kit Pillion Hardware	2	2	
11	JL 1130 16	Step Pillion RH	1	1	
12	DT 1130 08	Step Holder - Pillion RH	1	1	
13	JL 1318 41	Bracket Reservoir Mtg.	1	1	N.I
14	39 2140 04	Bolt Flanged	1	1	N.I
15	JZ 1130 61	Rubber Pad Footrest	2	2	
16	JL 1130 36	Rubber Pad Footrest	2	2	
17	DT 1130 14	Lock Plate LH	1	1	
18	DT 1130 15	Lock Plate RH	1	1	
19	36 JL00 41	Kit Main Step Hardware	2	2	
20	JL 1318 78	Bracket Reservoir cap	1	1	
21	KB BA05 12	Screw	1	1	
22	KA EA06 10	Bolt Flange	1	1	
23	DT 1318 33	Clamp	1	1	

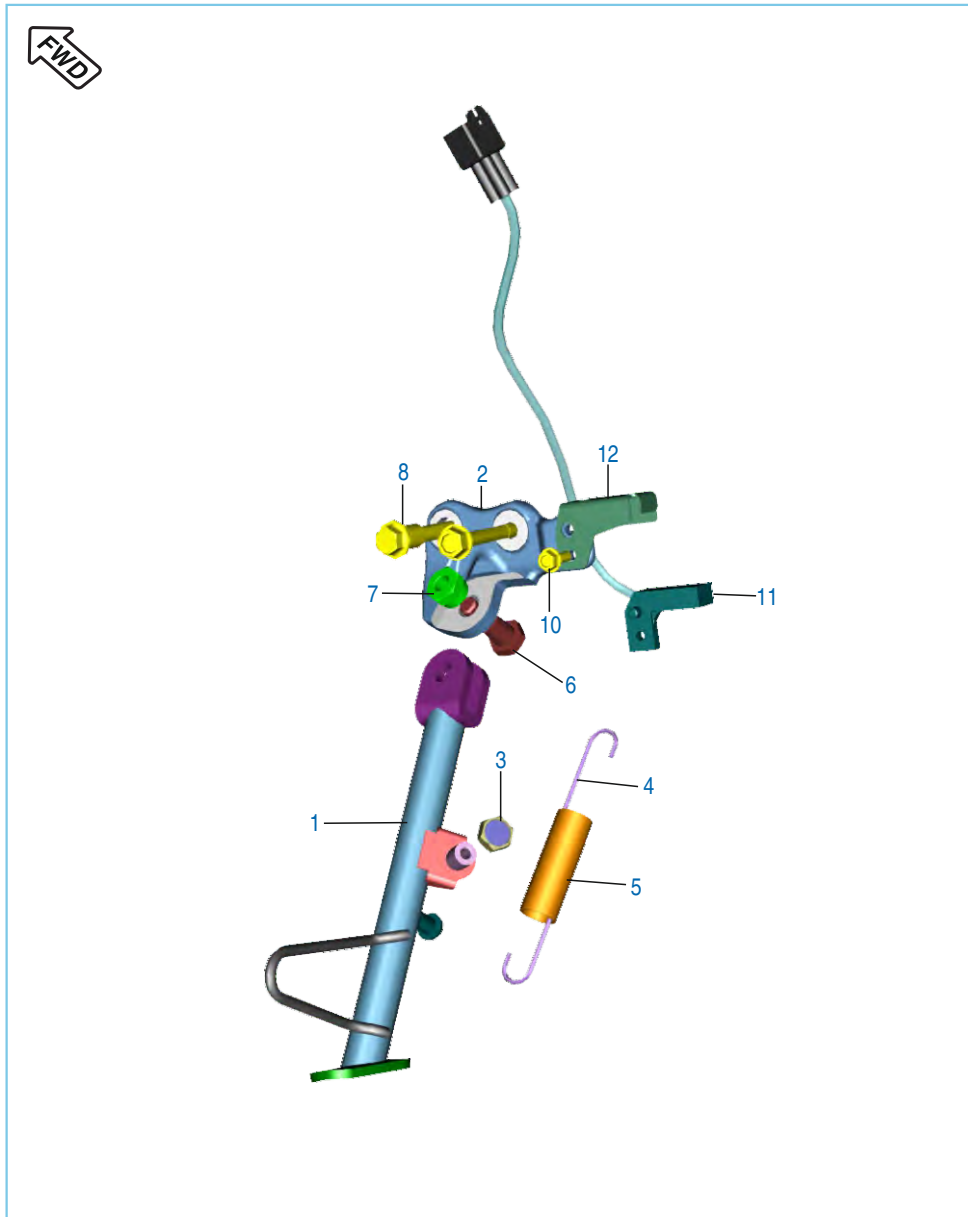


Mudguard - Front & Rear



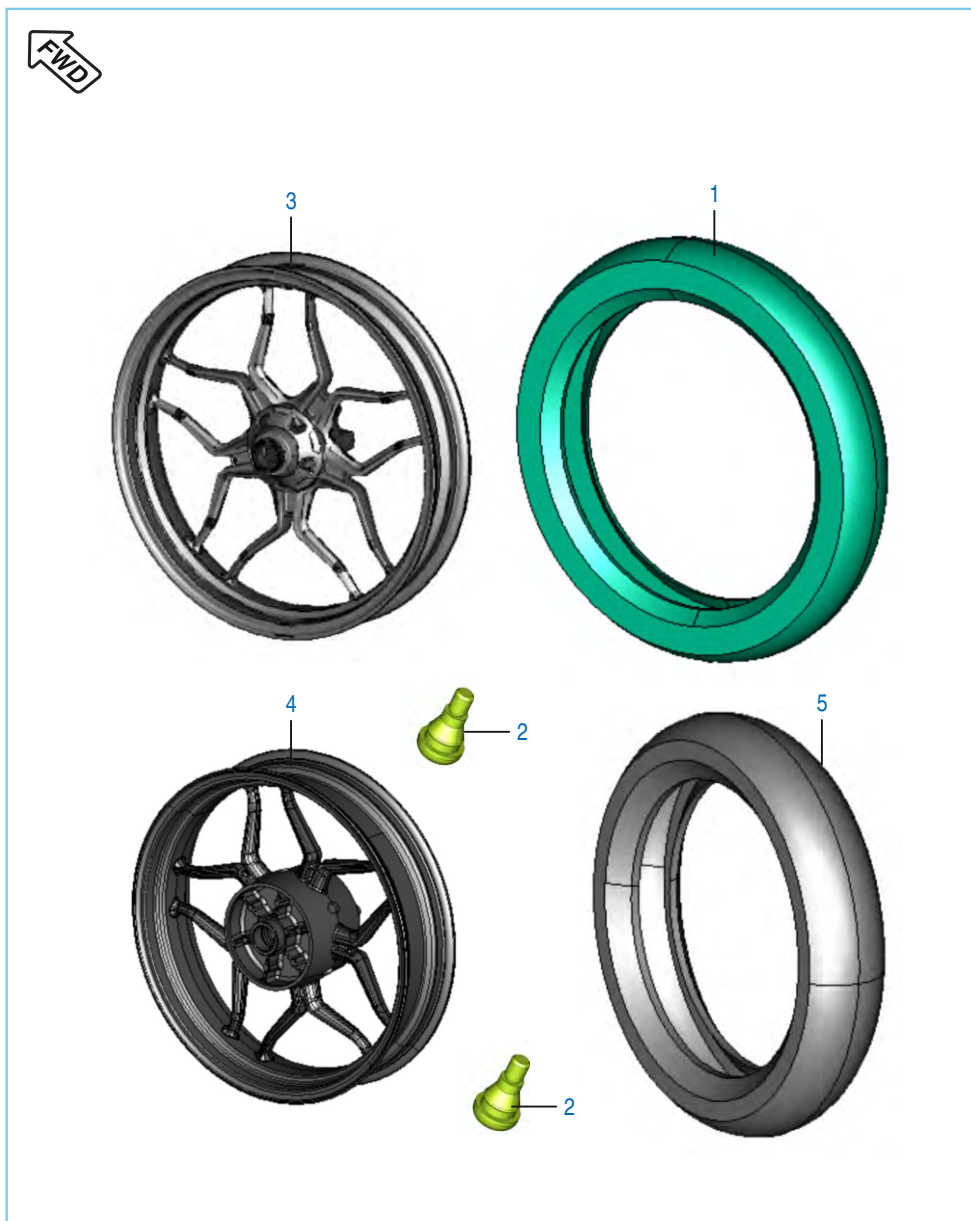
No.	Part No.	Description	Qty.		Remarks
			ABS	NON ABS	
1	DT 1318 37	Bracket - Hose Clamp	1	—	
	JL 1318 11	Bracket - Hose Clamp	—	1	
2	39 1958 04	Bolt Flange	1	1	
3	KA AB08 20	Bolt 08	4	4	
4	KA Ca06 30	Bolt- Hex Socket M6	2	2	
5	DT 1814 34	Cup Washer	2	2	
6	DT 1814 11	Spacer Fender Front	2	2	
7	DT 1814 07	Bracket Brace Fender	3	3	
8	DT 1812 56	Seat Cowl Central Bottom	1	1	
9	39 1907 01	Screw M5	8	8	
10	39 2141 24	Washer Non Metallic	8	8	
11	DT 1814 33	Plug Front Fender	1	—	
12	DT 1318 49	Clamp	1	—	

Stand Assembly



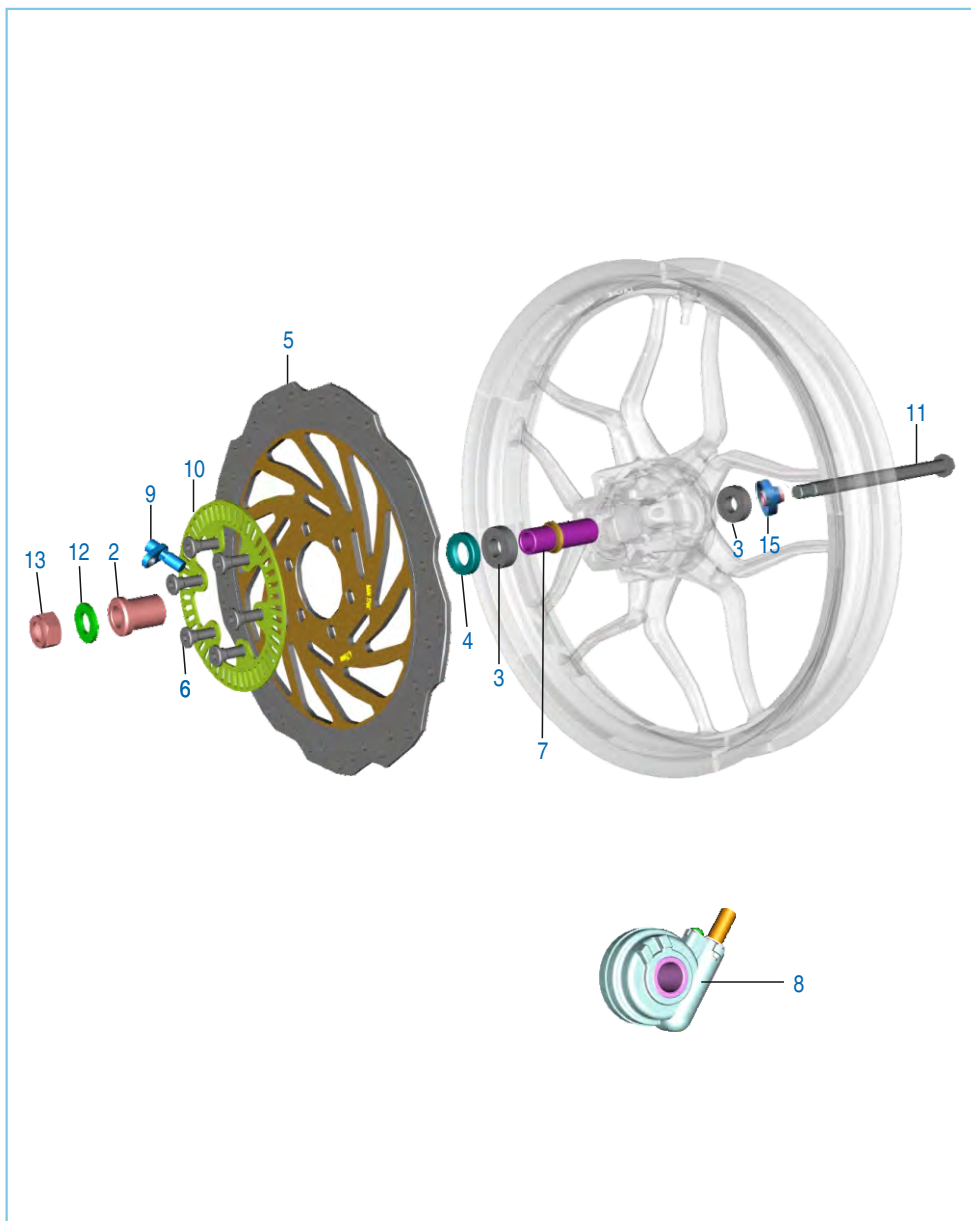
No.	Part No.	Description	Qty.		Remarks
			ABS	NON ABS	
1	DT 1132 04	Assly Side Stand	1	1	
2	DT 1132 05	Bracket Side Stand	1	1	
3	JZ 4036 01	Magnet Holder	1	1	
4	JL 1132 09	Spring Side Stand	1	1	
5	DH 1611 46	Cover Spring Side Stand	1	1	
6	DF 1611 02	Bolt	1	1	
7	39 0422 15	Nut Nyloc M10	1	1	
8	DT 1132 02	Bolt Spcl Stand Mtg	1	1	
9	KA DH08 70	Bolt Hexagon M8	1	1	
10	KA DA05 12	Flange Bolt	1	1	
11	JL 4014 08	Switch Assembly Side Stand	1	1	
12	JL 1138 18	Cover Side Stand Switch	1	1	

Tube / Tyre / Rim



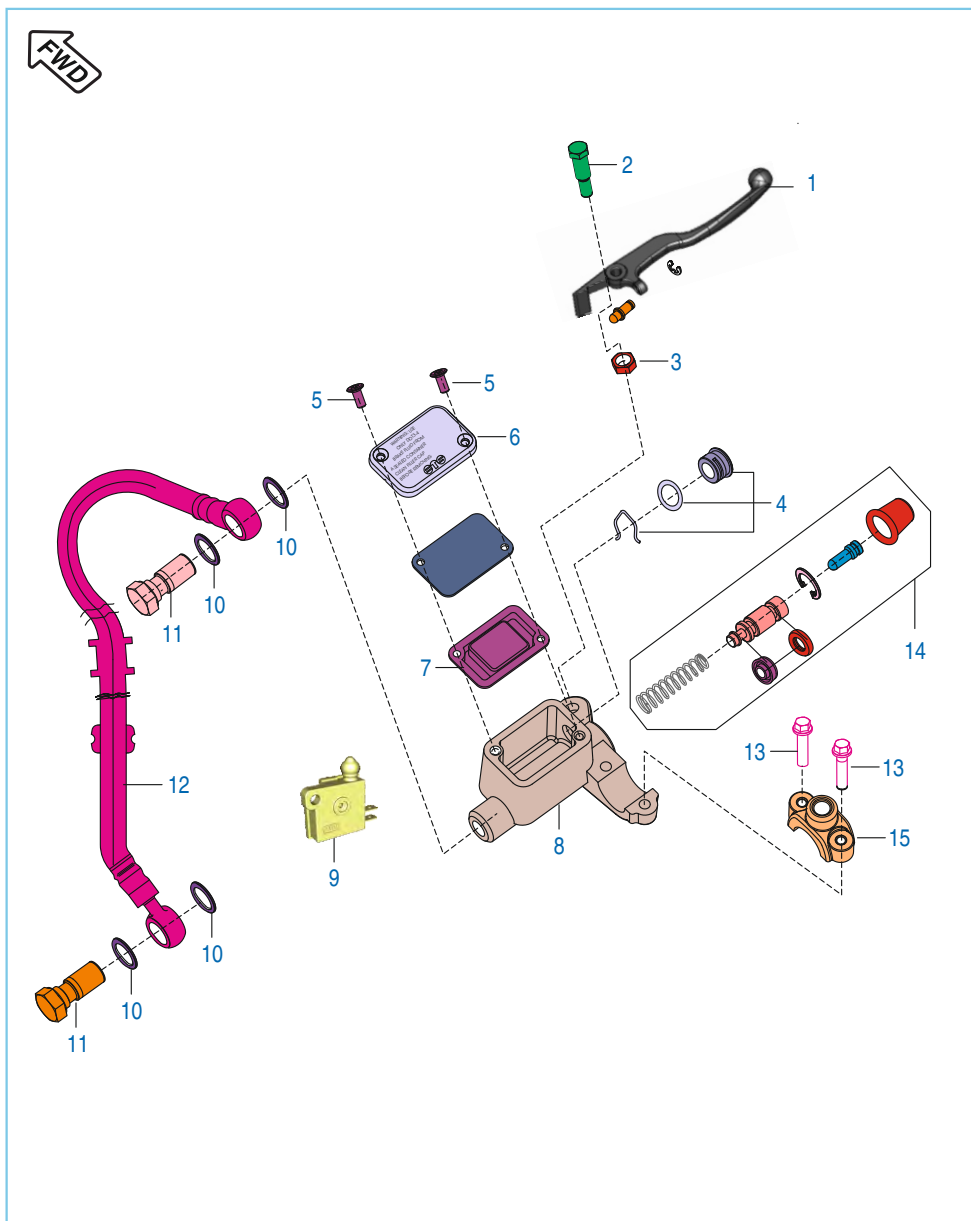
No.	Part No.	Description	Qty.		Remarks
			ABS	NON ABS	
1	DT 1310 18	Tyre Tubeless Front (100/80-17)	1	1	
2	DK 1510 26	Valve Tubeless Tyre	2	2	
3	JL 1310 04	Wheel Rim 2.5X17	1	1	
4	JL 1312 09	Wheel Rim 3.5X17	1	1	
5	DT 1312 22	Tyre Tubeless Rear (130/70-17)	1	1	

Front Hub



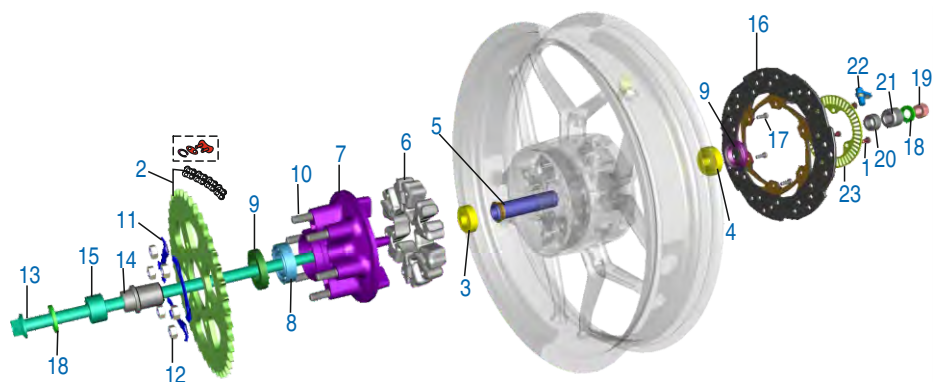
No.	Part No.	Description	Qty.		Remarks
			ABS	NON ABS	
1	JL 1310 04	Wheel Front	1	1	
2	JG 1310 01	Spacer	1	1	
3	KP BC62 02	Bearing - Ball	2	2	
4	DG 1510 05	Seal - Oil	1	1	
5	DT 1318 02	Disc Front	1	—	
	JL 1310 05	Disc Front	—	1	
6	JD 1318 11	Special Bolt M8	6	6	
7	JL 1310 00	Collar	1	1	
8	DT 4024 07	Speed Sensor (Non ABS)	—	1	
9	DT 4024 04	Wheel Speed Sensor (ABS)	1	—	Front & Rear
10	JU 1318 01	Sensor Disc Front	1	—	ABS
11	JL 1310 01	Axle	1	1	
12	LD B000 29	Washer	1	1	
13	LC J000 02	Nut - U M14	1	1	
14	39 1943 04	Flanged Bolt	1	1	N.I
15	DT 1310 17	Collar Assly	1	—	

Front Master Cylinder



No.	Part No.	Description	Qty.		Remarks
			ABS	NON ABS	
1	JG 1610 10	Lever Front Brake	1	1	
2	DJ 1910 29	Bolt Front Bracket I	1	1	
3	DJ 1910 30	Nut	1	1	
4	DE 1910 36	Oil Window Kit	1	—	
	36 Dh19 02	Oil Window Kit	—	1	
5	DJ 1910 31	Screw	2	2	
6	DE 1910 29	Cover - Reservoir	1	1	
7	DE 1910 28	Diaphragm	1	1	
8	DT 1318 31	Master Cylinder Assly Front	1	—	
	DT 1318 36	Master Cylinder Assly Front	—	1	
9	DJ 2011 09	Brake Switch	1	1	
10	DE 1910 10	Washer - Copper	8	4	
11	DE 1910 11	Bolt - Banjo	4	2	
12	JL 1318 02	Hose Assembly	—	1	
13	LA D000 37	Bolt Flanged M8X1X50	2	2	
14	36 Dt00 34	Major Kit M Cylinder - ABS	1	—	
	DE 1910 43	Major Kit M Cylinder - NON ABS	—	1	
15	DK 1810 52	Clamp - Holder : RH	1	1	

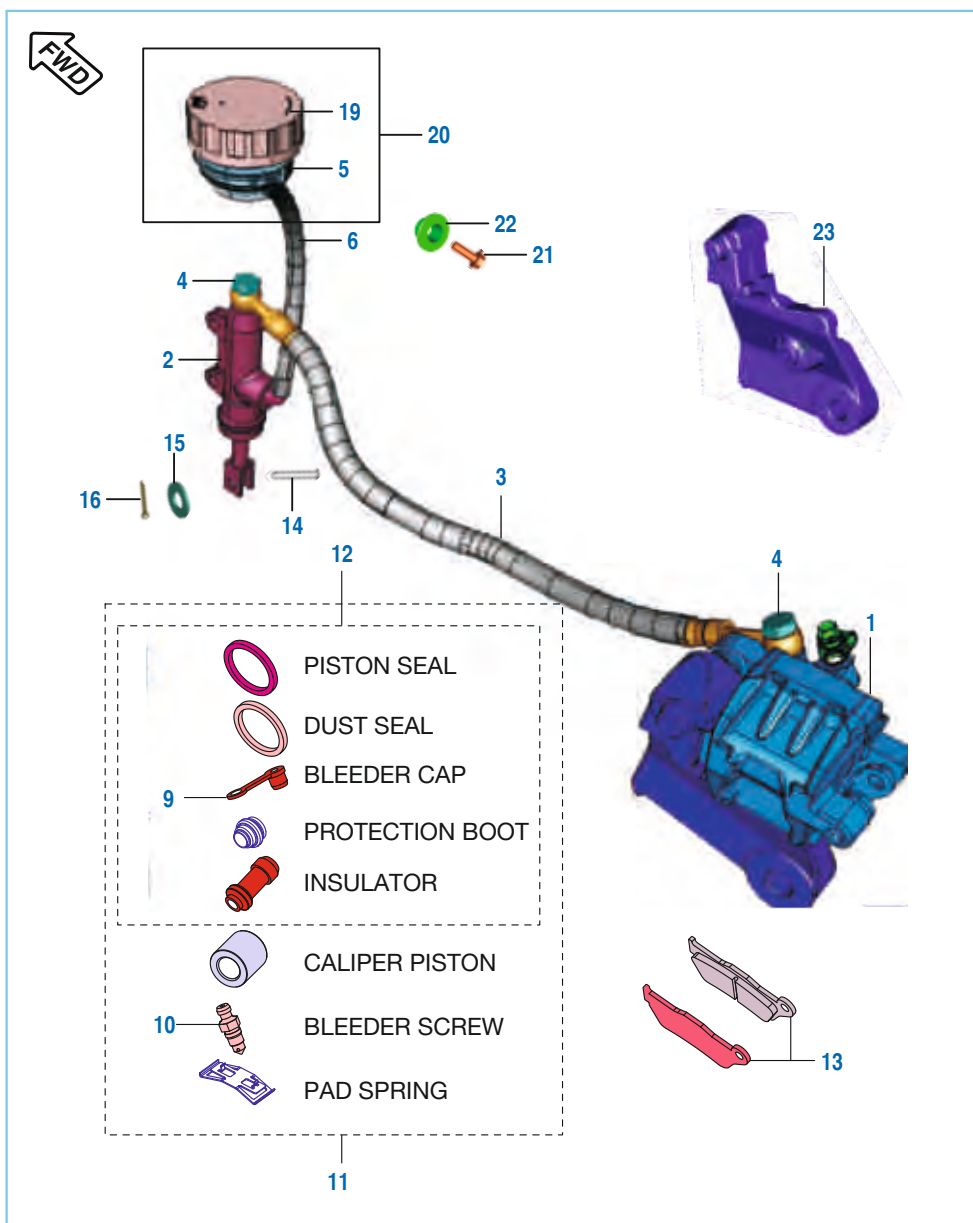
Rear Hub



No.	Part No.	Description	Qty.		Remarks
			ABS	NON ABS	
1	1 39 0746 01	Screw Pan Head	3	—	
2	36 DT00 07	Kit Chain Sprocket	1	1	
3	KP BC63 02	Bearing - Ball	1	1	
4	KP BC62 02	Bearing - Ball	1	1	
5	JL 1312 16	Collar Bearing Assy	1	1	
6	JL 1312 32	Coupling Rubber	1	1	
7	JL 1312 25	Coupling	1	1	
8	DK 1510 13	Bearing Coupling	1	1	
9	30 1510 82	Oil Seal	2	2	
10	LA A000 19	D Bolt	6	6	
11	JL 1312 26	Washer 6 Rubber	3	3	
12	LC A000 09	Nut	6	6	
13	JL 1312 03	Axle	1	1	
14	DK 1510 15	Sleeve	1	1	
15	JL 1312 11	Spacer for Coupling	1	1	
16	JL 1312 18	Disc Rear	1	1	
17	39 2038 04	Bolt Hex	6	6	
18	LD B000 29	Washer	2	2	
19	LC J000 02	U Nut Swing Arm	1	1	
20	DK 1510 81	Spacer I	1	1	
21	DK 1510 82	Spacer II	1	1	
22	DT 4024 04	Wheel Speed Sensor (ABS)	1	—	Front & Rear ABS
23	JU 1318 02	Sensor Disc Rear	1	--	

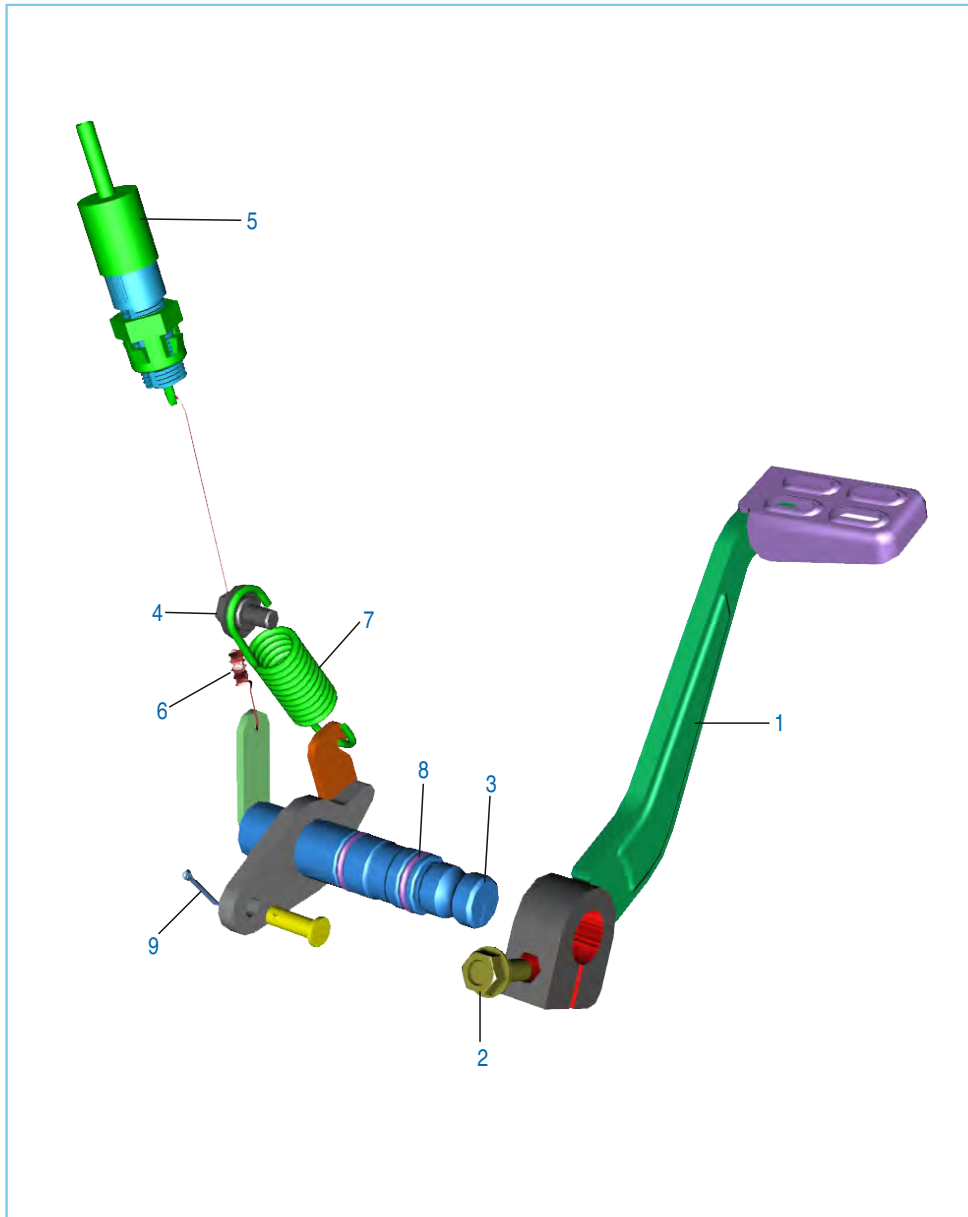


Rear Disc Brake System



No.	Part No.	Description	Qty.		Remarks
			ABS	NON ABS	
1	DT 1318 26	Assembly Caliper	1	—	
	DK 1510 83	Assembly Caliper	—	1	
2	DT 1318 66	Assembly Master Cyl. Rear	1	—	
	DT 1318 17	Assembly Master Cyl. Rear	—	1	
3	36 DT00 42	Hose Disc Brake Rear	1	1	
4	DK 1510 69	Banjo Bolt	2	2	
5	JG 1318 21	Reservoir Rear Brake	1	1	Without Cap
6	JL 1312 20	Hose - Reservoir	1	1	
7	DK 1510 63	Clip Reservoir	1	1	Cap Reservoir
8	DE 1910 10	Copper Washer	4	4	Banjo Bolt
9	DE 1510 47	Cap Bleeder Screw	1	1	
10	DE 1510 46	Bleeder Screw	1	1	
11	36 DT00 37	Kit Major Caliper	1	—	
	DK 1510 88	Caliper Piston Kit	—	1	
12	36 DT00 38	Kit Minor Caliper	1	—	
	DK 1510 89	Caliper Piston Seal Kit	—	1	
13	DK 1510 85	Set Disc Pad	1	1	
14	30 1910 38	Pin	1	1	
15	39 0198 11	Washer	1	1	
16	39 0808 08	Split Pin	1	1	
17	36 DT00 39	Kit Major M Cylinder	1	—	
	DK 1510 73	Master Cyl. Major Kit	—	1	N.I.
18	36 DT00 40	Kit Minor M Cylinder	1	—	
	DK 1510 74	Master Cyl. Minor Kit	1	1	N.I.
19	DK 1510 45	Cap Reservoir	1	1	
20	36 JG00 18	Reservoir with Cap	1	1	
21	KA DD06 14	Screw Pan Cross	1	1	
22	JG 1812 39	Collar	1	1	
23	DT 1318 27	Bracket Caliper	1	1	
24	59 0400 14	Bolt flanged M6	2	2	N.I.

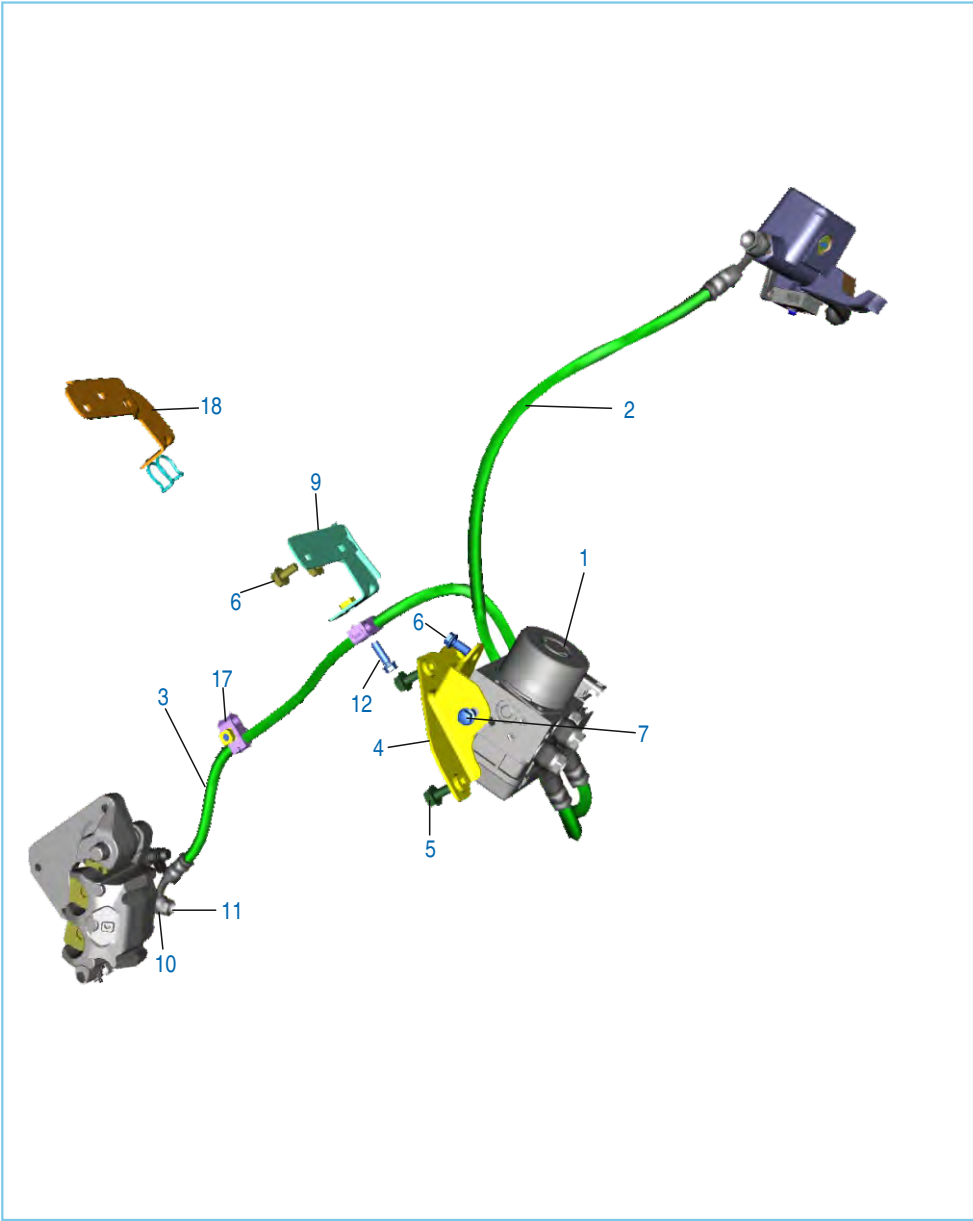
Rear Brake Pedal



No.	Part No.	Description	Qty.		Remarks
			ABS	NON ABS	
1	DT 1610 11	Brake Pedal	1	—	N.I.
	DT 1610 01	Brake Pedal	—	1	
2	39 1769 04	Bolt - Flanged : M8	1	1	
3	DT 1610 12	Shaft Assy Brake Lever	1	—	
	DT 1610 00	Shaft Assy Brake Lever	—	1	
4	KA DD06 16	Bolt	—	1	
5	JL 4014 06	Switch - Rear Brake	1	1	
6	DT 1610 04	Spring Rear Brake Switch	1	1	
7	DT 1130 34	Tension Spring	1	1	
8	39 1537 21	O-ring	1	1	
9	39 0808 08	Split Pin	1	1	

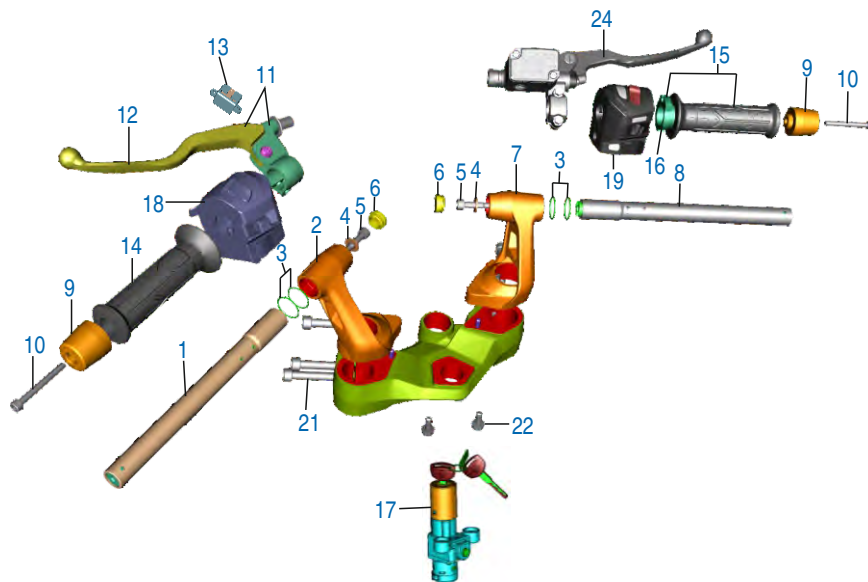
Anti Brake Lock System

No.	Part No.	Description	Qty.		Remarks
			ABS	NON ABS	
1	JY 1318 16	ABS Unit	1	—	
2	36 DT00 44	Hose M Cylinder to ABS	1	—	
3	36 DT00 43	Hose Caliper to ABS	1	—	
4	DT 1138 50	Bracket ABS Mtg	1	—	
5	LA E000 21	Bolt Flanged	1	—	
6	KA Ed06 12	Bolt Flanged	1	—	
7	KA Ed06 08	Bolt Flanged	1	—	
8	JG 1138 26	Clamp for ABS	1	—	
9	DT 1318 39	Clamp Brake Hose	1	—	
10	DE 1910 10	Copper Washer	1	—	
11	DE 1910 11	Benjo Bolt	4	—	
12	39 1958 04	Bolt Flanged	2	—	
13	DT 1318 39	Clamp Brake Hose Front	1	—	
14	DT 1318 37	Bracket Hose Clamp ABS	1	—	
15	KA Da06 12	Flanged Bolt	2	—	
16	KA Ab08 20	Bolt M8	1	—	
17	DT 1318 49	Clamp Brake Hose	3	—	
18	DT 1318 32	Clamp Brake Hose	—	1	



 Front Wheel Direction

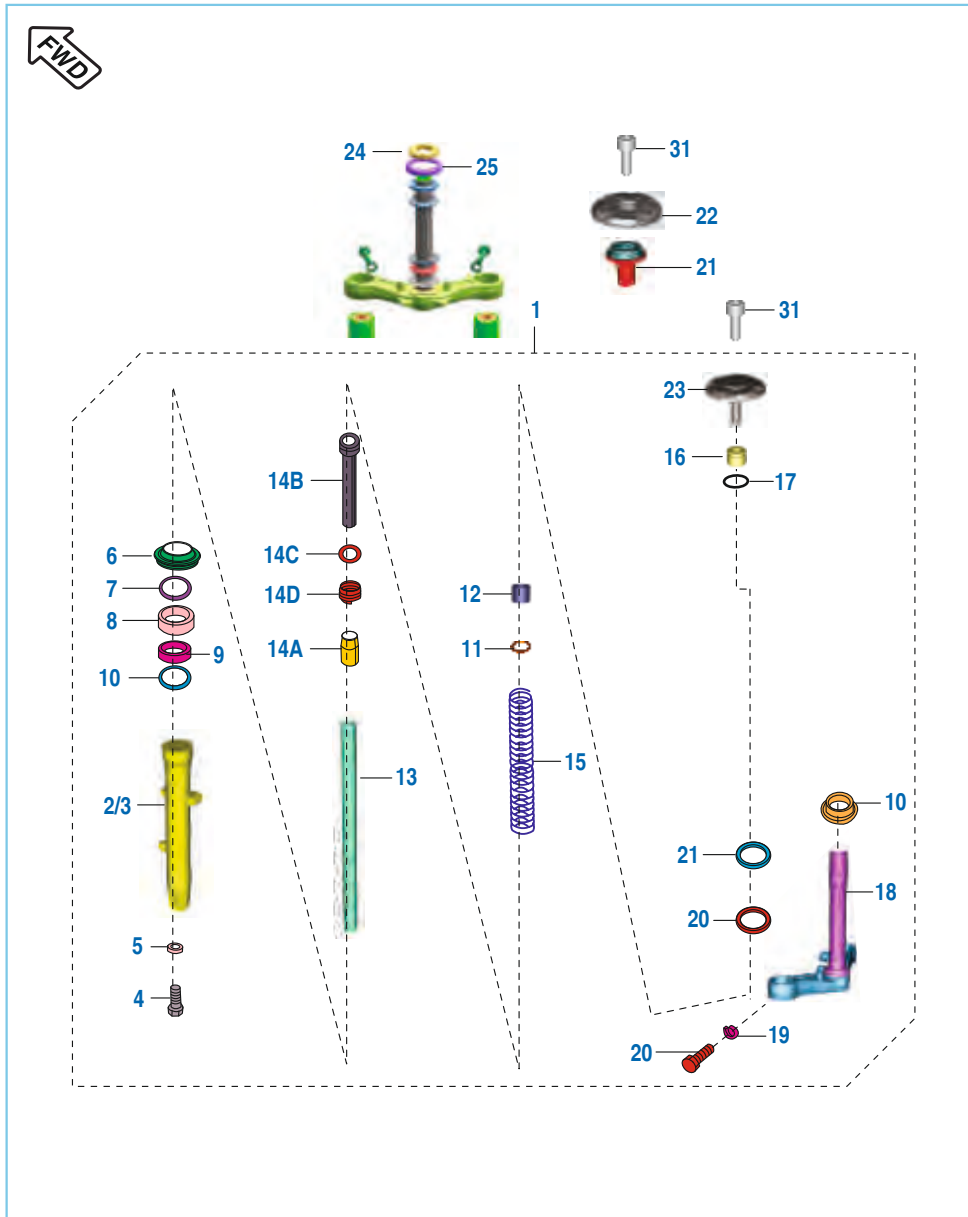
Handle Bar Assly



No.	Part No.	Description	Qty.		Remarks
			ABS	NON ABS	
1	DT 1510 10	Handle Bar Tube LH Assly.	1	1	
2	DT 1510 36	Holder Handle LH	1	1	
3	JL 1510 38	O Ring	4	4	
4	39 1180 11	Washer - Plain	2	2	
5	LA C000 20	Bolt Socket	2	2	
6	DT 1510 39	Plug Handle Holder	2	2	
7	DT 1510 37	Holder Handle RH	1	1	
8	DT 1510 12	Handlebar Tube Assly RH	1	1	
9	JL 1510 35	Handlebar Weight	2	2	
10	39 2427 04	Bol - Hexagon	2	2	
11	DT 1610 07	Lever & Holder Assly LH	1	1	
12	JG 1610 08	Lever Clutch	1	1	
13	JY 4014 04	Clutch Switch	1	1	
14	JL 1610 03	Handle Grip LH	1	1	
15	DT 1610 05	Grip Handle Assly RH	1	1	
16	JG 1510 22	Pipe -Throttle	1	1	
17	DT 2326 01	Lock Set 3 In 1	1	1	
	DT 2326 03	Lock Set 3 In 1	—	1	For Argentina
18	DT 4014 03	Switch Control LH	1	1	
19	DT 4014 04	Switch Control RH	1	1	
	DT 4014 07	Switch Control RH	—	1	For Argentina
20	DT 1210 30	Bracket Upper	1	1	
21	DG 1810 08	Bolt Socket	6	6	
22	39 1943 04	Bolt Flange	2	2	
23	DS 1910 52	Lever Boot LH	1	1	
24	JG 1610 10	Lever RH	1	1	

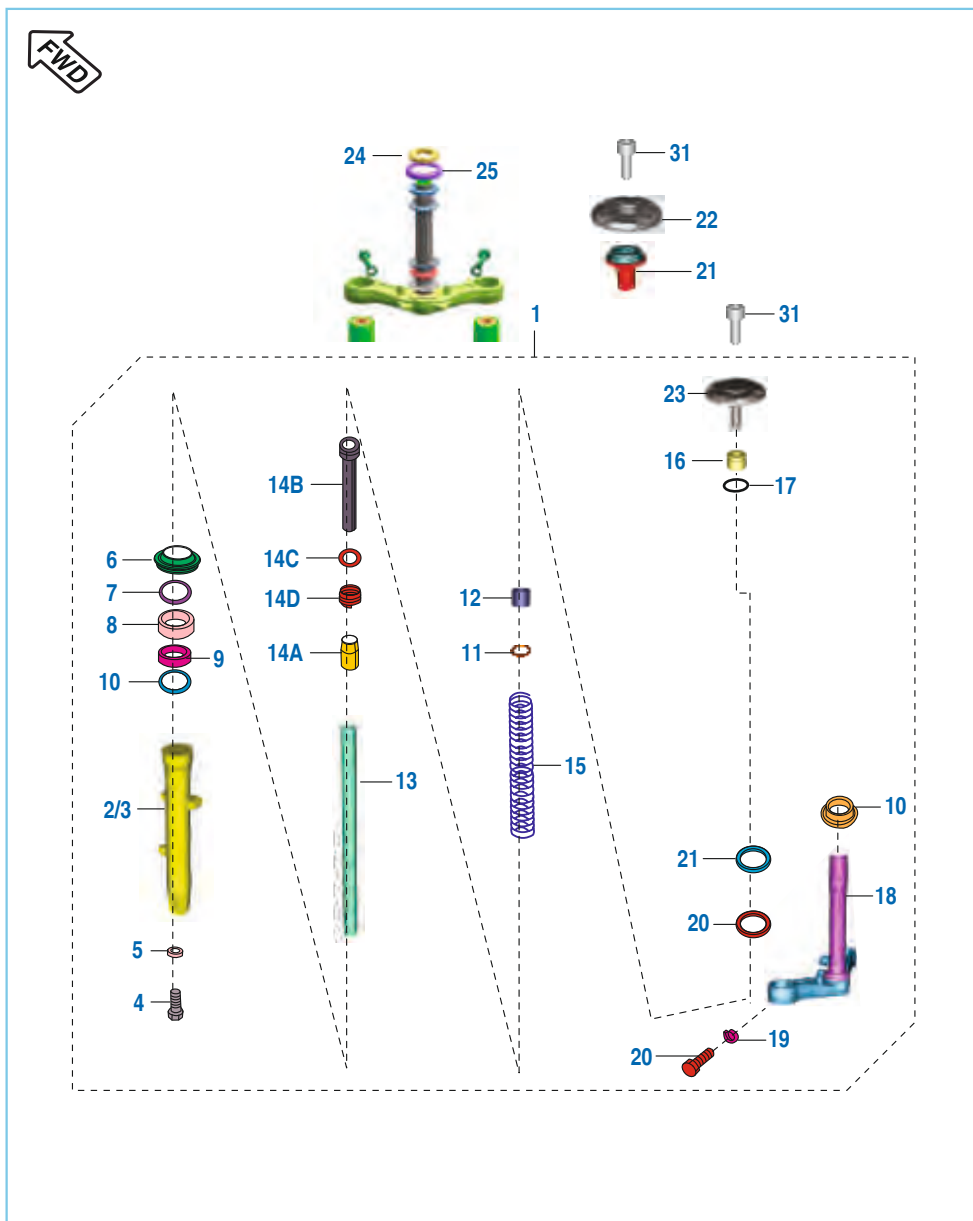


Front Fork



No.	Part No.	Description	Qty.		Remarks
			ABS	NON ABS	
1	DT 1210 38	Fork Assly - Front	1	1	
2	JL 1510 02	Tube Outer LH	1	1	
3	DT 1210 40	Tube Outer RH	1	1	
4	DK 1810 06	Socket Headed Bolt M10	2	2	
5	DK 1810 07	Copper Washer	2	2	
6	DK 1810 21	Inner Dust Seal	2	2	
7	DK 1810 18	Washer Seal	2	2	
8	DK 1810 19	Oil Seal	2	2	
9	DK 1810 17	Guide Bush	2	2	
10	DK 1810 20	Oil Seal Stopper	2	2	
11	DK 1810 15	Washer	2	2	
12	DT 1210 36	Spacer Tube	2	2	
13	DT 1510 40	Fork Pipe Inner	2	2	
14A	DK 1810 09	Cap Oil Lock	2	2	
14B	DK 1810 10	Seat Pipe	1	-	
	DT 1210 39	Seat Pipe	-	1	
14C	DK 1810 12	Piston Ring	2	2	
14D	DK 1810 13	Rebound Spring	2	2	
15	DT 1210 37	Spring Main Spring	2	2	
16	DT 1510 42	Fork Bolt	2	2	
17	DK 1810 23	'O' Ring	2	2	
18	DT 1210 35	Under Bracket Assly Complete	1	1	
19	DK 1810 25	Spring Washer	2	2	
20	DK 1810 28	Bolt	2	2	
21	DT 1210 31	Fork Top Bolt	1	1	

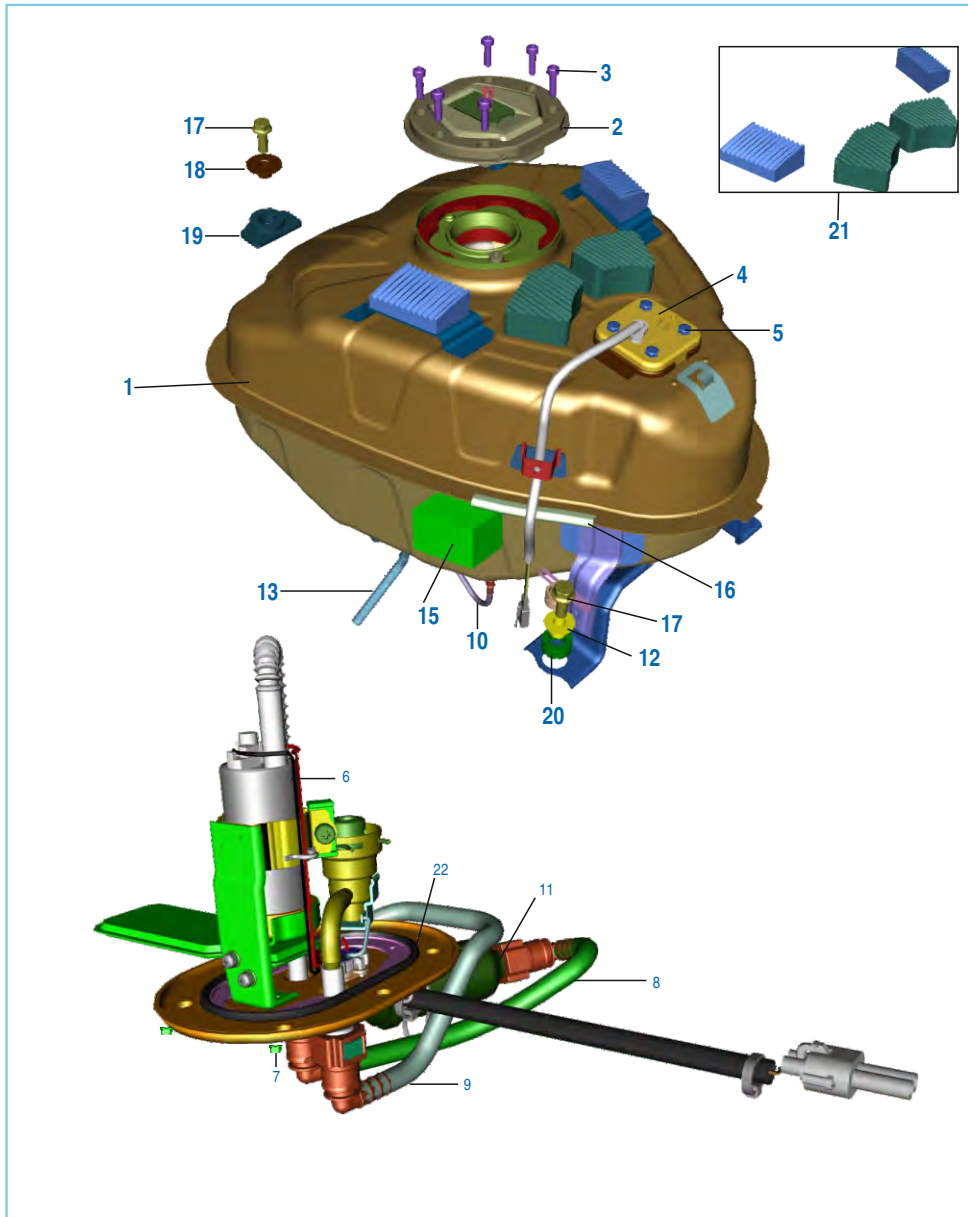
Front Fork



No.	Part No.	Description	Qty.		Remarks
			ABS	NON ABS	
22	DT 1210 32	Cap Steering Top Bolt	1	1	
23	DT 1510 43	Cap Fork Top Bolt	2	2	
24	DK 1810 75	Nut Steering	1	1	
25	DK 1810 76	Cup Steering	1	1	
26	LA C000 68	Bolt Socket	3	3	



Petrol Tank, Cap Tank and Gauge Fuel



No.	Part No.	Description	Qty.		Remarks
			ABS	NON ABS	
1	DT 1710 01	Tank Assly	1	1	
2	JL 1716 00	Cap Tank	1	1	
3	KA Cd05 16	Screw Allen	6	6	
4	DT 4026 00	Fuel Level Sensor	1	1	
5	30 1410 32	Bolt	4	4	
6	DT 1718 23	Fuel Pump Module	1	1	
7	39 0798 15	Nut	6	6	
8	JL 1718 34	Tube Filter To Injector	1	1	
9	JL 1718 32	Tube Filter to RR QA	1	1	
10	JL 1718 30	Hose- Fuel Pump - I	2	2	
11	DT 1718 14	Fine fuel Filter	1	1	
12	JL 1710 19	Sleeve Tank Mtg Rear	2	2	
13	DT 1710 61	Drain Pipe	1	1	
14	DG 1410 28	Clamp	1	1	
15	DT 1710 55	Foam Fuel Tank	2	2	
16	JL 1710 38	Beading Tank LH	1	1	
17	39 1946 04	Bolt Tank Mtg	3	3	
18	DT 1710 75	Sleeve Tank Mtg Front	3	3	
19	DT 1710 78	Grommet Tank Mtg	1	1	
20	JL 1710 20	Grommet Tank Mtg Rear	2	2	
21	36 DT00 06	Kit Tank Damper	1	1	
22	DT 1718 11	O Ring Fuel Pump	1	1	

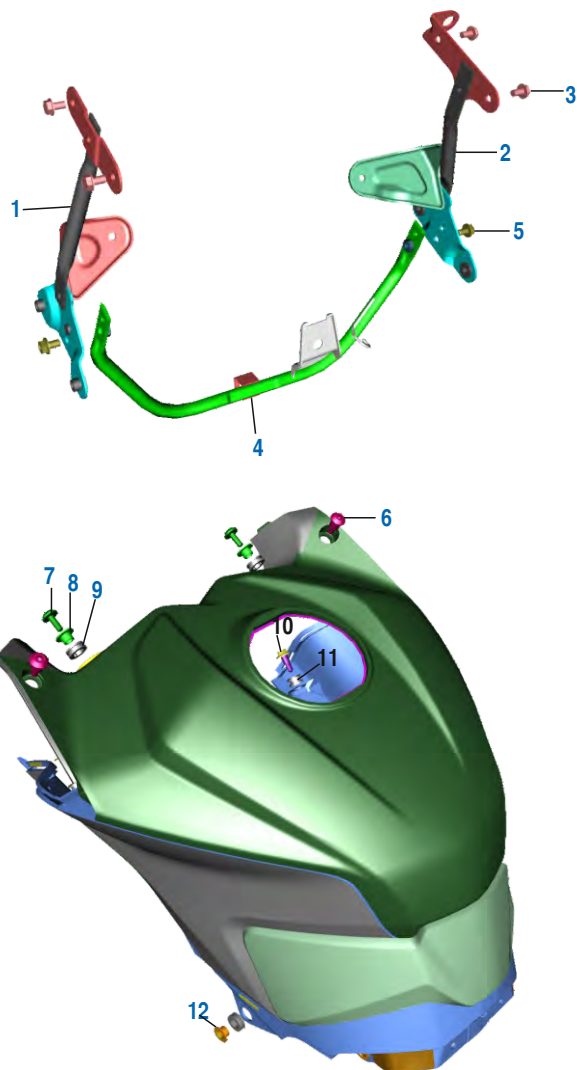


Fittings - Side Fairing



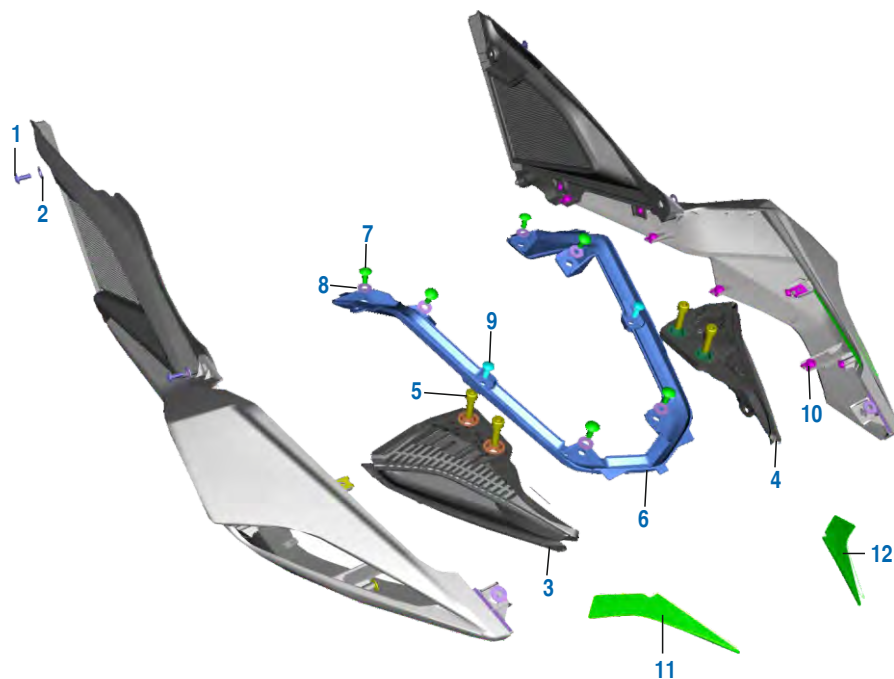
No.	Part No.	Description	Qty.		Remarks
			ABS	NON ABS	
1	KB UB06 12	Mushroom Round Head Screw	6	6	
2	KD BC06 13	Plain Washer	8	8	
3	DT 1812 91	Bracket Side Fairing Front LH	1	1	
4	DT 1812 92	Bracket Side Fairing Front RH	1	1	
5	DT 1812 93	Bracket Side Fairing Rear	2	2	
6	LB R000 02	Self Tapping Screw-	14	14	
7	LD A000 07	Washer Plain Small	14	14	
8	DT 1812 15	Side Fairing Enclosure LH	1	1	
9	DT 1812 28	Side Fairing Enclosure RH	1	1	

Fittings - Side Fairing Bracket & Fuel Tank Cover



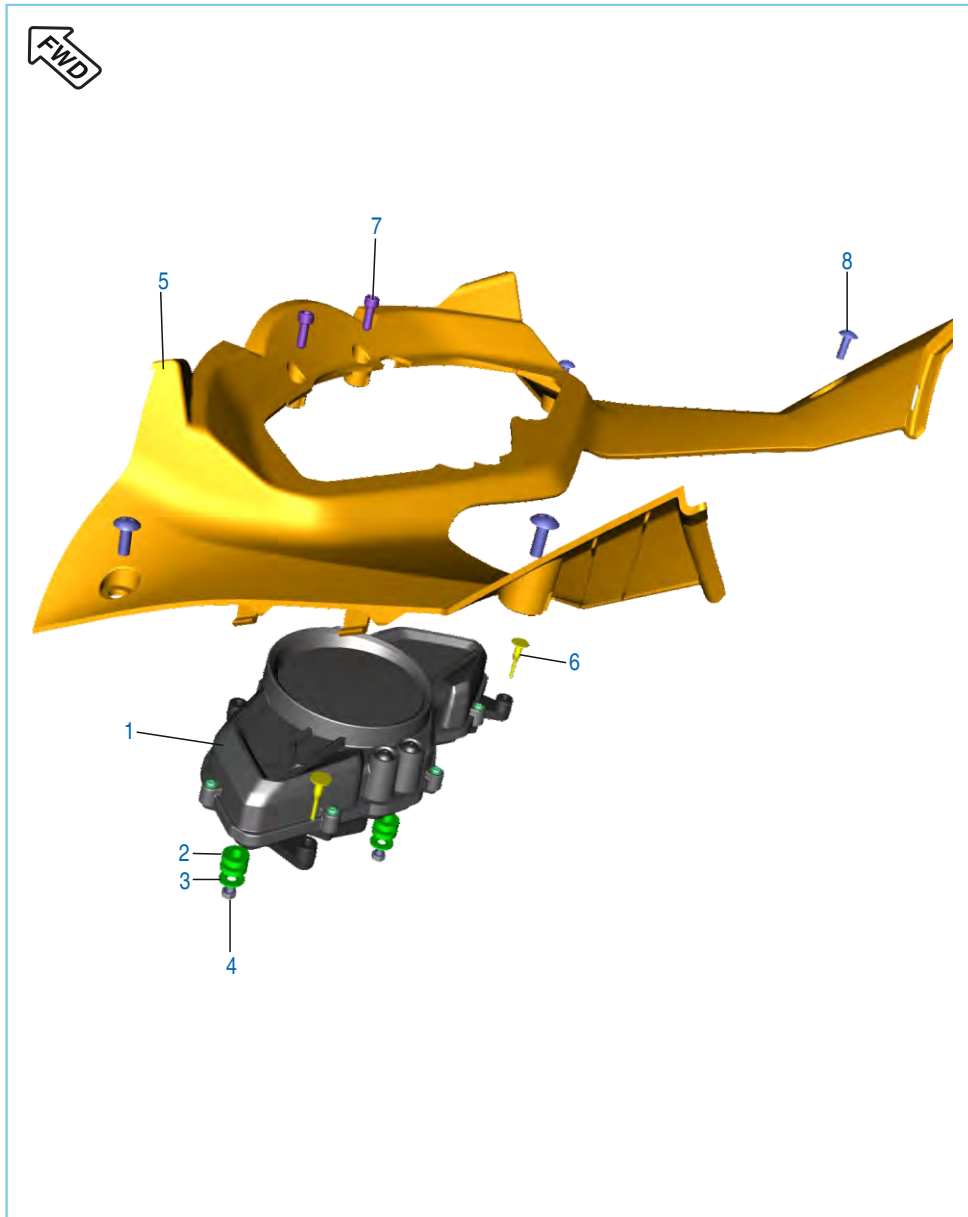
No.	Part No.	Description	Qty.		Remarks
			ABS	NON ABS	
1	DT 1812 44	Fairing Structure Middle LH	1	1	
2	DT 1812 46	Fairing Structure Middle RH	1	1	
3	LA D000 40	Bolt Flange	4	4	
4	DT 1812 75	Fairing Structure Middle	1	1	
5	KA DB06 10	Bolt Flange	2	2	
6	DT 1812 73	Step Bolt Tank cover Top	2	2	
7	LA C000 22	Bolt Socket- Special head	2	2	
8	DT 1710 80	Collar Tank cover Mtg	2	2	
9	DT 1710 53	Grommet Tank Side Cover	6	6	
10	LB U000 27	Screw Truss	2	2	
11	DT 1710 73	Grommet Tank Cover Assly	2	2	
12	DT 1812 74	Collar Side Cover	4	4	

Fittings - Side Cover




No.	Part No.	Description	Qty.		Remarks
			ABS	NON ABS	
1	JW 1710 16	Screw Truss	4	4	
2	39 0239 11	Plain Washer	4	4	
3	DT 2314 04	Assly Grab Handle LH	1	1	
4	DT 2314 05	Assly Grab Handle RH	1	1	
5	LA C000 05	Bolt Socket	4	4	
6	DT 1820 07	Flange Seat Cover LH	1	1	
7	KB UB06 14	Screw Truss	6	6	
8	39 0239 11	Plain Washer	6	6	
9	39 1907 01	Mushroom Head Screw	2	2	
10	DJ 1612 29	Clip Nut	12	12	
11	DT 1812 63	Foam LH Seat Cowl	1	1	
12	DT 1812 64	Foam RH Seat Cowl	1	1	

Meter Assembly



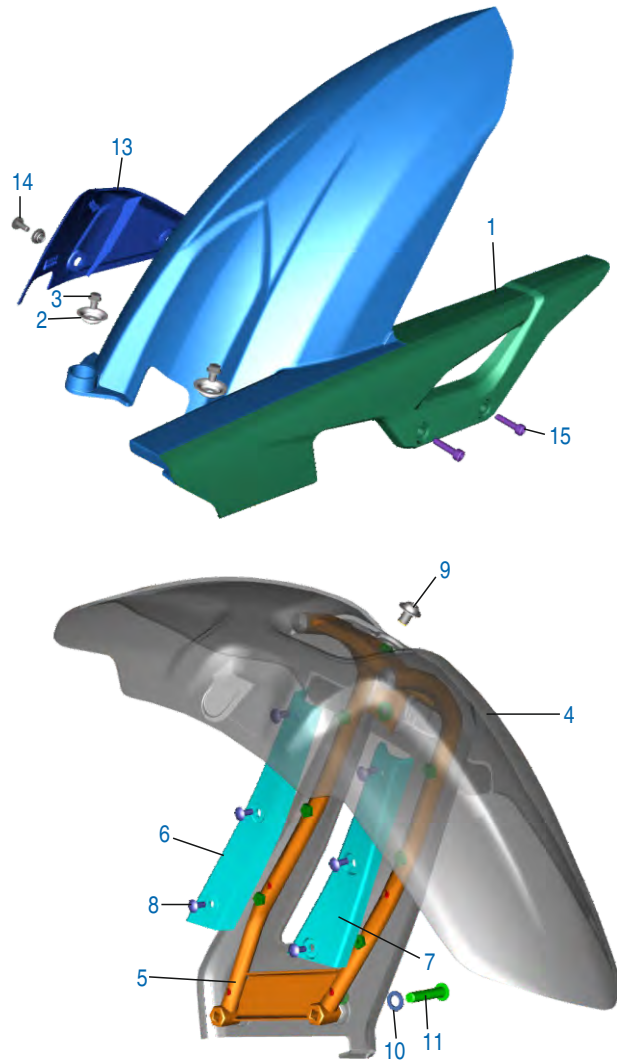
No.	Part No.	Description	Qty.		Remarks
			ABS	NON ABS	
1	DT 4024 08	Speedometer Assembly	1	—	
	DT 4024 03	Speedometer Assembly	—	1	
2	JG 1812 38	Grommet Dashboard	3	3	
3	LD B000 07	Washer Plain	3	3	
4	39 0291 15	Nut - Hex	3	3	
5	DT 1812 33	Speedo Flap	1	1	
6	DT 1812 55	Damper Speedo Flap	2	2	
7	KA Cd05 16	Bolt Socket	2	2	
8	DT 1810 10	Bolt Socket	4	4	
9	39 2141 24	Washer Non Metallic	4	4	N.I
10	YD T020 04	Speedometer Top Cover & 'O' Ring	1	1	N.I

Control Cables



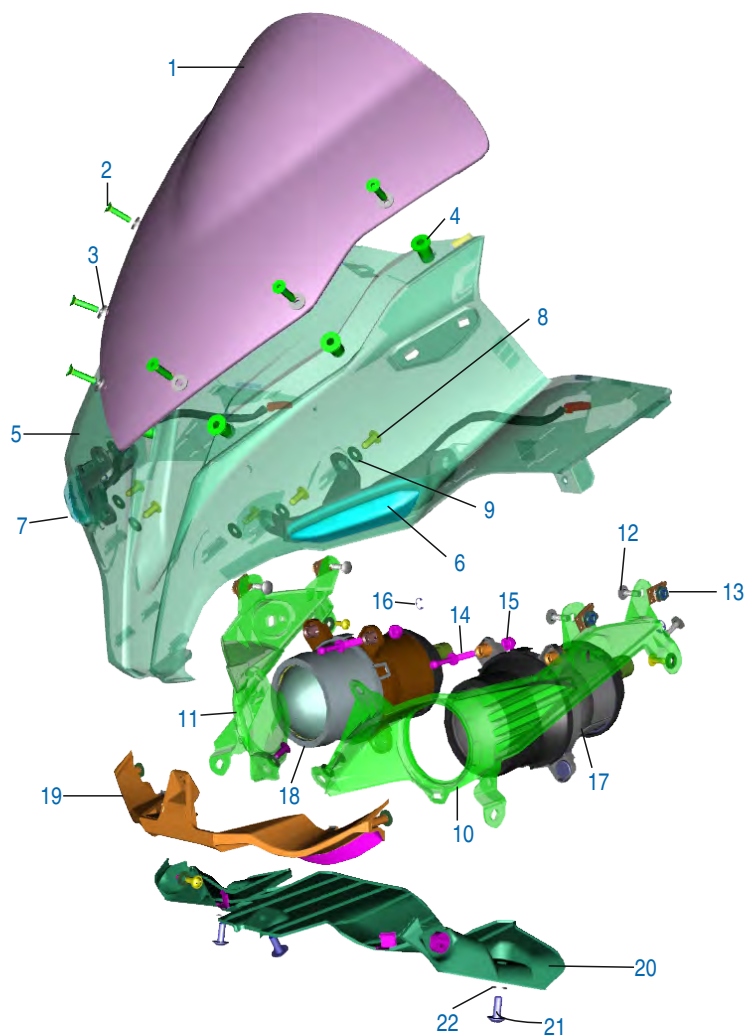
No.	Part No.	Description	Qty.		Remarks
			ABS	NON ABS	
1	DT 1612 04	Cable Throttle	1	1	
2	DT 1612 03	Cable Clutch	1	1	

Chain Case



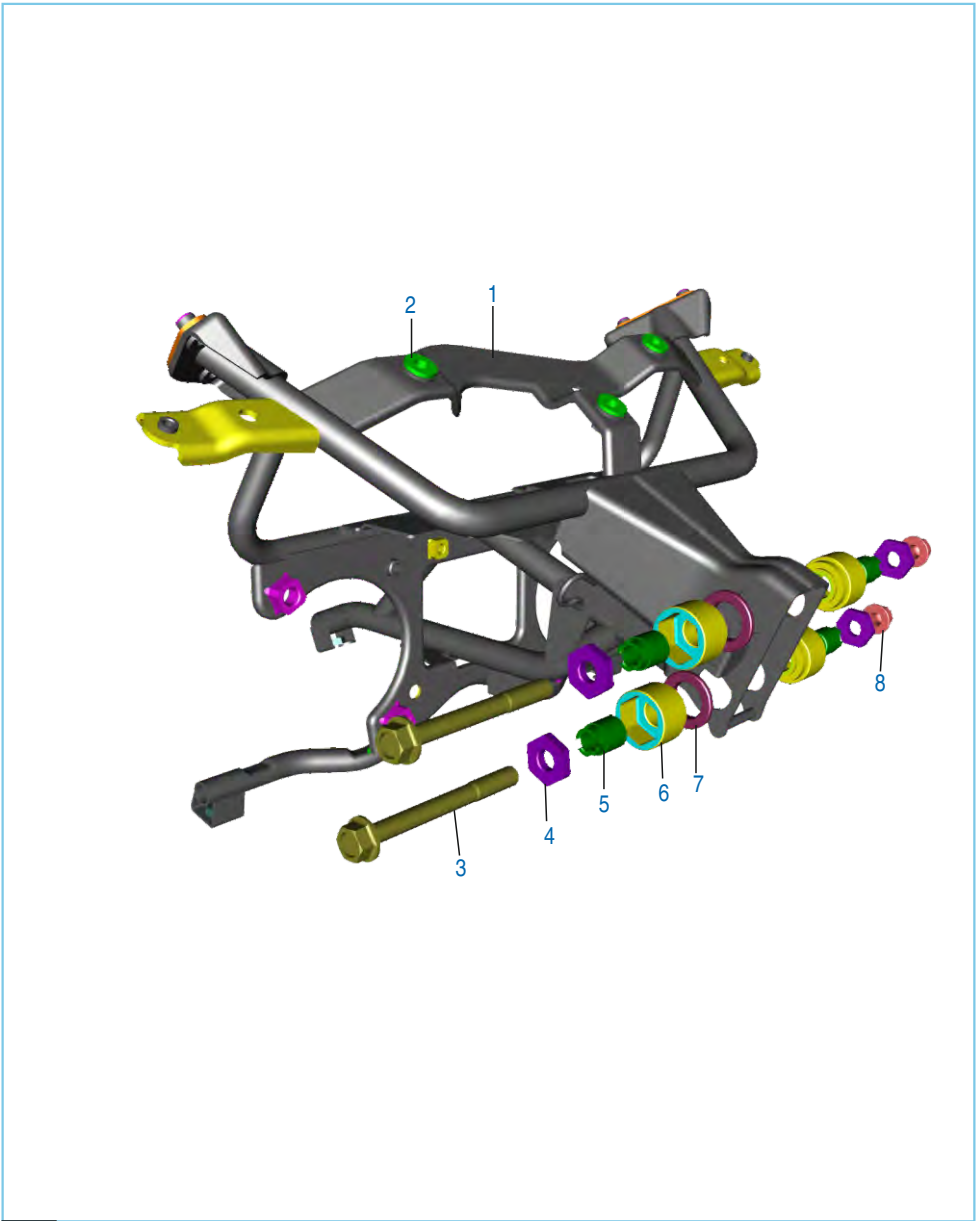
No.	Part No.	Description	Qty.		Remarks
			ABS	NON ABS	
1	JL 1812 05	Cover Assly Chain	1	1	
2	JG 1220 28	Extruded Washer	2	2	
3	39 1791 04	Bolt Flanged M6X8	2	2	
4	DT 1814 14	Asly Hugger Rear	1	1	
5	DT 1810 00	Tube Rear Hugger Mtg	1	1	
6	DT 1814 15	Cover 1- Hugger Rear	1	1	
7	JL 1814 08	Cover 2- Hugger Rear	1	1	
8	KB UF04 10	Screw	6	6	
9	LA C000 37	Bolt Soc-special Head	3	3	
10	39 0265 12	Spring Washer	2	2	
11	LA C000 36	Bolt Special Socket	2	2	
12	JL1814 10	Collar Hugger Rear	2	2	
13	JL 1812 53	Chain Cover RH Side	1	1	
14	LA C000 08	Bolt Socket Head	2	2	
15	KA CB06 22	Bolt Socket	2	2	

Head Lamp & Fairing



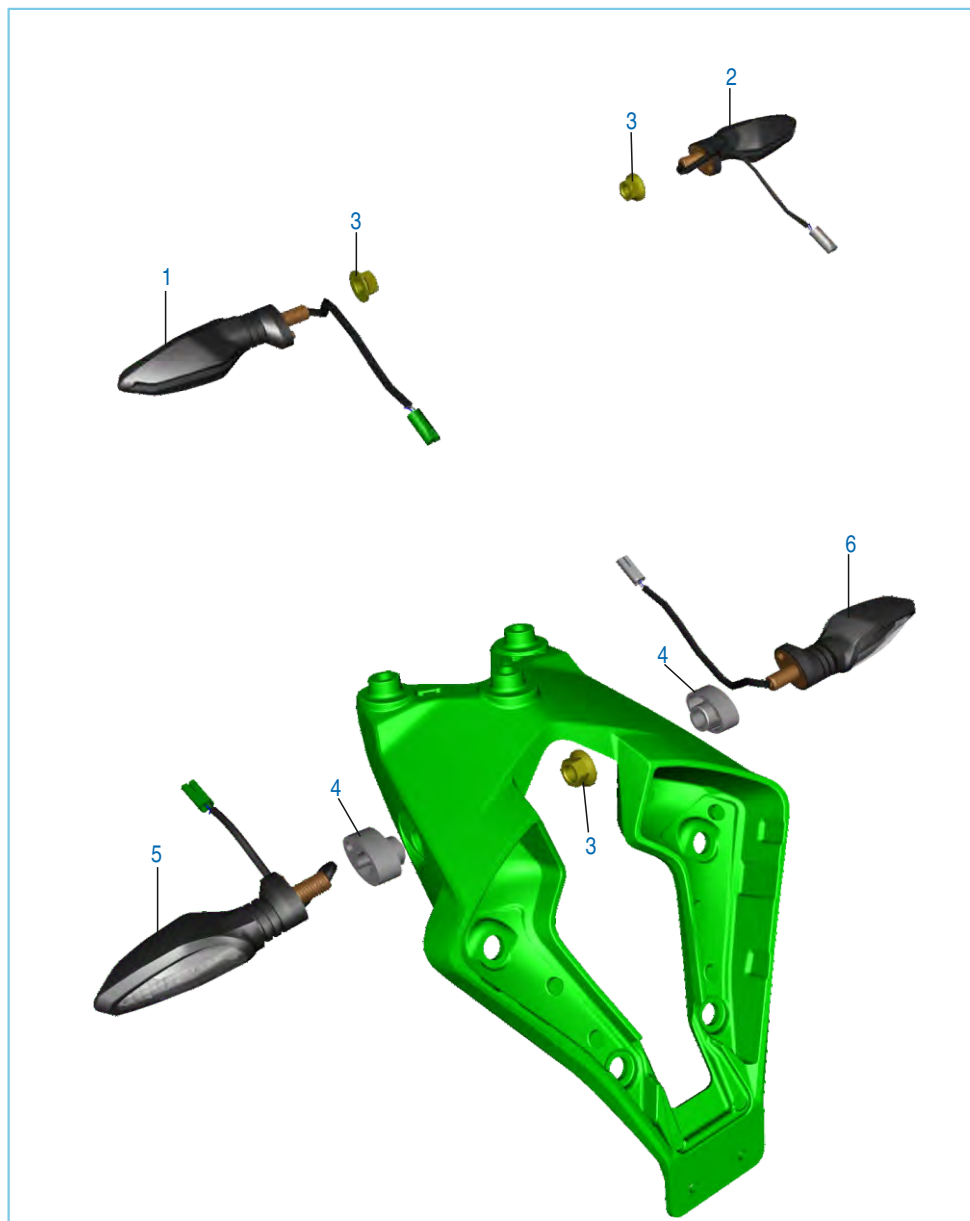
No.	Part No.	Description	Qty.		Remarks
			ABS	NON ABS	
1	DT 1812 32	Visor	1	1	
2	LB S000 02	Screw CSK Socket Head	6	6	
3	39 2141 24	Washer	6	6	
4	JG 1812 36	Well Nut	6	6	
5	DT 1810 12	Assly Front Fairing	1	1	
6	DT 4010 09	Front Position Lamp LH	1	1	
7	DT 4010 10	Front Position Lamp RH	1	1	
8	LB R000 02	Self Tapping screw	12	12	
9	LD A000 07	Washer Plain small	12	12	
10	DT 1812 67	Outer Mask LH	1	1	
11	DT 1812 68	Outer Mask RH	1	1	
12	39 1907 01	Mushroom Head Screw	6	6	
13	DJ 1612 29	Clip Nut	4	4	
14	DT 4010 17	Pivot Screw	2	2	
15	KC Ea06 05	Nut Domed Cap single Piece	2	2	
16	KE CB50 06	Circlip Type E	2	2	
17	DT 4010 08	Assly Low Beam Projector	1	1	
18	DT 4010 11	Assly High Beam Projector	1	1	
19	DT 1812 52	Front Bezel Lower	1	1	
20	DT 1812 85	Cover Fairing Mtg Lower	1	1	
21	KB UC06 14	Screw Truss	3	3	
22	LD A000 07	Washer Plain Small	3	3	

Fairing Structure



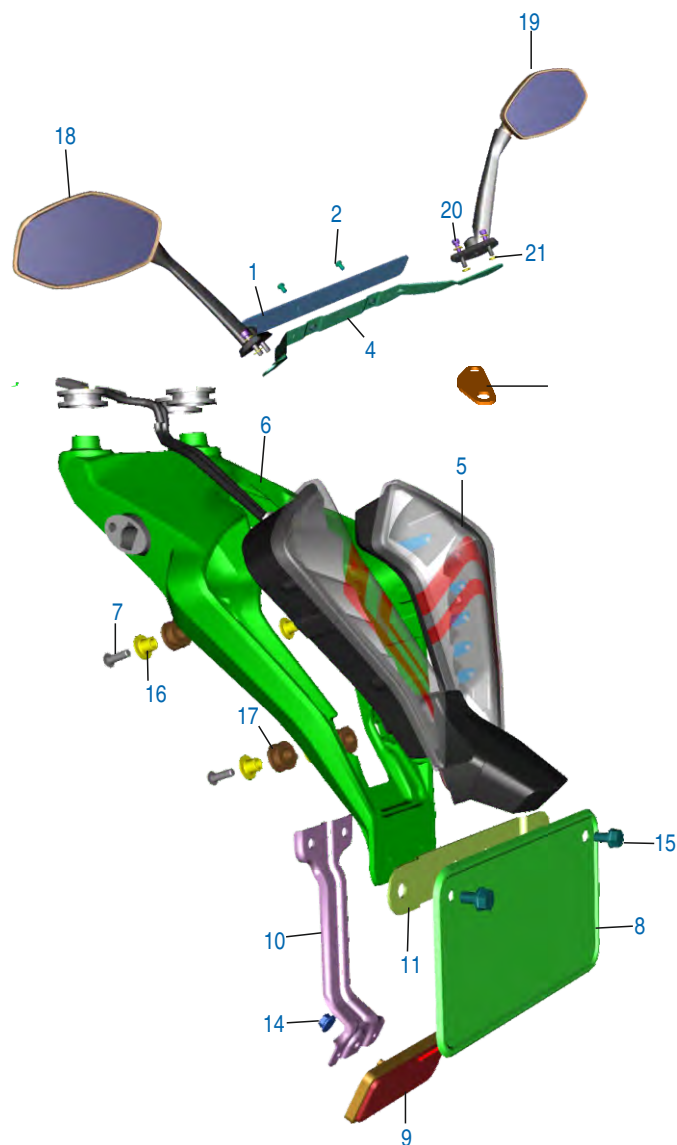
No.	Part No.	Description	Qty.		Remarks
			ABS	NON ABS	
1	DT 1812 42	Fairing Structure	1	1	
2	JG 1812 38	Grommet Dashboard	3	3	
3	LA D001 20	Bolt Flanged	2	2	
4	DT 1813 10	Hex Thrust Washer	4	4	
5	DT 1813 11	Spacer Fairing Structure	4	4	
6	DT 1813 12	Collar Fairing Structure	4	4	
7	DT 1813 13	Guide Bush Fairing Structure	2	2	
8	39 2535 15	Nut Domed Cap	2	2	

Indicator Light Assembly



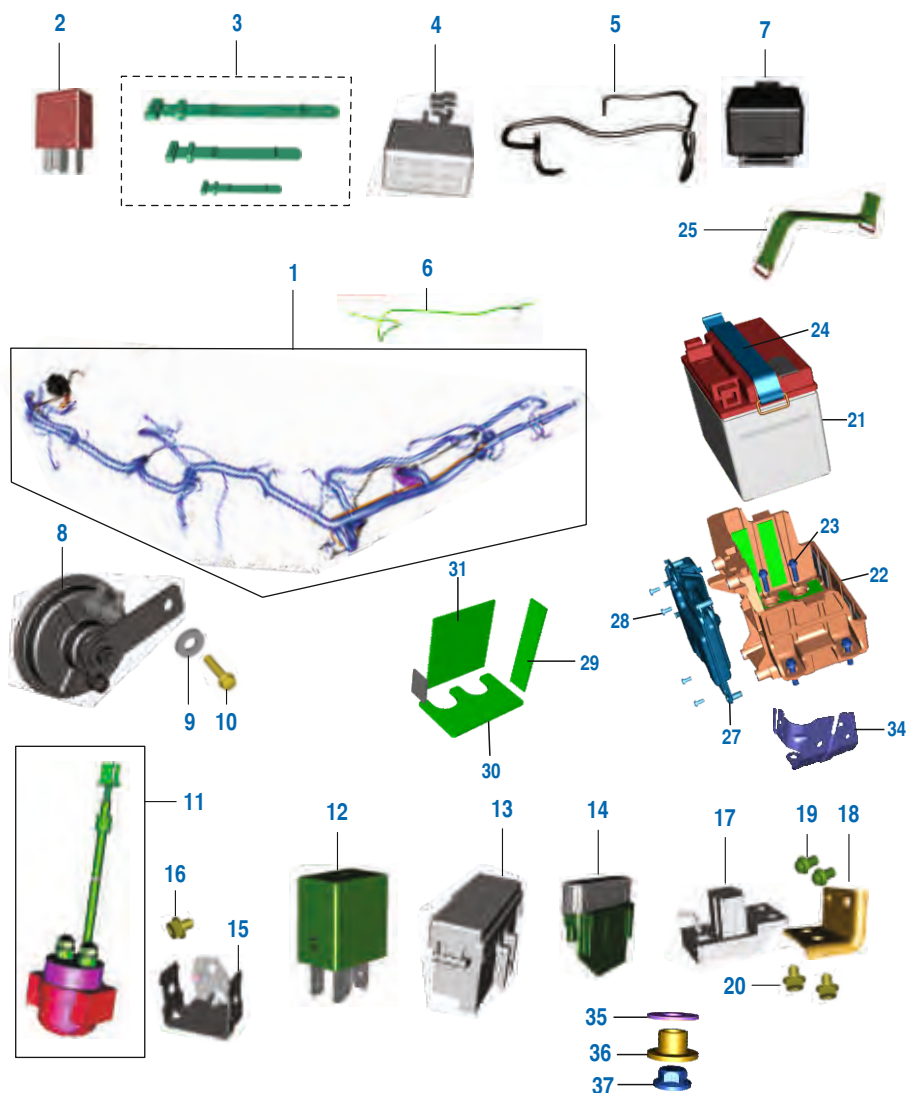
No.	Part No.	Description	Qty.		Remarks
			ABS	NON ABS	
1	DT 4010 02	Indicator Assy FR LH	1	1	
2	DT 4010 03	Indicator Assy FR RH	1	1	
3	DT 4010 04	Indicator Assy RR LH	1	1	
4	DT 4010 05	Indicator Assy RR RH	1	1	
5	39 1225 15	Nut - Hexagon With Flange : M10	4	4	
6	DT 1138 19	Spacer Blinker Mounting	4	4	

Tail Lamp Assly / Front Number Plate



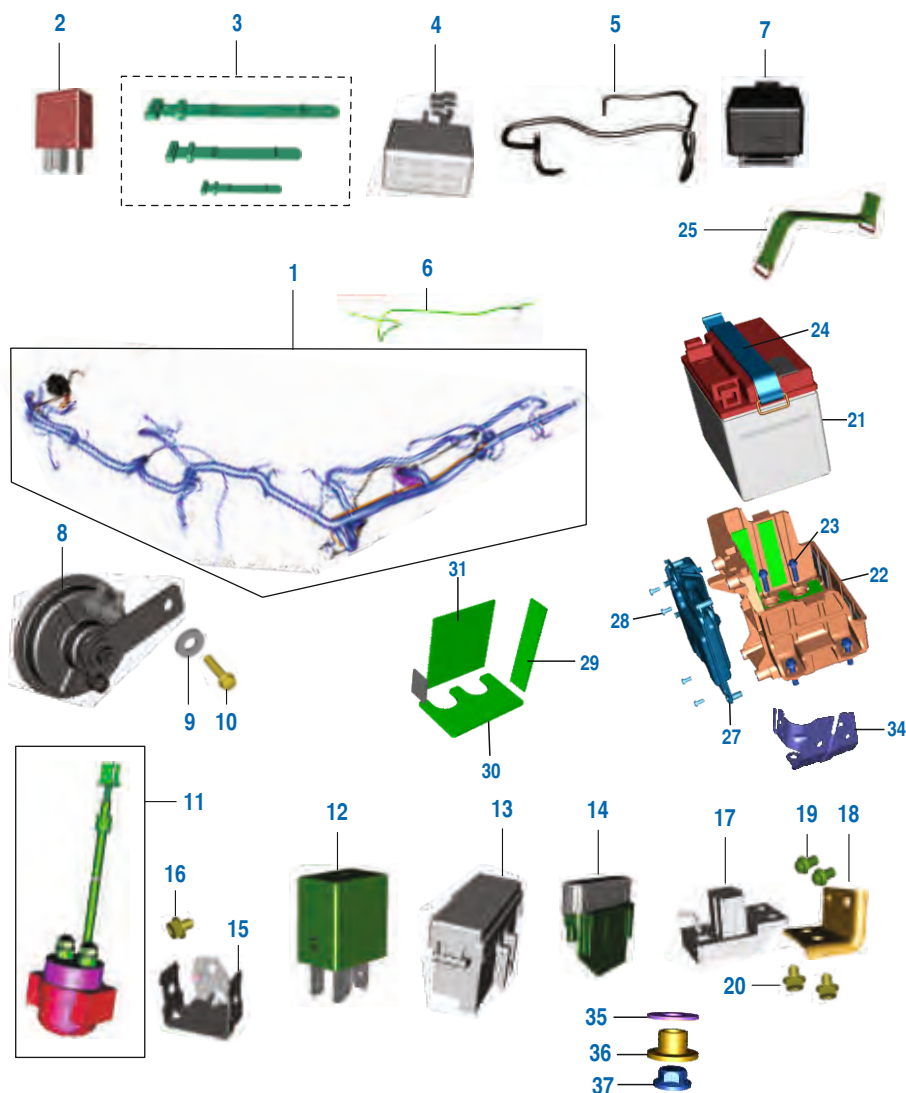
No.	Part No.	Description	Qty.		Remarks
			ABS	NON ABS	
1	JU 2328 00	Front Number Plate	1	1	
2	LB U000 09	Screw Mushroom Head	2	2	
3	39 2141 24	Washer Non Metallic	2	2	N.I
4	DT 1812 48	Number Plate Mtg Bkt	1	1	
5	DT 4010 01	Lamp Tail Assly	1	1	
6	DT 1138 07	Bkt Rear Blinker Mtg	1	1	
7	DT 1138 18	Screw	4	4	
8	DP 1611 45	Rear No. Plate	1	1	
9	DD 2010 02	Reflector - Reflex	1	1	
10	DT 1138 13	Bkt- Reflector Reflex Mtg	1	1	
11	JD 1138 00	Bkt Rear No.Plake Mtg	1	1	
12	39 2476 04	Hex Head With Flange	2	2	N.I
13	39 2124 15	Flange Nut	2	2	N.I
14	39 1972 15	Nut Hex with Flange	1	1	
15	39 2475 04	Bolt Hex Head With Flange	2	2	
16	DT 1138 24	Sleeve	4	4	
17	DT 1138 17	Grommet	4	4	
18	DT 2316 00	Mirror Assly LH	1	1	
19	DT 2316 01	Mirror Assly RH	1	1	
20	LA C000 22	Bolt Socket	4	4	
21	KD AC06 11	Washer Plain Small	8	8	
22	DT 1812 84	Pad Mirror Mtg	2	2	

Electrical Equipments

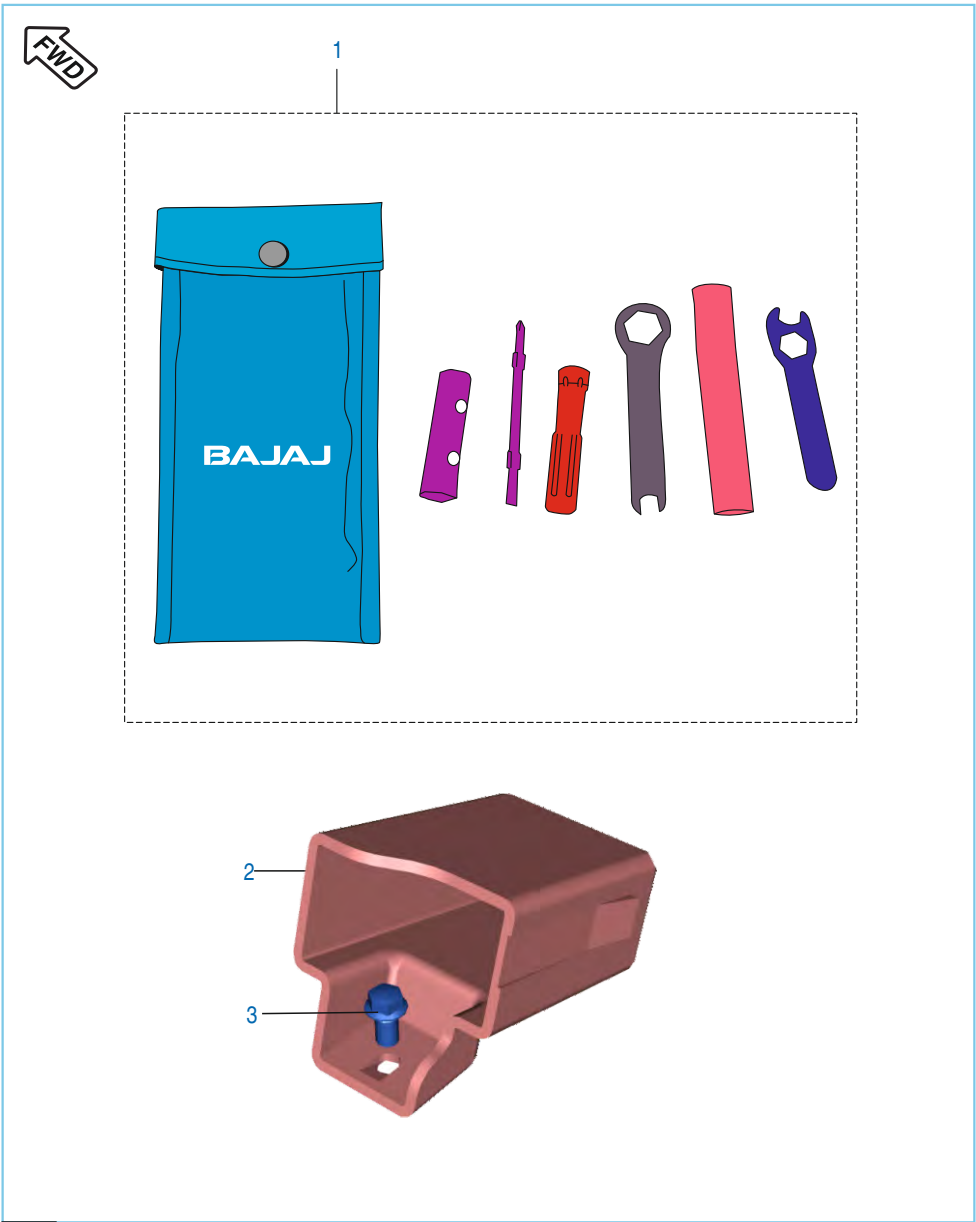


No.	Part No.	Description	Qty.		Remarks
			ABS	NON ABS	
1	DT 4022 20	Harness Wiring- ABS	1	—	For Argentina
	DT 4022 12	Harness Wiring- Non ABS	—	1	
	DT 4022 24	Harness Wiring- Non ABS	—	1	
2	JL 4030 00	Relay Inter lock	1	1	
3	36 DT00 04	Kit Band Wiring Harness	1	1	
4	DT 4020 05	Light Control Module	1	1	
5	DT 4022 18	Cable Assly Relay to Motor	1	1	
6	DT 4022 23	Cable Earth	1	1	
7	JL 4032 00	Termination Unit	1	1	
8	PA 4016 00	Horn LH	1	1	
9	39 1507 11	Washer- Plain	1	1	
10	KA Da08 14	Hex Head Bolt Flanged	1	1	
11	JN 3516 04	Starter Relay with Grommet	1	1	
12	JL 4030 01	Relay - Aux 1 diode	1	1	
13	DT 4022 04	Fuse Box	1	1	
13A	DT 4022 26	Fuse - 7.5A	5	5	
13B	JG 4022 29	Fuse 15A	5	5	
13C	JG 4022 30	Fuse 30A	2	2	
14	GL 4022 10	Fuse Box	1	1	
14A	JG 4022 34	Fuse 25A	2	2	
14B	60 1115 28	Fuse 10A	2	2	
15	DT 1138 01	Bracket Starter Relay Loose	1	1	
16	KA Da06 08	Bolt Flanged	1	1	
17	JG 4032 00	Roll Over Sensor	1	1	
18	DT 1138 00	Bracket Roll Over Sensor	1	1	
19	LA E000 17	Bolt Flanged	2	2	
20	KA Ea05 10	Bolt Flanged Small	2	2	
	KB UC05 20	Screw Truss	2	2	Ref. Cir. IB-175

Electrical Equipments



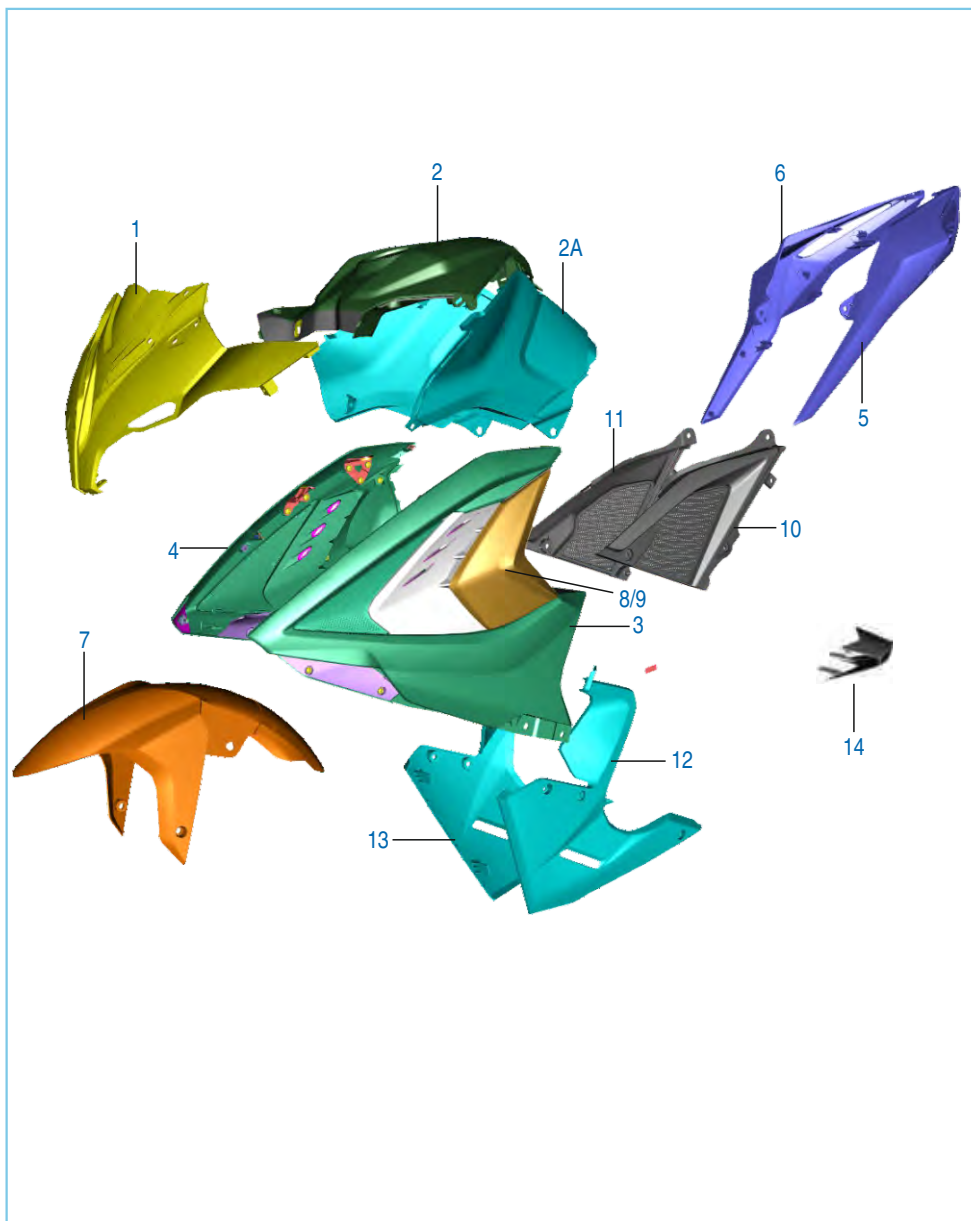
No.	Part No.	Description	Qty.		Remarks
			ABS	NON ABS	
21	JG 4018 00	12V 8Ah VRLA Battery	1	1	
22	52 Dt01 24	Assly Battery Case	1	1	
23	KA Ea06 22	Bolt	4	4	
24	JL 1138 25	Band Battery Case Vertical	1	1	
25	DT 1810 22	Band Battery Case	1	1	
26	DT 1138 49	Strap ECU Harness	1	1	N.I
27	DT 3514 04	EMS- ECU Assly	1	1	
28	KB BF04 08	Screw Pan Cross	4	4	
29	DT 1813 20	Foam Battery Case II	3	3	
30	DT 1813 18	Foam Battery Case	2	2	
31	DT 1813 19	Foam Battery Case I	1	1	
32	DT 1813 16	Sleeve Battery Case	4	4	N.I
33	DT 1813 17	Grommet Battery case	3	3	N.I
34	DT 1138 51	Bracket fuse box mtg loose	1	1	
35	DT 1138 06	Sleeve Sensor Roll Over	2	2	Ref. Cir. IB-175
36	39 0239 11	Plain Washer	2	2	Ref. Cir. IB-175
37	39 1972 15	Nut Flange	2	2	Ref. Cir. IB-175



Tool Kit

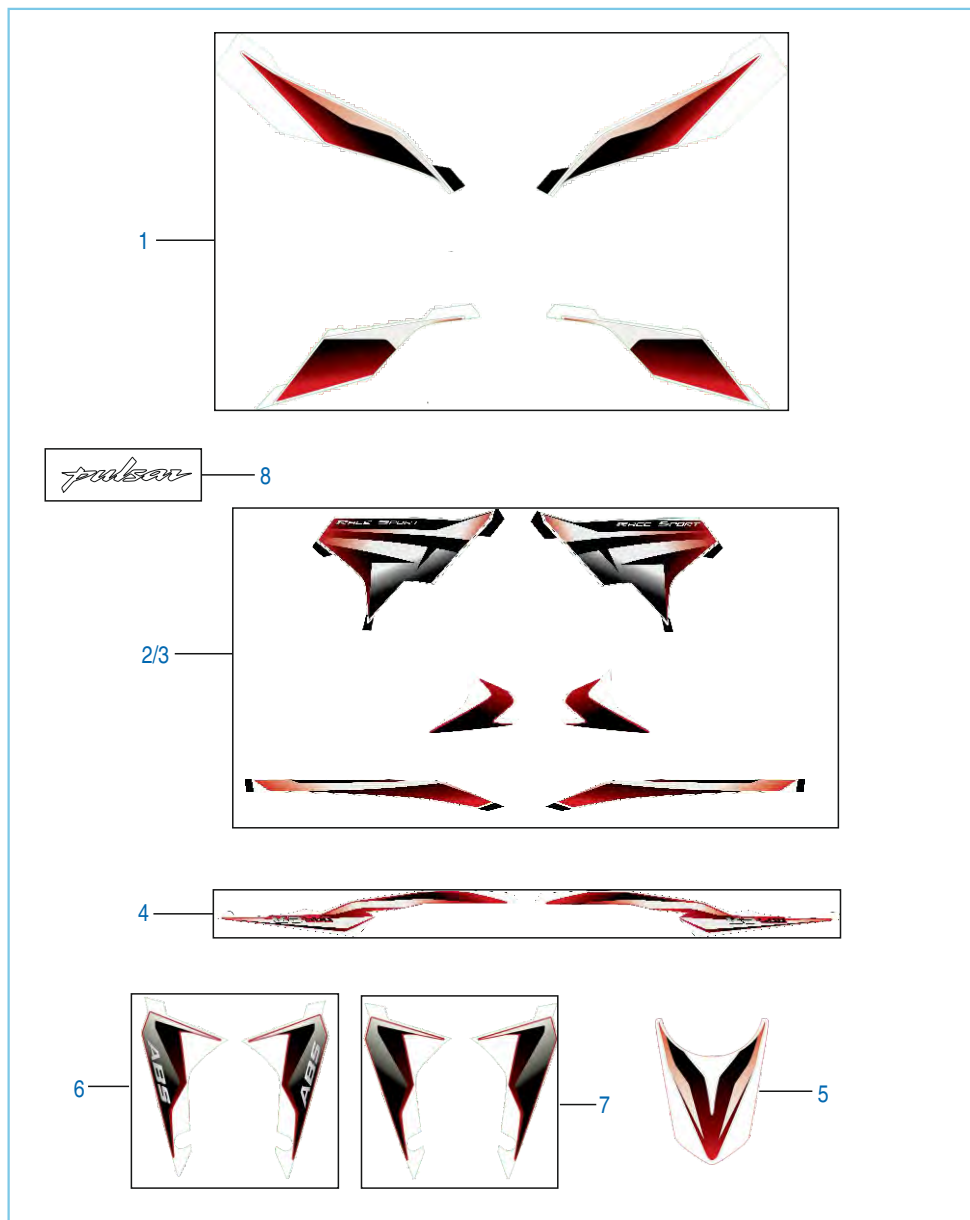
No.	Part No.	Description	Qty.		Remarks
			ABS	NON ABS	
1	JL 2310 00	Tool Kit	1	1	Not Serviceable
2	DT 2310 00	Box Tool Kit	1	1	
3	KA EA06 10	Bolt Flange	1	1	

Painted Parts & Decals



No.	Part No.	Description	Qty.		Remarks
			ABS	NON ABS	
1	56 DT65 6T	Front Fairing Bright Yellow	1	1	
	56 DT04 4R	Front Fairing Passion Red	1	1	
	56 DT65 X3	Front Fairing E Black	1	1	
2	56 DT22 6T	Tank Cover Top Bright Yellow	1	1	
	56 DT22 4R	Tank Cover Top Passion Red	1	1	
	56 DT22 X3	Tank Cover Top E Black	1	1	
2A	DT 1710 42	Tank Side Assly	1	1	
3	56 DT58 6T	Side Fairing RH Bright Yellow	1	1	
	56 DT35 4R	Side Fairing RH Passion Red	1	1	
	56 DT58 X3	Side Fairing RH E Black	1	1	
4	56 DT34 4R	Side Fairing LH Passion Red	1	1	
	56 DT57 6T	Side Fairing LH Bright Yellow	1	1	
	56 DT57 X3	Side Fairing LH E Black	1	1	
5	56 DT11 6T	Seat Cowl LH Bright Yellow	1	1	
	56 DT11 4R	Seat Cowl LH Passion Red	1	1	
	56 DT11 X3	Seat Cowl LH E Black	1	1	
6	56 DT10 4R	Seat Cowl RH Passion Red	1	1	
	56 DT10 6T	Seat Cowl RH Bright Yellow	1	1	
	56 DT10 X3	Seat Cowl RH E Black	1	1	
7	56 DT05 4R	Fender Front - Passion Red	1	1	
	56 DT05 6T	Fender Front - Bright Yellow	1	1	
	56 DT05 X3	Fender Front - E Black	1	1	
8	56 DT08 4X	Side Fairing Flap RH- E Black	1	1	
9	56 DT07 4X	Side Fairing Flap LH- E Black	1	1	
10	56 DT12 4X	Side Cover LH	1	1	
11	56 DT13 4X	Side Cover RH	1	1	
12	DT 1812 86	Lower Fairing LH	1	1	
13	DT 1813 24	Lower Fairing RH	1	1	
14	DT 1812 10	Seat Cow Central Top	1	1	

Painted Parts & Decals



No.	Part No.	Description	Qty.		Remarks
			ABS	NON ABS	
1	36 DT00 10	Kit Dcl- Fairing Bright Yellow	1	1	
	36 DT00 11	Kit Dcl- Fairing Passion Red	1	1	
	36 DT00 45	Kit Dcl- Fairing Ebony Black	1	1	
2	36 DT00 16	Kit Dcl- Spoiler LH Bright Yellow	1	1	
	36 DT00 17	Kit Dcl- Spoiler LH Passion Red	1	1	
	36 DT00 46	Kit Dcl- Spoiler LH Ebony Black	1	1	
3	36 DT00 19	Kit Dcl- Spoiler RH Bright Yellow	1	1	
	36 DT00 20	Kit Dcl- Spoiler RH Passion Red	1	1	
	36 DT00 47	Kit Dcl- Spoiler RH Ebony Black	1	1	
4	36 DT00 13	Kit Dcl- S Cowl Bright Yellow	1	1	
	36 DT00 14	Kit Dcl- S Cowl Passion Red	1	1	
	36 DT00 48	Kit Dcl- S Cowl Ebony Black	1	1	
5	DT 2330 93	Dcl Tank Top Center	1	1	For Yellow Color
	DT 2330 82	Dcl Tank Top Center	1	1	For Red Color
6	36 DT00 28	Dcl Fender ABS Passion Red	1	—	
	36 DT00 29	Dcl Fender ABS Bright Yellow	1	—	
	36 DT00 49	Dcl Fender ABS Ebony Black	1	1	
7	36 DT00 30	Dcl Fender Passion Red	—	1	
	36 DT00 31	Dcl Fender Bright Yellow	—	1	
8	DT 2330 79	3D Dcl Pulsar	1	1	For Yellow Color
	DT 2330 43	3D Dcl Pulsar	1	1	For Red Color

Kit List

Sr No	Kit Part No.	Kit Description	Consisting of Following Parts		
			Part No.	Description	Qty/Kit
1.	36DT0032	KIT ASSly CYL HEAD	JL511045 JG511046	HEAD CYLINDER COMP STUD (M8*1.25)	1 2
2	36DT0033	KIT GEAR PRIMARY DRIVE & DRIVEN	JG551216 DT551407	GEAR PRIMARY DRIVE 22T HOUSING CLUTCH ASSY COMP	1 1
3	36DT0005	KIT CHAIN GUIDE	JF531008 JL531005	GUIDE CHAIN (SLACK SIDE) CHAIN GUIDE TIGHT SILENT	1 1
4	36DT0007	KIT CHAIN SPROCKET	DV101048 DT141004 DT141005	SPROCKET OUTPUT (14T) SPROCKET 41T CHAIN 110 LINK	1 1 1
5	36DT0008	KIT ENGINE GASKET	JG541041 JL541207 JL541208 JL521002 JL511022 CS101128 JL511042 JG591070	GASKET CRANKCASE GASKET CLUTCH COVER GASKET MAGNETO COVER GASKET CYLINDER BLOCK GASKET CYLINDER HEAD GASKET GASKET HEAD COVER GASKET EXHAUST	1 1 1 1 1 1 1
6	36JL0011	KIT VALVE REPAIR	JF511215 39201719 JF511214 JF511217 DG101029	SEAT VALVE SPRING SEAL VALVE STEM RETAINER VALVE SPRING VALVE SPRING COTTER VALVE	4 4 4 4 8
7	36JL0007	KIT BLOCK PISTON	JL521004 JL521200	CYLINDER BLOCK WITH NIPPLE PISTON ASSLY COMPL	1 1
8	36JU0001	KIT PISTON RING SET	JU521206 JU521207 JU521208	RING PISTON TOP RING PISTON SECOND RING PISTON OIL	1 1 1
9	36JL0004	KIT ASSLY C'CASE RH 200	JL541016 39256220 JG541061 BA102003	CRANKCASE RH BEARING - NEEDLE ROLLER PIPE BREATHER PLUG - OIL HOLE	1 1 1 3
10	36JL0003	KIT ASSLY C'CASE LH 200	JL541019 JC101077 JG541021 JG541015 39256220 JG541020	CRANKCASE LH PLUG TAPER OIL NOZZLE NEEDLE BEARING HK 1514 RS BEARING - NEEDLE ROLLER JET OIL CRANKCASE RH	1 2 1 1 1 1

Kit List

Sr No	Kit Part No.	Kit Description	Consisting of Following Parts		
			Part No.	Description	Qty/Kit
11	36JG0004	SHAFT OIL PUMP ASSEMBLY	JG571022 28121008	ROTOR OIL PUMP WITH SHAFT OUTER ROTOR	1 1
12	36DT0028	DCL FENDER ABS-P RED	DT233089 DT233090	FRONT FENDER DECAL ABS LH FRONT FENDER DECAL ABS RH	1 1
13	36DT0029	DCL FENDER ABS-BR YELLOW	DT233091 DT233092	FRONT FENDER DECAL ABS LH FRONT FENDER DECAL ABS RH	1 1
14	36DT0030	DCL FENDER -P RED	DT233085 DT233086	FRONT FENDER DECAL LH FRONT FENDER DECAL RH	1 1
15	36DT0031	DCL FENDER - BR YELLOW	DT233087 DT233088	FRONT FENDER DECAL LH FRONT FENDER DECAL RH	1 1
16	36DT0011	KIT DCL FAIRING-PA RED	DT233015 DT233016 DT233017 DT233018	DECAL FAIRING UPPER LH DECAL FAIRING UPPER RH DECAL FAIRING LOWER LH DECAL FAIRING LOWER RH	1 1 1 1
17	36DT0017	KIT DCL SPOILER LH-PA RED	DT233021 DT233023 DT233025	DECAL TANK SPOILER UPPER LH DECAL TANK SPOILER LOW 1 LH DECAL TANK SPOILER LOW 2 LH	1 1 1
18	36DT0020	KIT DCL SPOILER RH-PA RED	DT233022 DT233024 DT233026	DECAL TANK SPOILER UPP RH DECAL TANK SPOILER LOW RH DECAL TANK SPOILER LOW RH	1 1 1
20	36DT0014	KIT DCL S COWL-PA RED	DT233027 DT233028	DECAL SEAT COWL LH DECAL SEAT COWL RH	1 1
21	36DT0010	KIT DCL FAIRING-BR YELLOW	DT233029 DT233030 DT233031 DT233032	DECAL FAIRING UPPER LH DECAL FAIRING UPPER RH DECAL FAIRING LOWER LH DECAL FAIRING LOWER RH	1 1 1 1
23	36DT0016	KIT DCL SPOILER LH-BR YELLOW	DT233035 DT233037 DT233039	DECAL TANK SPOILER UPP LH DECAL TANK SPOILER LOW LH DECAL TANK SPOILER LOW LH	1 1 1
24	36DT0019	KIT DCL SPOILER RH-BR YELLOW	DT233036 DT233038 DT233040	DECAL TANK SPOILER UPP RH DECAL TANK SPOILER LOW RH DECAL TANK SPOILER LOW RH	1 1 1
25	36DT0013	KIT DCL S COWL-BR YELLOW	DT233041 DT233042	DECAL SEAT COWL LH DECAL SEAT COWL RH	1 1
26	36DT0016	KIT DCL SPOILER LH-BR YELLOW	DT233035 DT233037 DT233039	DECAL TANK SPOILER UPP LH DECAL TANK SPOILER LOW LH DECAL TANK SPOILER LOW LH	1 1 1

115116

Amendment Sheet

Page no.	Fig. no.	Old part no.	New part no.	Description	Updation date	Remarks
104	20	KADA0510	KBUC0520	Screw Truss	22.08.15	Ref. Cir. IB-175
104	35	-----	DT113806	Sleeve	22.08.15	Ref. Cir. IB-175
104	36	-----	39023911	washer	22.08.15	Ref. Cir. IB-175
104	37	-----	39197215	Nut Flange	22.08.15	Ref. Cir. IB-175
52	3	JI122014	JI122013	Swing Arm	13.10.12	Child part to be serviced

Amendment Sheet

Page no.	Fig. no.	Old part no.	New part no.	Description	Updation date	Remarks

30101195		
30141032		
30151082		
30191038		
31101173		
39019811		
39021111		
39023911		
39023911		
39023911		
39023911		
39026512		
39029115		
39042215		
39045411		
39055302		
39059417		
39074601		
39074601		
39079815		
39080808		
39080808		
39099906		
39099906		
39099906		
39104119		
39104319		
39104619		
39105315		
39118011		
39122515		
39128321		
39150711		

39153721		
39153721		
39166511		
39167204		
39176904		
39177304		
39177304		
39179104		
39190701		
39190701		
39190701		
39191304		
39193120		
39193120		
39194304		
39194304		
39194604		
39195804		
39195804		
39197215		
39197215		
39199020		
39201719		
39203804		
39212415		
39213217		
39214004		
39214124		
39214124		
39214124		
39214124		
39215811		
39218106		

39218106		
39220307		
39242704		
39244011		
39247504		
39247604		
39253515		
39256220		
39256220		
39260120		
39260220		
39260607		
39260607		
39260801		
39262921		
39266921		
39272315		
59040014		
59200006		
59200028		
59200036		
60111528		
36Dh1902		
36DT0001		
36DT0004		
36DT0005		
36DT0006		
36DT0007		
36DT0008		
36DT0010		
36DT0011		
36DT0013		
36DT0014		
36DT0016		

36DT0017		
36DT0019		
36DT0020		
36DT0028		
36DT0029		
36DT0030		
36DT0031		
36DT0032		
36Dt0034		
36DT0037		
36DT0038		
36DT0039		
36DT0040		
36DT0042		
36DT0043		
36DT0044		
36DT0045		
36DT0046		
36DT0047		
36DT0048		
36DT0049		
36JG0011		
36JG0018		
36JL0003		
36JL0004		
36JL0007		
36JL0011		
36JL0015		
36JL0041		
36JU0001		
52Dt0124		
52DT0153		
52JL0156		
52JI0157		

56DT044R		
56DT054R		
56DT056T		
56DT05X3		
56DT074X		
56DT084X		
56DT104R		
56DT106T		
56DT10X3		
56DT114R		
56DT116T		
56DT11X3		
56DT124X		
56DT134X		
56DT224R		
56DT226T		
56DT22X3		
56DT344R		
56DT354R		
56DT576T		
56DT57X3		
56DT586T		
56DT58X3		
56DT656T		
56DT65X3		
AN111015		
AP101236		
BA102004		
BF551037		
BF551037		
CS101128		
DD111011		
DD111012		
DD201002		

DE151046		
DE151047		
DE151047		
DE191010		
DE191010		
DE191010		
DE191011		
DE191011		
DE191028		
DE191029		
DE191033		
DE191036		
DE191043		
DF161102		
DG101029		
DG101456		
DG121002		
DG141028		
DG151005		
DG171016		
DG171018		
DG171019		
DG181008		
DH101048		
DH101235		
DH101295		
DH101336		
DH101381		
DH101383		
DH101383		
DH101388		
DH101389		
DH101392		
DH101648		

DH102117		
DH111013		
DH111016		
DH161146		
DJ151074		
DJ151075		
DJ161229		
DJ161229		
DJ161229		
DJ191029		
DJ191030		
DJ191031		
DJ201109		
DK101180		
DK101225		
DK101284		
DK101340		
DK101352		
DK101386		
DK111011		
DK151013		
DK151015		
DK151026		
DK151045		
DK151063		
DK151069		
DK151073		
DK151074		
DK151081		
DK151082		
DK151083		
DK151085		
DK151088		
DK151089		

DK181006		
DK181007		
DK181009		
DK181010		
DK181012		
DK181013		
DK181015		
DK181017		
DK181018		
DK181019		
DK181020		
DK181021		
DK181023		
DK181025		
DK181028		
DK181052		
DK181075		
DK181076		
DK211009		
DP101191		
DP161145		
DS101154		
DS121126		
DS191052		
DS211004		
DS211004		
DT111106		
DT111107		
DT111163		
DT113001		
DT113002		
DT113006		
DT113008		
DT113014		

DT113015		
DT113028		
DT113029		
DT113034		
DT113036		
DT113202		
DT113204		
DT113205		
DT113408		
DT113800		
DT113801		
DT113802		
DT113806		
DT113807		
DT113813		
DT113817		
DT113818		
DT113819		
DT113824		
DT113842		
DT113846		
DT113848		
DT113849		
DT113850		
DT113851		
DT113855		
DT121030		
DT121031		
DT121032		
DT121035		
DT121036		
DT121037		
DT121038		
DT121039		

DT121040		
DT122019		
DT131017		
DT131018		
DT131222		
DT131802		
DT131817		
DT131826		
DT131827		
DT131831		
DT131832		
DT131833		
DT131836		
DT131837		
DT131837		
DT131839		
DT131839		
DT131849		
DT131849		
DT131853		
DT131866		
DT151010		
DT151012		
DT151036		
DT151037		
DT151039		
DT151040		
DT151042		
DT151043		
DT161000		
DT161001		
DT161004		
DT161005		
DT161007		

DT161011		
DT161012		
DT161203		
DT161204		
DT171001		
DT171042		
DT171053		
DT171054		
DT171055		
DT171061		
DT171073		
DT171075		
DT171076		
DT171078		
DT171080		
DT171811		
DT171814		
DT171823		
DT181000		
DT181001		
DT181010		
DT181012		
DT181022		
DT181210		
DT181215		
DT181228		
DT181232		
DT181233		
DT181242		
DT181244		
DT181246		
DT181248		
DT181252		
DT181255		

DT181256		
DT181263		
DT181264		
DT181265		
DT181267		
DT181268		
DT181273		
DT181274		
DT181275		
DT181284		
DT181285		
DT181286		
DT181291		
DT181292		
DT181293		
DT181310		
DT181311		
DT181312		
DT181313		
DT181316		
DT181317		
DT181318		
DT181319		
DT181320		
DT181321		
DT181322		
DT181323		
DT181324		
DT181407		
DT181411		
DT181414		
DT181415		
DT181433		
DT181434		

DT182007		
DT191006		
DT191009		
DT191012		
DT231000		
DT231404		
DT231405		
DT231600		
DT231601		
DT232601		
DT232603		
DT232604		
DT233043		
DT233079		
DT233082		
DT233093		
DT351006		
DT351206		
DT351404		
DT351802		
DT401001		
DT401002		
DT401003		
DT401004		
DT401005		
DT401008		
DT401009		
DT401010		
DT401011		
DT401017		
DT401403		
DT401404		
DT401407		
DT402003		

DT402004		
DT402005		
DT402204		
DT402212		
DT402218		
DT402220		
DT402223		
DT402224		
DT402226		
DT402403		
DT402404		
DT402404		
DT402407		
DT402408		
DT402600		
DT511239		
DT511242		
DT511243		
DT541018		
DT541019		
DT541206		
DT541210		
DT541212		
DT551400		
DT551401		
DT551402		
DT551403		
DT551407		
DT561201		
DT561205		
DT561206		
DT561408		
DT561409		
DT581028		

DT581048		
DT581061		
DT581062		
DT581063		
DT581064		
DT591072		
DT591116		
DT591118		
DT591230		
DT591239		
DT601210		
DT601226		
DT601228		
DT601232		
DT611202		
DT611203		
DV101048		
DX161066		
EC561023		
FD211006		
GL402210		
JA113403		
JA541048		
JA541233		
JB181223		
JC101034		
JD113800		
JD131811		
JD351207		
JF511207		
JF531007		
JF531014		
JG113806		
JG113826		

JG122028		
JG131001		
JG131821		
JG151022		
JG161008		
JG161010		
JG161010		
JG171029		
JG181236		
JG181238		
JG181238		
JG181239		
JG191008		
JG232601		
JG232606		
JG351019		
JG351400		
JG351805		
JG401800		
JG402229		
JG402230		
JG402234		
JG403200		
JG511010		
JG511021		
JG511022		
JG511046		
JG511269		
JG511270		
JG531027		
JG531031		
JG531040		
JG531041		
JG531207		

JG531215		
JG531220		
JG531228		
JG531229		
JG541015		
JG541041		
JG541043		
JG541044		
JG541045		
JG541046		
JG541058		
JG541059		
JG541063		
JG541068		
JG541074		
JG541223		
JG541230		
JG541231		
JG551000		
JG551010		
JG551013		
JG551017		
JG551019		
JG551020		
JG551020		
JG551021		
JG551021		
JG551022		
JG551025		
JG551026		
JG551027		
JG551028		
JG551213		
JG551214		

JG551215		
JG551220		
JG551222		
JG551223		
JG551224		
JG551225		
JG551227		
JG551228		
JG551423		
JG551427		
JG551428		
JG551443		
JG551447		
JG551448		
JG551451		
JG551455		
JG561009		
JG561010		
JG561011		
JG561012		
JG561013		
JG561016		
JG561204		
JG561205		
JG561215		
JG561216		
JG561216		
JG561217		
JG561222		
JG561225		
JG561226		
JG561232		
JG571014		
JG571016		

JG581014		
JG581056		
JG581424		
JG581437		
JG591038		
JG591039		
JG591070		
JG601005		
JG601007		
JG601012		
JG601013		
JG601209		
JG601211		
JG601230		
JG601234		
JG601235		
JG601237		
JG611007		
JG611206		
JG621412		
JG621413		
JG621417		
JL111054		
JL113012		
JL113014		
JL113016		
JL113036		
JL113209		
JL113818		
JL113825		
JL122001		
JL122002		
JL122003		
JL122004		

JL122008		
JL122009		
JL122013		
JL122026		
JL131000		
JL131001		
JL131004		
JL131004		
JL131005		
JL131203		
JL131209		
JL131211		
JL131216		
JL131218		
JL131220		
JL131225		
JL131226		
JL131232		
JL131802		
JL131804		
JL131805		
JL131806		
JL131807		
JL131811		
JL131831		
JL131831		
JL131832		
JL131841		
JL131878		
JL151002		
JL151035		
JL151038		
JL161003		
JL171019		

JL171020		
JL171020		
JL171038		
JL171600		
JL171830		
JL171832		
JL171834		
JL181205		
JL181224		
JL181225		
JL181253		
JL181408		
JL181410		
JL231000		
JL232604		
JL233015		
JL351218		
JL351235		
JL351237		
JL351600		
JL401406		
JL401408		
JL403000		
JL403001		
JL403200		
JL501004		
JL511009		
JL511010		
JL511011		
JL511022		
JL511029		
JL511041		
JL511042		
JL511205		

JL511219		
JL511220		
JL511221		
JL511222		
JL521002		
JL541203		
JL541207		
JL541208		
JL541222		
JL541223		
JL541227		
JL541230		
JL541231		
JL541237		
JL551407		
JL561409		
JL581039		
JL581055		
JL591045		
JL591148		
JL591156		
JL591157		
JL591165		
JL601001		
JL601005		
JL601212		
JL601216		
JL601221		
JL601222		
JL601223		
JL601228		
JL601237		
JN351604		
JU131801		

JU131802		
JU232800		
JU531021		
JU531027		
JU531215		
JU531215		
JU541005		
JU551401		
JU571000		
JU581006		
JU581403		
JW171016		
JY131816		
JY351019		
JY401404		
JY551402		
JY571030		
JY581028		
JY601241		
JY601248		
JZ113061		
JZ181322		
JZ191010		
JZ403601		
KAAB0820		
KAAb0820		
KACa0630		
KACB0622		
KACd0516		
KACd0516		
KADA0512		
KADa0608		
KADa0612		
KADA0614		

KADA0622		
KADA0630		
KADA0630		
KADa0814		
KADB0610		
KADD0614		
KADD0616		
KADH0870		
KADM0622		
KADQ0620		
KADQ0625		
KAEd0510		
KAEd0610		
KAEd0610		
KAEd0622		
KAEd0608		
KAEd0612		
KAEM0610		
KAEQ0620		
KAEQ0620		
KAEQ0630		
KAEQ0630		
KAEQ0630		
KAEQ0645		
KBBA0512		
KBBF0408		
KBBG0612		
KBUB0612		
KBUB0614		
KBUC0520		
KBUC0614		
KBUF0410		
KCEa0605		
KDAC0611		

Parts Index

Part Number	Figure No.	Page No.	Part Number	Figure No.	Page No.

Parts Index

Part Number	Figure No.	Page No.	Part Number	Figure No.	Page No.

