

DOMINAR
400UG



THE WORLD'S
FAVOURITE
INDIAN

DOMINAR
400UG
MY-2019

THE WORLD'S
FAVOURITE
INDIAN

Spare Parts Catalogue



Notice



All Information Contained In This Manual Is Based On The Latest Product Information At The Time Of Publication. Bajaj Auto Limited Accepts No Liability For Any Inaccuracies Or Omissions In This Publication, Although Every Possible Care Has Been Taken To Make It As Complete And Accurate As Possible. All Procedures And Specifications Subject To Change Without Prior Notice. The Right Is Reserved To Make Such Changes At Any Time Without Prior Notice And Without Incurring An Obligation To Make Such Changes To Product Manufactured Previously. Contact Your Authorized Bajaj Dealer For The Latest Information On Product Improvements Incorporated After This Manual Was Issued.

Revision 00

Copy rights : All rights reserved. No part of this publication may be reproduced, stored in a retrieval system, Or transmitted in any form or by any means, electronic mechanical photocopying, recording or otherwise, without the prior written permission of Bajaj Auto LTD.

Foreword



We Have Pleasure In Presenting The Spare Parts Catalogue For 'Dominar 400 UG' Motorcycle. This Catalogue Has Been Specially Designed To Assist You In Selecting The Correct Parts For Procurement To Maintain 100% Availability.

The Bajaj Spares Are Subjected To The Stringent Quality Control Standards To Ensure Longer Life Of The Vehicle. It Is Therefore Necessary That Only The Genuine Bajaj Spares Are Used.

In A Continual Effort To Improve Performance And Efficiency Of The Vehicles, Specifications, Diagrams, Illustrations And Part Numbers Can Change Without Notice. Consequently, The Description In This Spare Parts Catalogue Cannot Therefore Be Final And Binding On Us.

The Modifications / Alterations Which Are Carried Out After The Issue Of This Catalogue, Will Be Conveyed To You Through Our Service Circulars. You Are Requested To Make Necessary Corrections In The Parts Catalogue As Per The Circulars So As To Keep Your Catalogue Up-to-date. This Will Ensure The Appropriate And Speedy Delivery Of The Spare Parts As The Order Placed Will Bear The Latest Part Numbers.

In Case, If You Need Any Technical Assistance Contact The Concerned Regional Office Or Write To Us On The Following Address :

Bajaj Auto Limited
Spares - International Business
Akurdi, Pune 411 035 India

1. How To Read The Catalogue : Open The Catalogue And From The Pictorial Index Locate The Group In Which The Part You Want To Find Is Present. Turn Over To The Concerned Page Number (as Given By Pictorial Index). Now Find Out The Figure Of The Part You Wish To Order. Write Down The Part Number Against That Particular Figure Number From The Text.

In Case, If You Have The Part Number And You Need The Other Details, The Part Index Can Be Used. The Part Index (at The End Of The Catalogue) Will Give You The Figure And Page Number Of The Part You Wish To Order.

2. How To Order Spare Parts : The Part Number And The Description Of The Part Required Should Be Invariably Mentioned In The Order As Per The Catalogue Text.

The Latest Part Number As Conveyed Through Our Service Circulars Should Only Appear On The Order. In Case Of Ordering Painted Components, Colour Shade Of The Components Should Be Mentioned.

The Quantity Shown Against The Part Number Is The Quantity Per Vehicle For That Group So That Particular Quantity Should Be Multiplied By The Number Of Sets Required.

3. Part Number System : We Have Used 8 Digit System For Part Numbers. The Model Or Hardware Item Is Indicated By First Two Digits Or Alphanumeric, The Next Two Or Four Digits Indicate Main Group And The Last Four Or Two Digits Indicate Serial Number In Main Group Or Serial Number Or Subgroup Of Fastener Respectively. Thus The Part Numbers Will Be Indicated By 2-2-4 Or 2-4-2 Digit System. Understanding This System Will Enable You To Identify The Spare Parts Easily.

4. Abbreviations : The Following Abbreviations Are Used In This Catalogue.

Assly	Assembly	V	Volts
N.I.	Not Illustrated	W	Watts
C'Case	Crankcase	Accl.	Accelerator
Cyl	Cylinder	Comp.	Complete
O/S	Over Size	FR.	Front
RR.	Rear	Std.	Standard
L	Length	A/t.	Alternate
R.H.	Right Hand	L.H.	Left Hand
Hex.	Hexagonal	AR	As Required

Plate No.	Description	Page No.
1	Cover Cylinder Head	2
2	Cylinder Head	4
3	Valve	6,8
4	Camshaft / Tensioner	10
5	Cylinder and Piston	12
6	Crankshaft	14
7	Transmission	16
8	Change Drum / Shift Fork	18
9	Gear Change Mechanism	20
10	Engine Assembly / Crankcase RH	22
11	Crankcase LH	24
12	Balancer Idler Gear / Water Pump	26
13	Oil Pump	28
14	Radiator	30
15	Cover Clutch	32
16	Cover Magneto	34
17	Clutch Assembly	36
18	Throttle Body	38
19	Air Cleaner Complete	40
20	Silencer Assembly	42
21	Starter Assembly	44
22	Magneto, C.D.I. & H.T. Coil	46
23	Seat Assembly / Seat Lock	48
24	Engine Mountings	50
25	Frame and Frame Fitting	52
26	Swing Arm / Rear Shock Absorber	54
27	Pillion Foot Rest / Holder	56
28	Mudguard- Front & Rear	58
29	Stand Assembly	60
30	Tube / Tyre / Rim	62

JEMINAR 400UG

Plate No.	Description	Page No.
31	Front Hub	64
32	Front Master Cylinder	66
33	Front Disc Brake	68
34	Rear Hub	70
35	Anti Brake Lock System	72
36	Rear Disc Brake System	74
37	Rear Brake Pedal	76
38	Handle Bar Assembly	78
39	Front Fork	80
40	Radiator Covers & Belly Pan Assembly	82
41	Petrol Tank, Cap Tank & Gauge Fuel	84
42	Mechanism EVAP	86
43	Fittings - Petrol Tank Cover & Side Cover	88
44	Fittings - Side Covers & Cover Seat	90
45	Meter Assembly	92
46	Control Cables	94
47	Chain Case	96
48	Head Lamp & Fairing	98
49	Indicator Light Assembly	100
50	Tail Lamp Assembly. / Front Number Plate	102
51	Electrical Equipments	104,106
52	Tool Kit	108
53	Accessories / Grab Handle	110
54	Painted Parts and Decals	112,114
	Kit List	115 To 116
	Amendment Sheet	117 To 120
	Parts Index	121 To 136

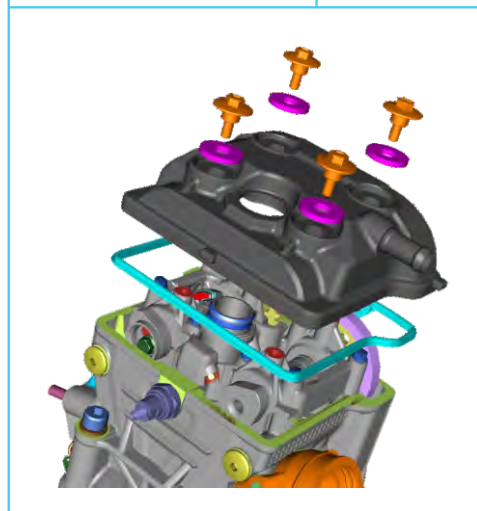
JOMINAR
400UG

Plate No.	Description	Page No.

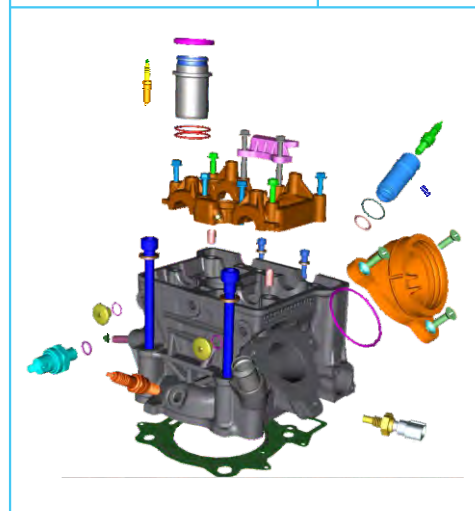
Pictorial Index

AMINER
400UG

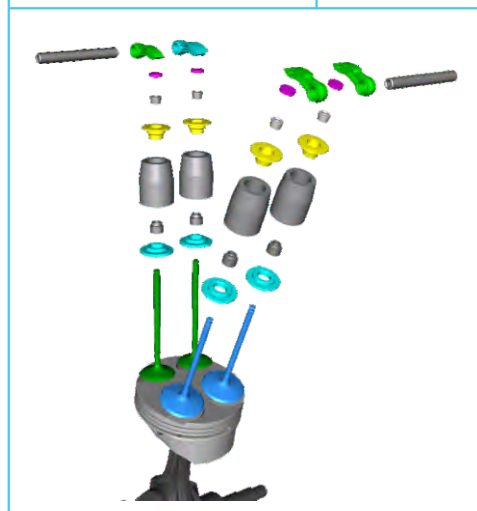
COVER CYLINDER HEAD	PLATE NO. 1
	PAGE NO. 2



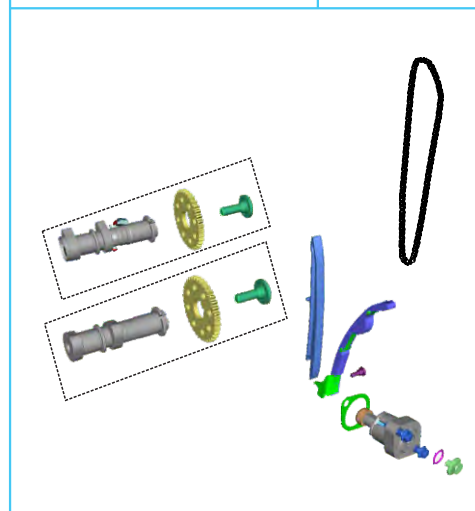
CYLINDER HEAD	PLATE NO. 2
	PAGE NO. 4



VALVE	PLATE NO. 3
	PAGE NO. 6,8



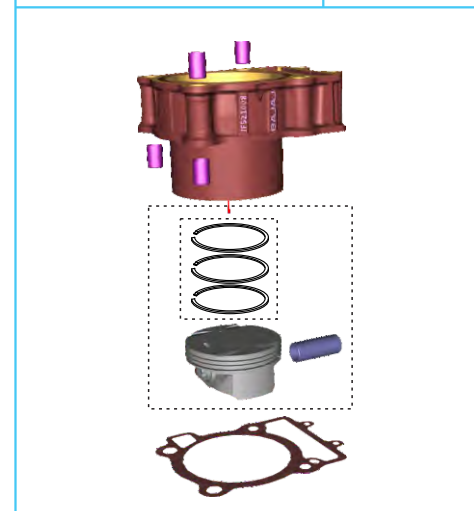
CAMSHAFT / TENSIONER	PLATE NO. 4
	PAGE NO. 10



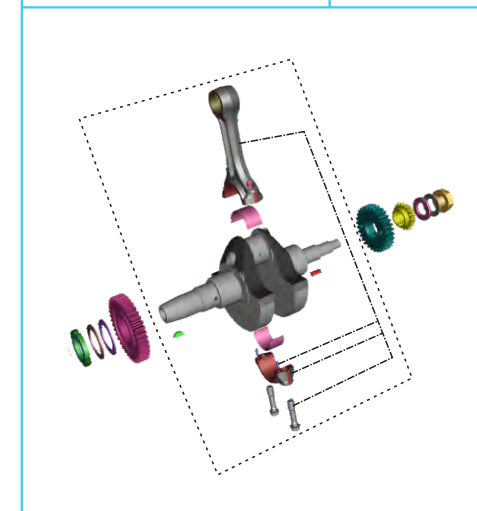
Pictorial Index

AMINER
400UG

CYLINDER & PISTON	PLATE NO. 5
	PAGE NO. 12



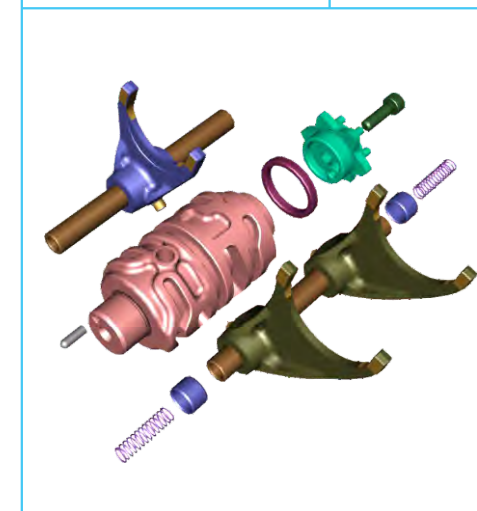
CRANKSHAFT	PLATE NO. 6
	PAGE NO. 14



TRANSMISSION	PLATE NO. 7
	PAGE NO. 16



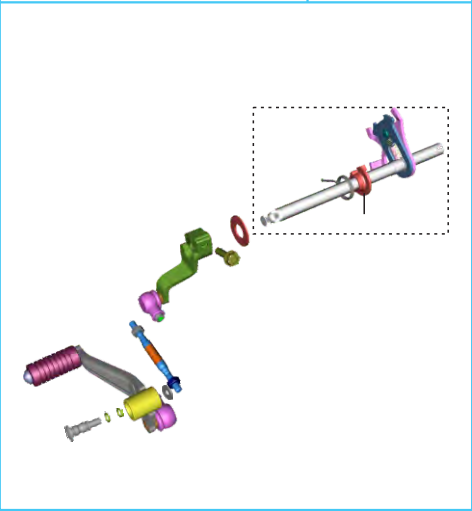
CHANGE DRUM/SHIFT FORK	PLATE NO. 8
	PAGE NO. 18




Pictorial Index




GEAR CHANGE MECHANISM	PLATE NO. 9
	PAGE NO. 20



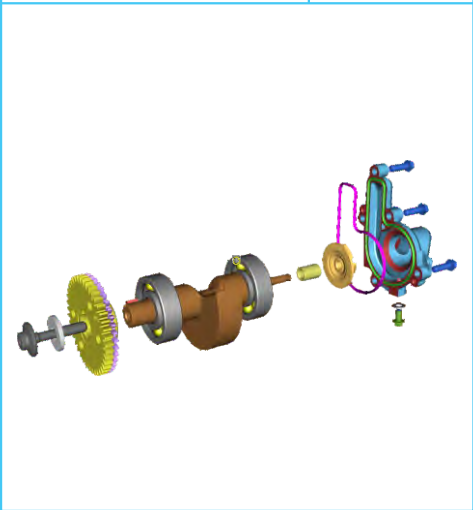
CRANCKASE LH	PLATE NO. 11
	PAGE NO. 24



ENGINE ASSEMBLY, CRANCKASE RH	PLATE NO. 10
	PAGE NO. 22



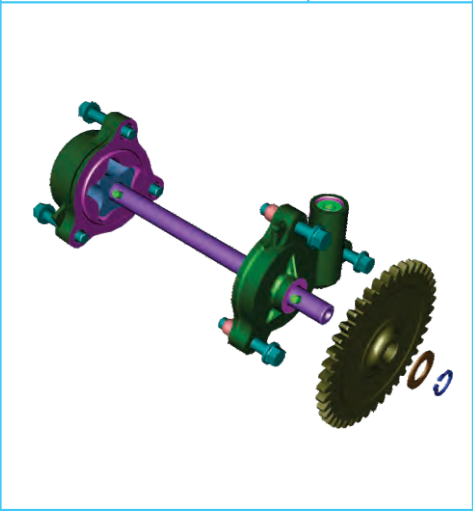
BALANCER IDLER GEAR, WATER PUMP	PLATE NO. 12
	PAGE NO. 26



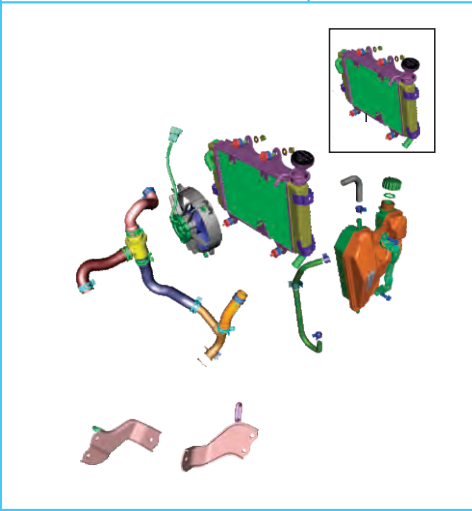
Pictorial Index




OIL PUMP	PLATE NO. 13
	PAGE NO. 28



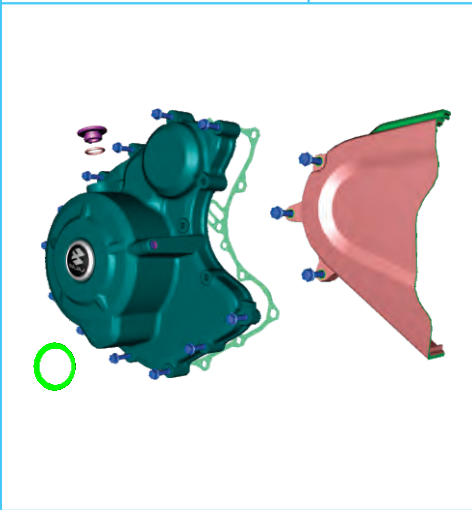
RADIATOR	PLATE NO. 14
	PAGE NO. 30



COVER CLUTCH	PLATE NO. 15
	PAGE NO. 32



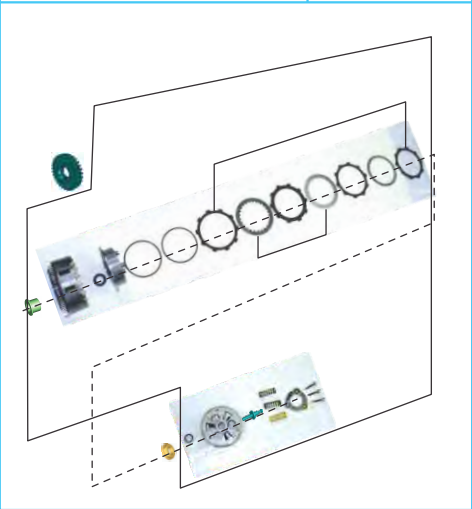
COVER MAGNETO	PLATE NO. 16
	PAGE NO. 34




Pictorial Index



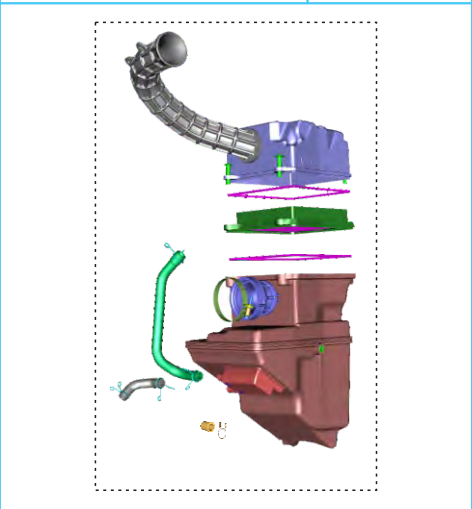
CLUTCH ASSEMBLY	PLATE NO. 17
	PAGE NO. 36



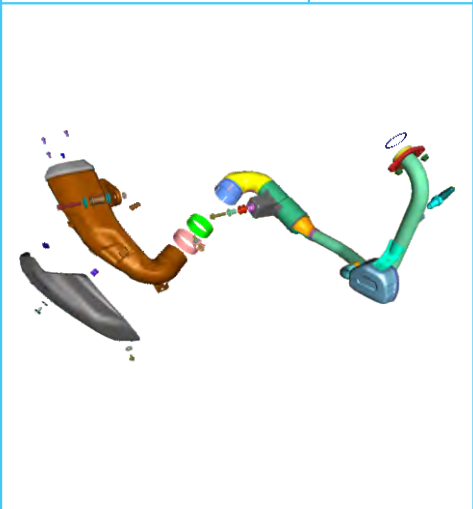
THROTTLE BODY	PLATE NO. 18
	PAGE NO. 38



AIR CLEANER COMPLETE	PLATE NO. 19
	PAGE NO. 40




SILENECER ASSEMBLY	PLATE NO. 20
	PAGE NO. 42




Pictorial Index



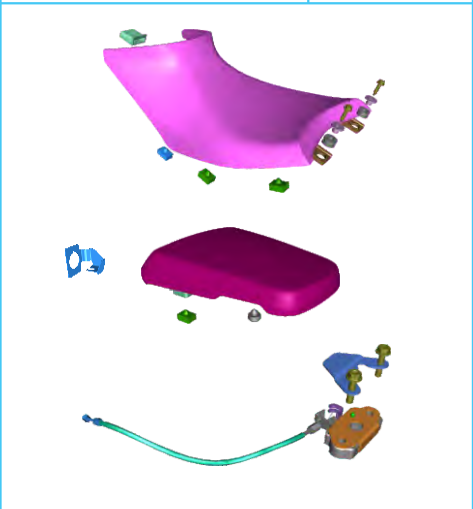
STARTER ASSEMBLY	PLATE NO. 21
	PAGE NO. 44




MAGNETO, CDI & H.T. COIL	PLATE NO. 22
	PAGE NO. 46



SEAT ASSEMBLY SEAT LOCK	PLATE NO. 23
	PAGE NO. 48



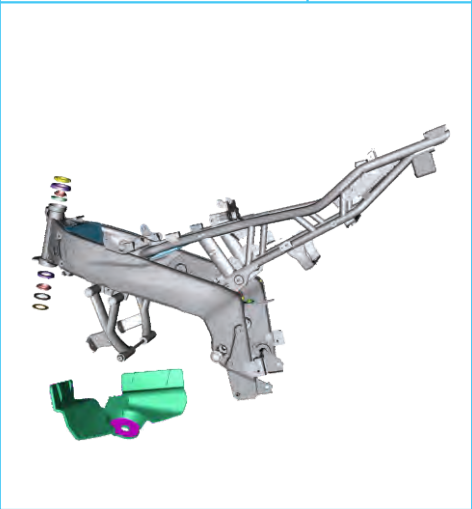
ENGINE MOUNTINGS	PLATE NO. 24
	PAGE NO. 50



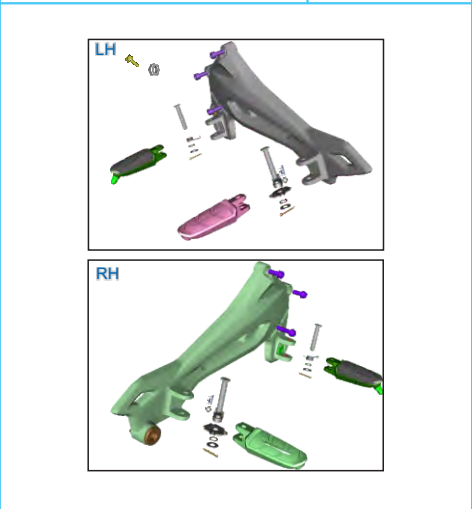
Pictorial Index



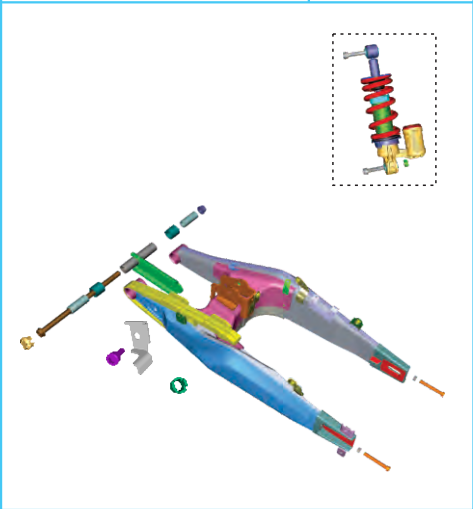
FRAME & FRAME FITTINGS	PLATE NO. 25
	PAGE NO. 52



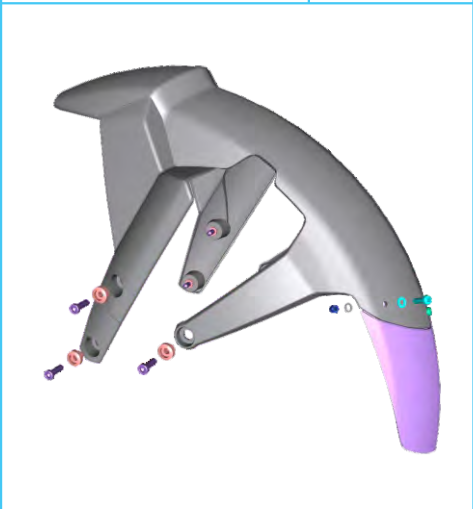
PILLION FOOT REST HOLDER	PLATE NO. 27
	PAGE NO. 56



SWING ARM / REAR SHOCK ABSORBER	PLATE NO. 26
	PAGE NO. 54



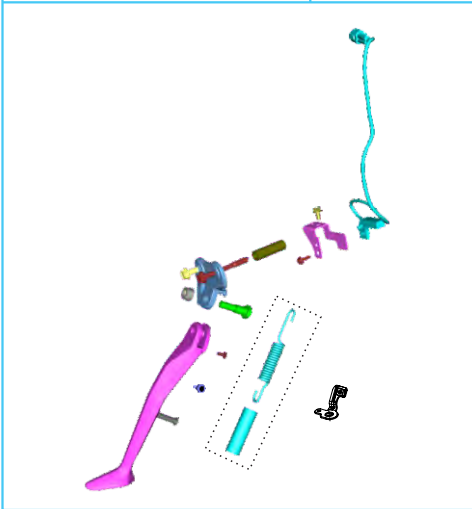
MUDGUARD FRONT & REAR	PLATE NO. 28
	PAGE NO. 58



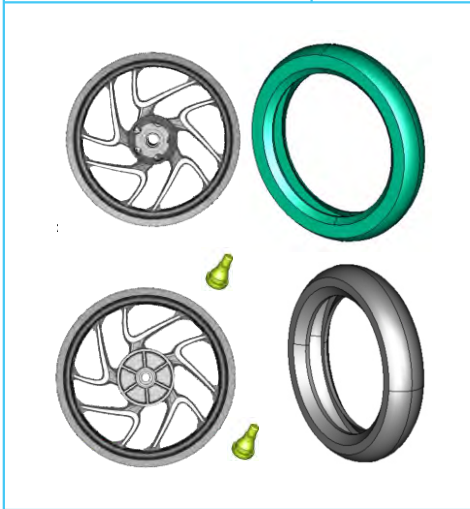
Pictorial Index



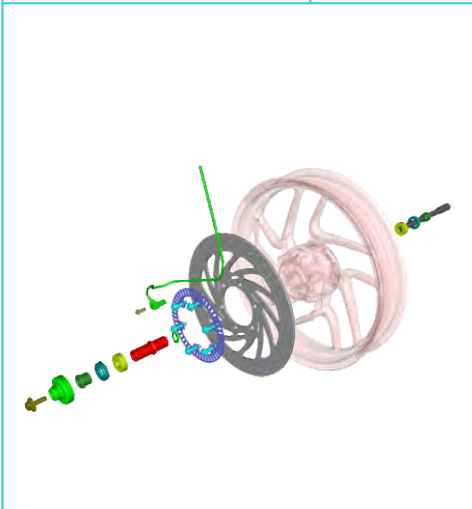
STAND ASSEMBLY	PLATE NO. 29
	PAGE NO. 60



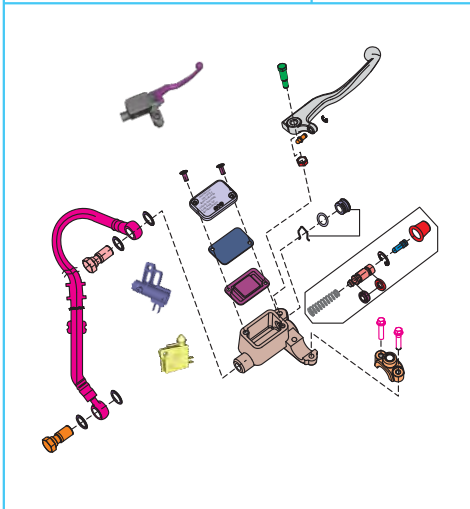
TUBE / TYRE / RIM	PLATE NO. 30
	PAGE NO. 62



FRONT HUB	PLATE NO. 31
	PAGE NO. 64



FRONT MASTER CYLINDER	PLATE NO. 32
	PAGE NO. 66




Pictorial Index



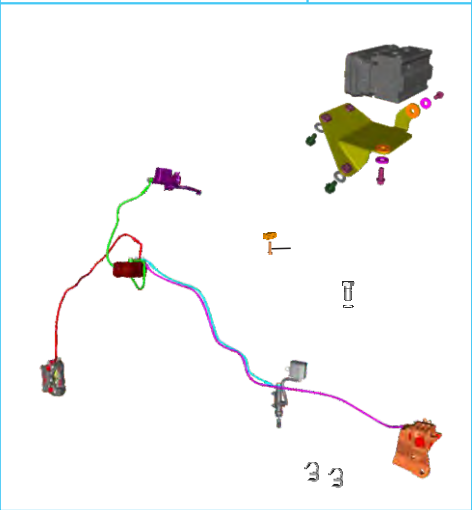
FRONT DISC BRAKE	PLATE NO. 33
	PAGE NO. 68



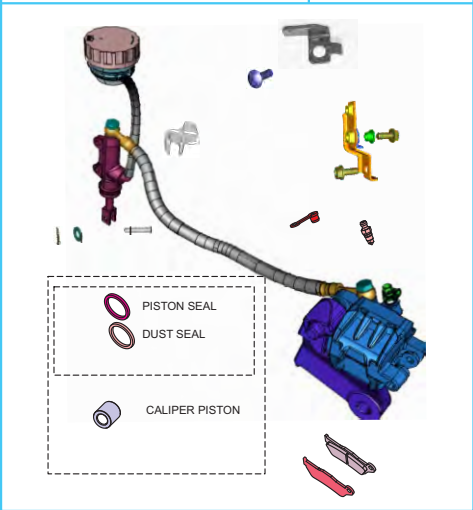
REAR HUB	PLATE NO. 34
	PAGE NO. 70



ANTI BRAKE LOCK SYSTEM	PLATE NO. 35
	PAGE NO. 72



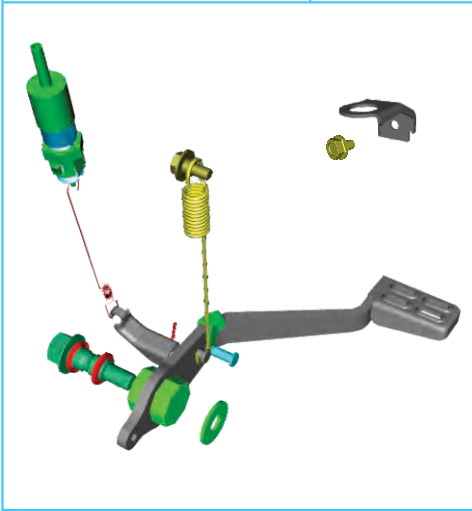
REAR DISC BRAKE SYSTEM	PLATE NO. 36
	PAGE NO. 74



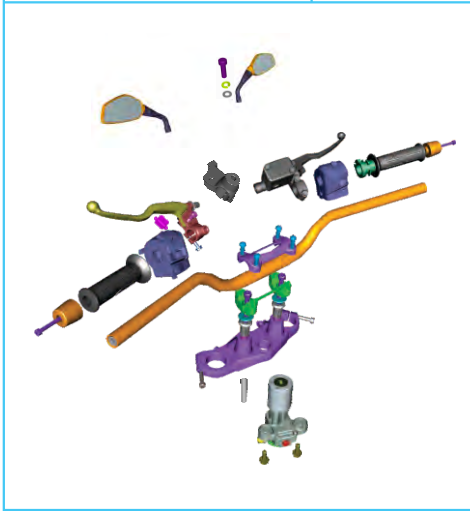
Pictorial Index



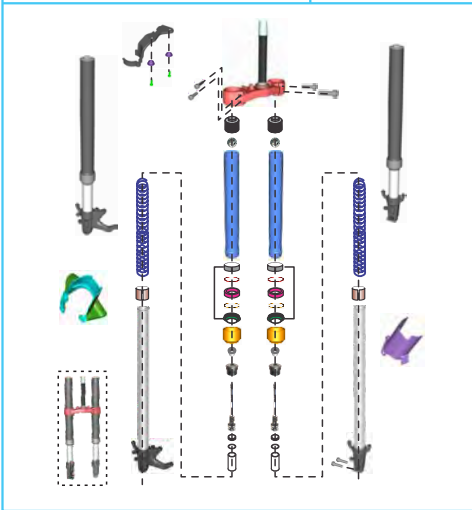
REAR BRAKE PEDAL	PLATE NO. 37
	PAGE NO. 76




HANDLE BAR ASSEMBLY	PLATE NO. 38
	PAGE NO. 78



FRONT FORK	PLATE NO. 39
	PAGE NO. 80



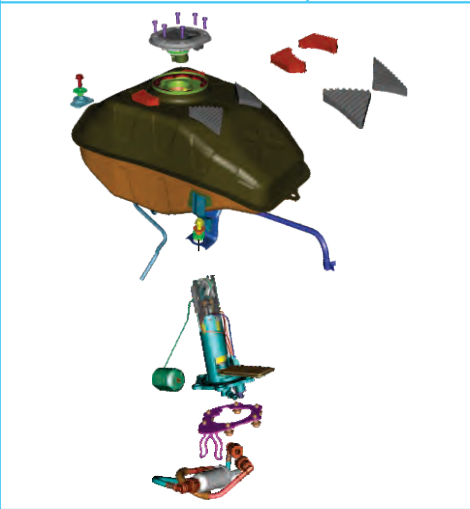
RADIATOR COVERS & BELLY PAN ASSEMBLY	PLATE NO. 40
	PAGE NO. 82



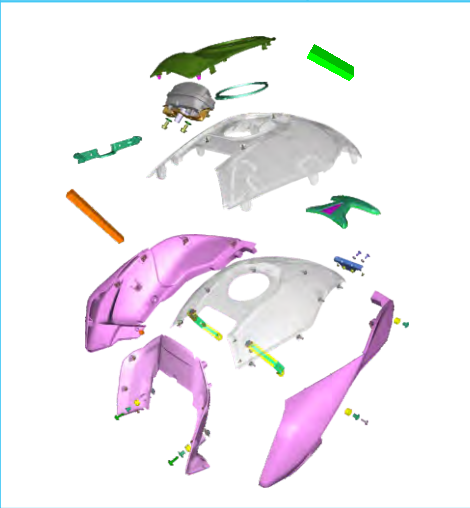
Pictorial Index



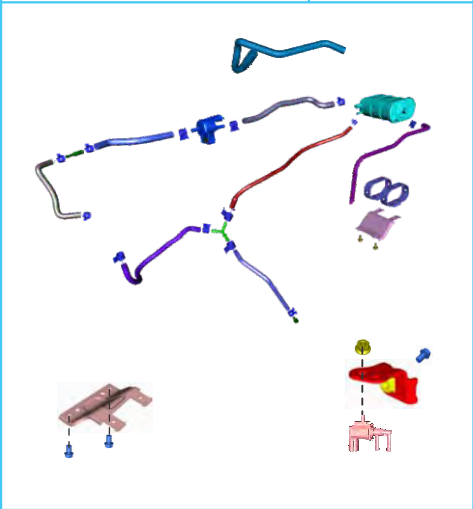
PETROL TANK, CAP TANK AND GAUGE FUEL	PLATE NO. 41
	PAGE NO. 84




FITTINGS - PETROL TANK, COVER & SIDE COVER	PLATE NO. 43
	PAGE NO. 88



MECHANISM EVAP	PLATE NO. 42
	PAGE NO. 86




FITTINGS - SIDE COVER & COVER SEAT	PLATE NO. 44
	PAGE NO. 90



Pictorial Index




METER ASSEMBLY	PLATE NO. 45
	PAGE NO. 92



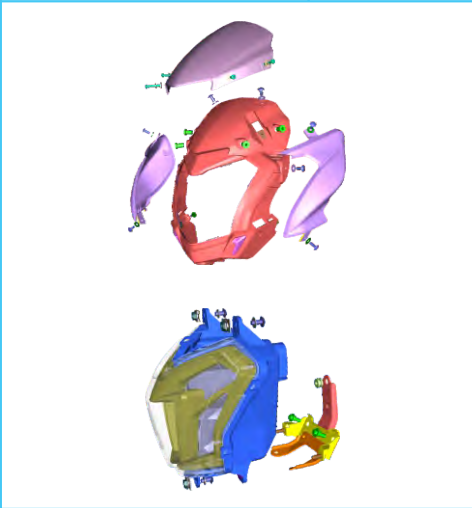
CONTROL CABLES	PLATE NO. 46
	PAGE NO. 94



CHAIN CASE	PLATE NO. 47
	PAGE NO. 96




HEAD LAMP & FAIRING	PLATE NO. 48
	PAGE NO. 98



Pictorial Index



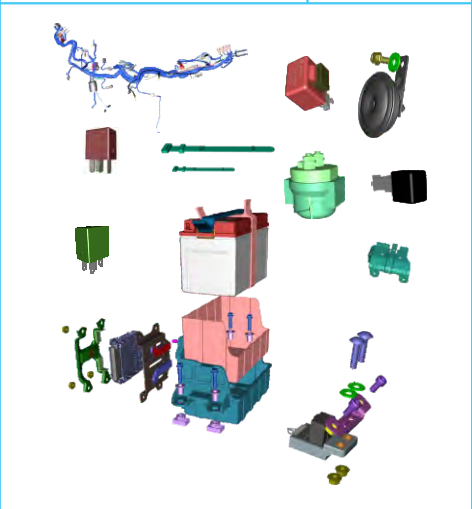
INDICATOR LIGHT ASSEMBLY	PLATE NO. 49
	PAGE NO. 100



TAIL LAMP ASSEMBLY, FRONT NUMBER PLATE	PLATE NO. 50
	PAGE NO. 102



ELECTRICAL EQUIPMENTS	PLATE NO. 51
	PAGE NO. 104,106



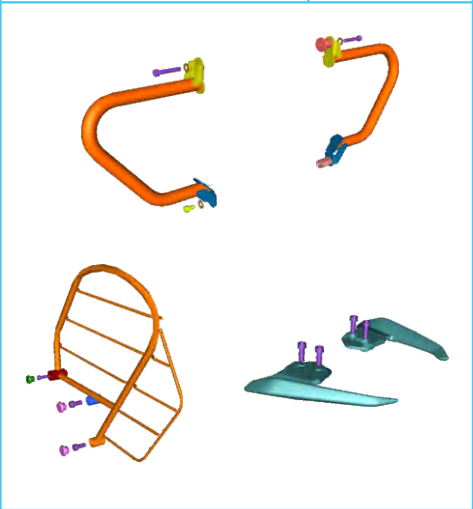
TOOL KIT	PLATE NO. 52
	PAGE NO. 108



Pictorial Index



ACCESSORIES / GRAB HANDLE	PLATE NO. 53
	PAGE NO. 110



PAINTED PARTS & DECALS	PLATE NO. 54
	PAGE NO. 112,114




	PLATE NO.
	PAGE NO.


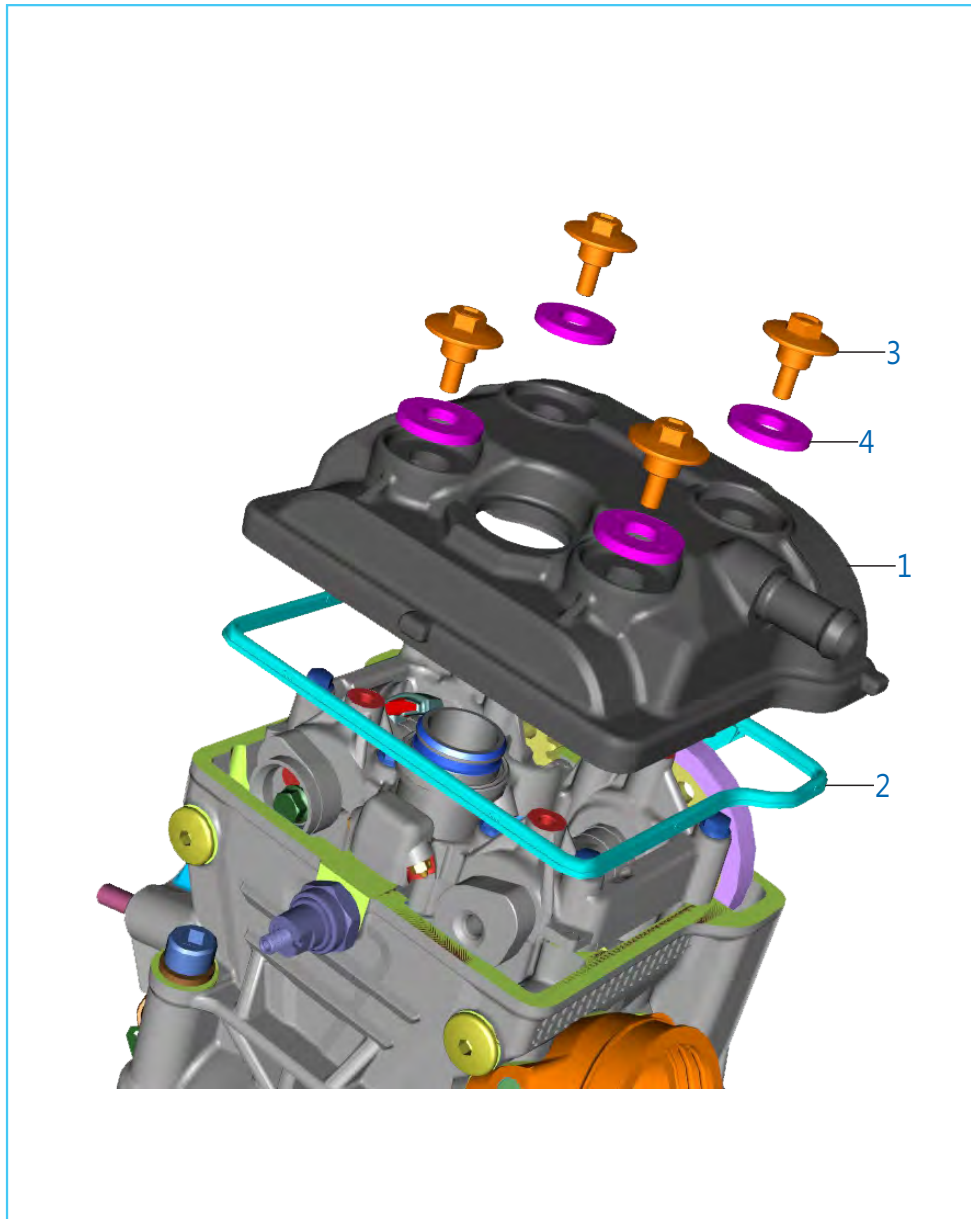
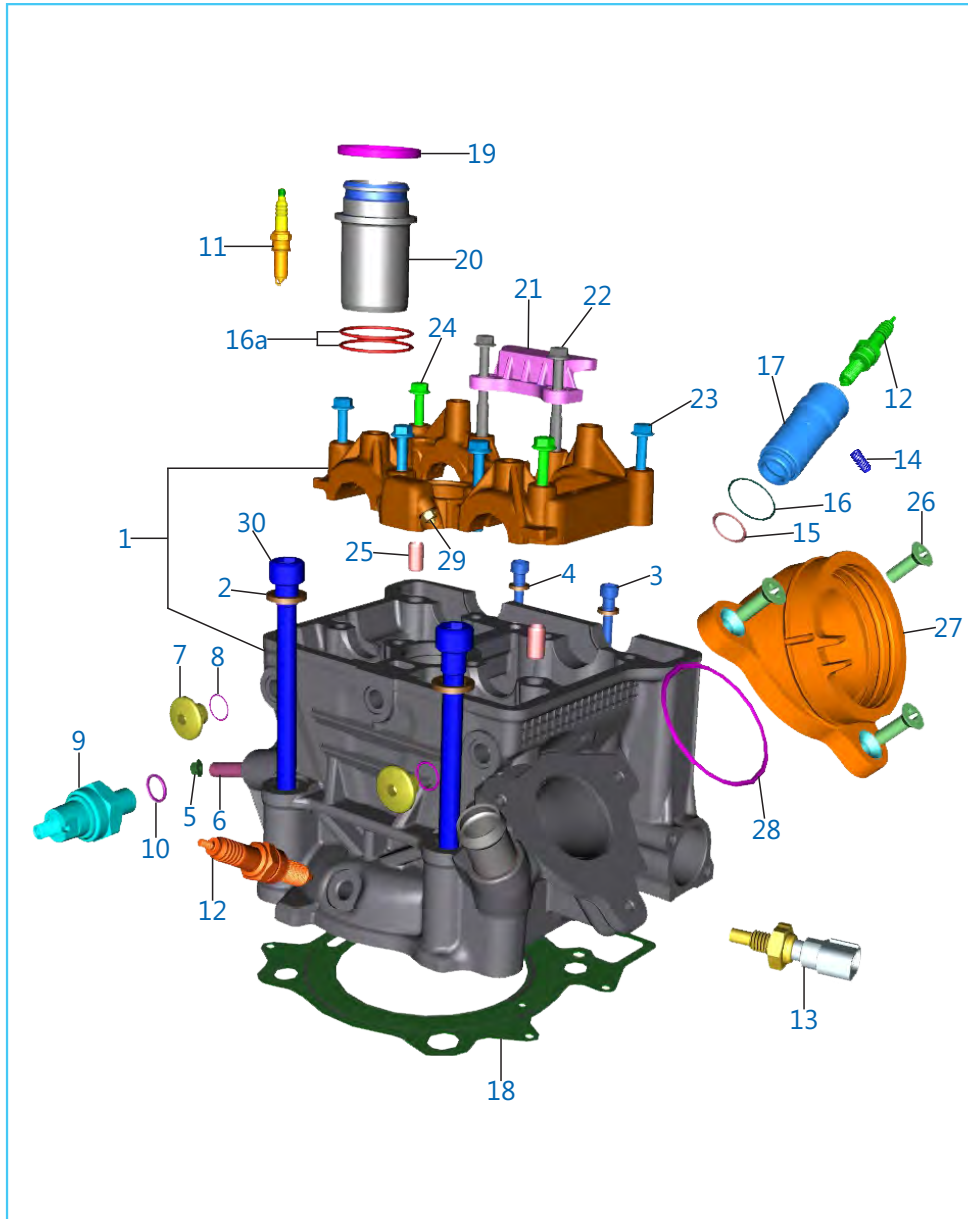


	PLATE NO.
	PAGE NO.

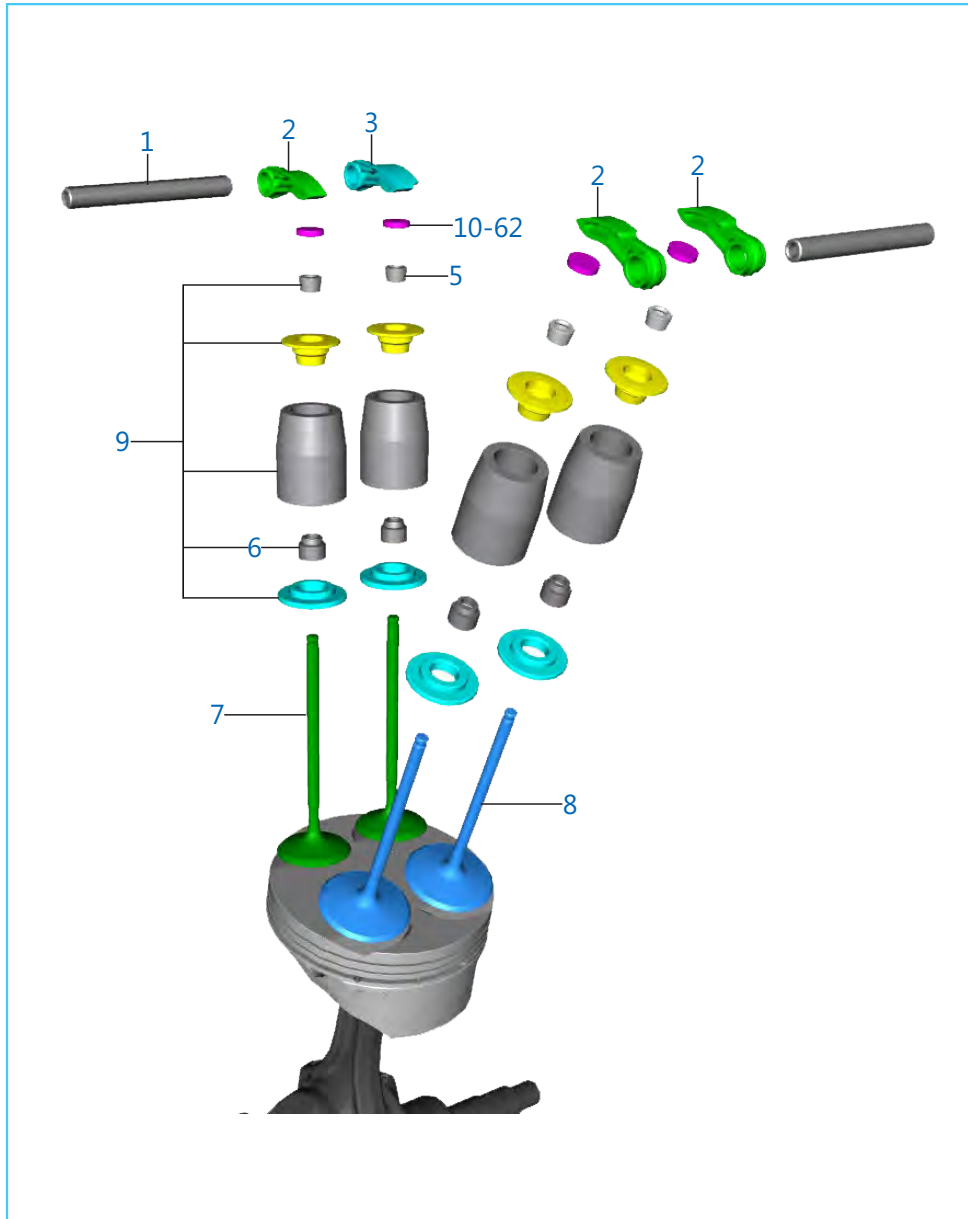




No.	Part No	Description	Qty	Remarks
1	52 DT06 57	Head Cover Assembly	1	
2	JY 5111 28	Gasket Head Cover	1	
3	JG 5110 22	Bolt Flanged L46	4	
4	JG 5110 21	Washer	4	



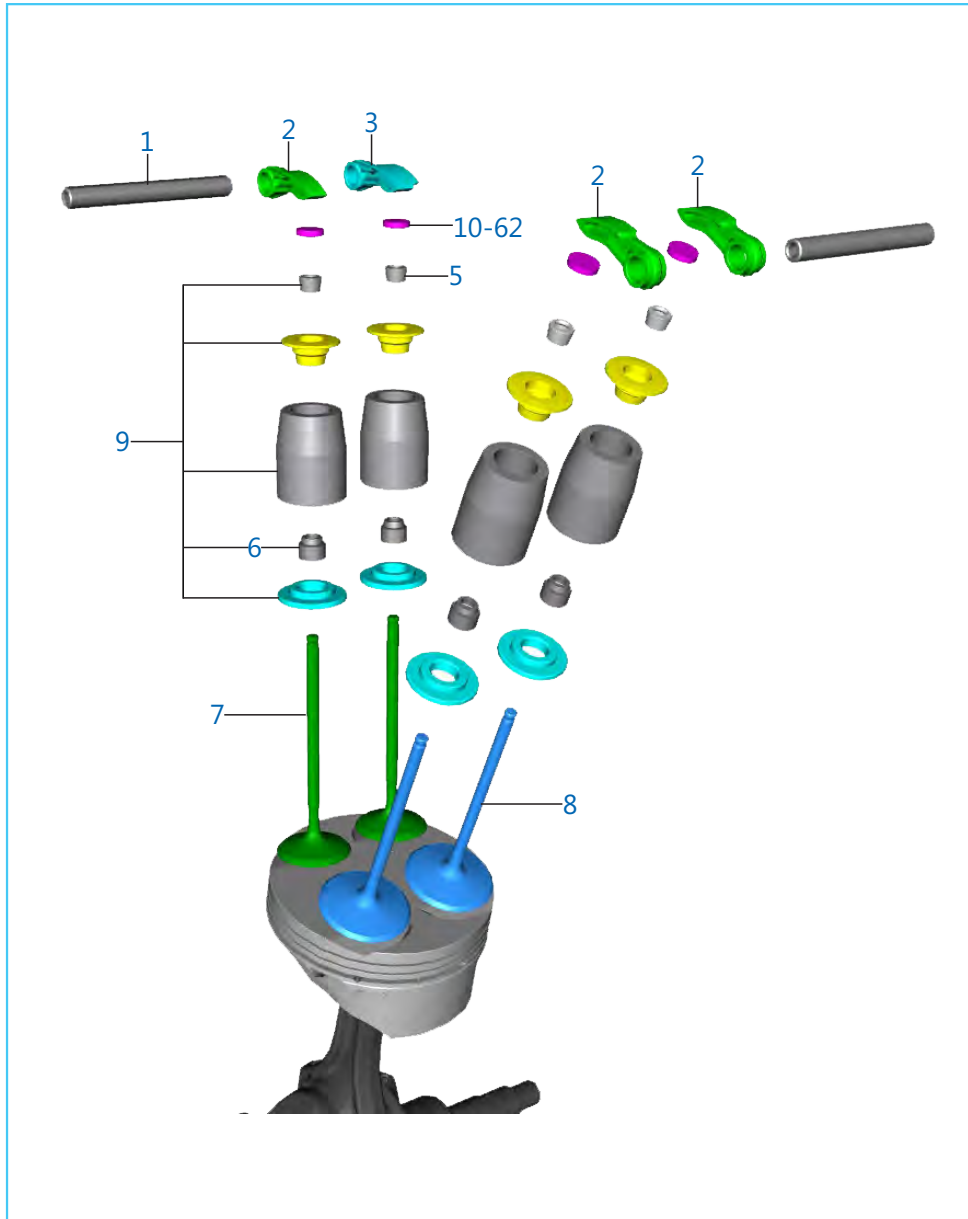
No.	Part No	Description	Qty	Remarks
1	36 JF01 83	Cylinder Head With Coolant Pipe	1	
2	LD A000 14	Washer Plain	4	
3	LA C001 07	Bolt Socket	2	
4	LD A000 15	Washer Plain	2	
5	LC G000 24	Nut Hex Flanged	2	
6	JG 5110 46	Stud	2	
7	JG 5110 16	Bolt Flange	2	
8	39 1021 21	Ring O	2	
9	DK 1012 25	Oil Pressure Switch	1	
10	DK 1013 40	O Ring	1	
11	JL 3512 18	Plug Spark	1	
12	DK 1110 28	Spark Plug	2	
13	JG 3514 00	Coolant Water Temp Sensor	1	
14	39 2608 01	Grub Screw	1	
15	KJ AC18 24	O Ring	1	
16	39 1283 21	O Ring	1	
16a	LJ A000 01	O Ring	2	
17	JF 5110 52	Sleeve Spark Plug	1	
18	JY 5111 39	Gasket Cylinder Head	1	
19	JY 5110 74	Gasket Sleeve Spark Plug	1	
20	JY 5110 68	Sleeve Spark Plug	1	
21	JY 5110 58	Guide Chain Top	1	
22	KA EG06 45	Bolt Flanged Small	2	
23	KA ED06 35	Bolt Flanged Small	4	
24	KA EQ06 40	Bolt Flange Small	2	
25	39 0999 06	Pin Dowel Oil Pump	2	
26	LB C000 03	Screw Csk Cross	3	
27	DT 5814 01	Pipe Intake	1	
28	JY 5814 04	O Ring Intake Pipe	1	
29	JG 5410 21	Oil Nozzle	4	
30	LA C000 32	Bolt Socket	4	



Valve

3

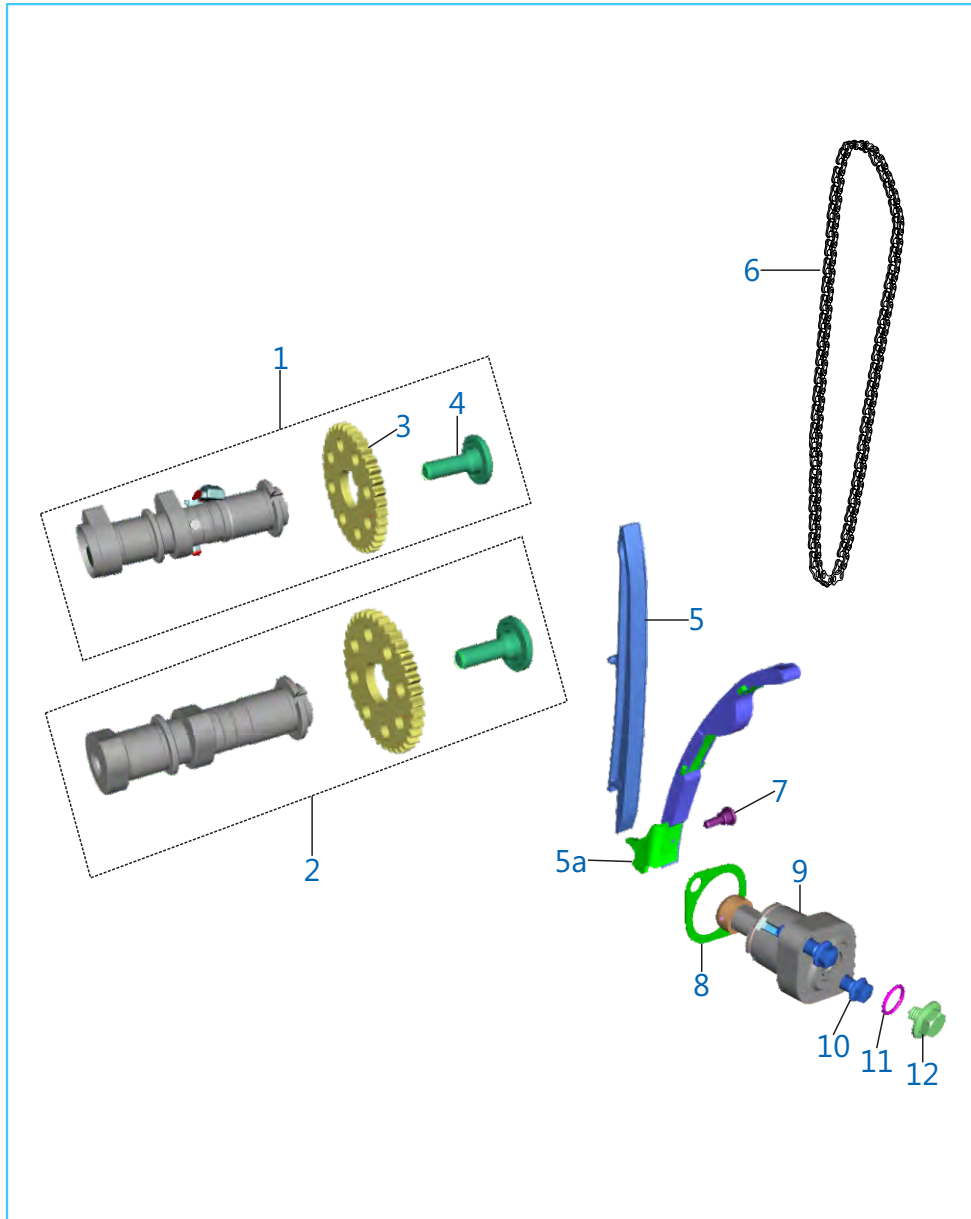
No.	Part No	Description	Qty	Remarks
1	JY 5112 26	Rocker Arm Shaft	2	N.I.
2	JU 5112 04	Rocker Arm	3	
3	JY 5112 12	Rocker Arm Decomp	1	
4	JY 5112 31	Shim	4	
5	CB 1010 22	Cotter Valve	8	
6	CB 1010 09	Seal Valve Stem	4	
7	DT 5112 70	Valve Exhaust	2	
8	JY 5112 21	Valve Intake	2	
9	36 JF01 98	Kit Valve Repair	1	
10	36 JF01 03	Kit Shim 3.16 mm	1	
11	36 JF01 04	Kit Shim 3.18 mm	1	
12	36 JF01 05	Kit Shim 3.20 mm	1	
13	36 JY00 29	Kit Shim 2 mm	1	
14	36 JY00 30	Kit Shim 2.04 mm	1	
15	36 JY00 31	Kit Shim 2.08 mm	1	
16	36 JY00 32	Kit Shim 2.12 mm	1	
17	36 JY00 33	Kit Shim 2.16 mm	1	
18	36 JY00 34	Kit Shim 2.20 mm	1	
19	36 JY00 35	Kit Shim 2.24 mm	1	
20	36 JY00 36	Kit Shim 2.28 mm	1	
21	36 JY00 56	Kit Shim 2.30 mm	1	
22	36 JY00 37	Kit Shim 2.32 mm	1	
23	36 JY00 57	Kit Shim 2.34 mm	1	
24	36 JY00 38	Kit Shim 2.36 mm	1	
25	36 JY00 58	Kit Shim 2.38 mm	1	
26	36 JY00 39	Kit Shim 2.40 mm	1	
27	36 JY00 59	Kit Shim 2.42 mm	1	
28	36 JY00 40	Kit Shim 2.44 mm	1	
29	36 JY00 60	Kit Shim 2.46 mm	1	
30	36 JY00 41	Kit Shim 2.48 mm	1	
31	36 JY00 61	Kit Shim 2.50 mm	1	



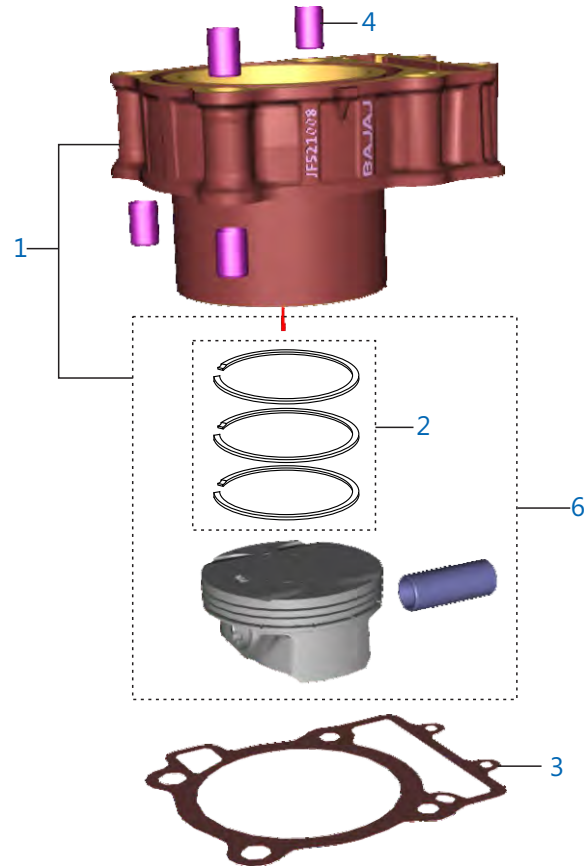
Valve

3

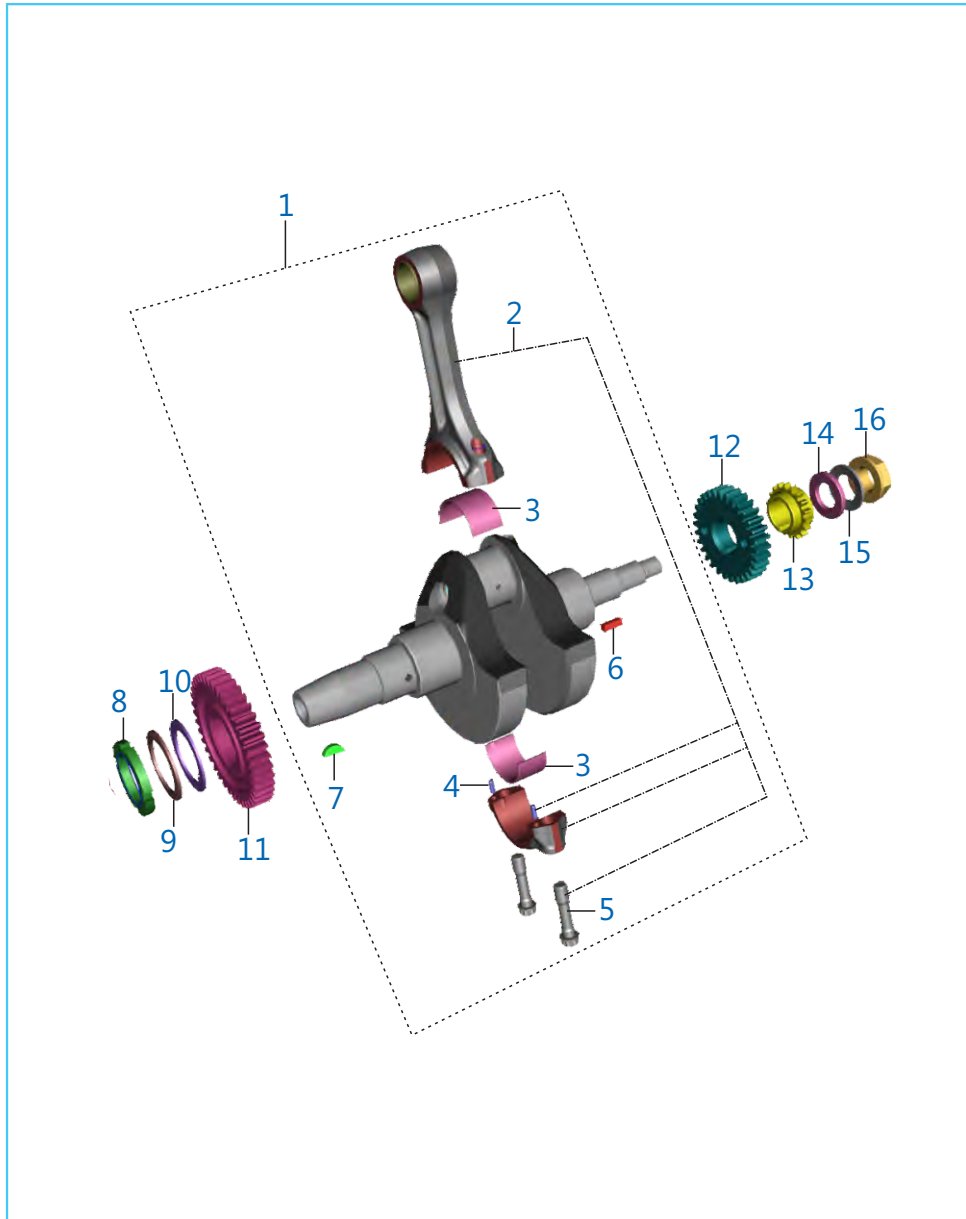
No.	Part No	Description	Qty	Remarks
32	36 JY00 42	Kit Shim 2.52 Mm	1	
33	36 JY00 62	Kit Shim 2.54 mm	1	
34	36 JY00 43	Kit Shim 2.56 mm	1	
35	36 JY00 63	Kit Shim 2.58 mm	1	
36	36 JY00 44	Kit Shim 2.60 mm	1	
37	36 JY00 64	Kit Shim 2.62 mm	1	
38	36 JY00 45	Kit Shim 2.64 mm	1	
39	36 JY00 46	Kit Shim 2.68 mm	1	
40	36 JF00 89	Kit Shim 2.70 mm	1	
41	36 JY00 47	Kit Shim 2.72 mm	1	
42	36 JF00 90	Kit Shim 2.74 mm	1	
43	36 JY00 48	Kit Shim 2.76 mm	1	
44	36 JF00 91	Kit Shim 2.78 mm	1	
45	36 JY00 49	Kit Shim 2.80 mm	1	
46	36 JF00 92	Kit Shim 2.82 mm	1	
47	36 JY00 50	Kit Shim 2.84 mm	1	
48	36 JF00 93	Kit Shim 2.86 mm	1	
49	36 JY00 51	Kit Shim 2.88 mm	1	
50	36 JF00 94	Kit Shim 2.90 mm	1	
51	36 JY00 52	Kit Shim 2.92 mm	1	
52	36 JF00 95	Kit Shim 2.94 mm	1	
53	36 JY00 53	Kit Shim 2.96 mm	1	
54	36 JF00 96	Kit Shim 2.98 mm	1	
55	36 JY00 54	Kit Shim 3.00 mm	1	
56	36 JF00 97	Kit Shim 3.02 mm	1	
57	36 JY00 55	Kit Shim 3.04 mm	1	
58	36 JF00 98	Kit Shim 3.06 mm	1	
59	36 JF00 99	Kit Shim 3.08 mm	1	
60	36 JF01 00	Kit Shim 3.10 mm	1	
61	36 JF01 01	Kit Shim 3.12 mm	1	
62	36 JF01 02	Kit Shim 3.14 mm	1	



No.	Part No	Description	Qty	Remarks
1	JF 5112 55	Camshaft Assembly Exhaust	1	
2	JF 5112 53	Camshaft Assembly Intake	1	
3	JP 5112 15	Sprocket Camshaft	2	
4	LA C001 44	Bolt Socket	2	
5	JY 5112 29	Guide Chain Tight Side	1	
5a	JY 5112 27	Guide Chain Slack Side	1	
6	JY 5112 20	Chain Timing	1	
7	JY 5410 09	Bolt Special Pivot Guide Chain	1	
8	CS 1011 28	Gasket	1	
9	JF 5112 49	Tensioner Assembly	1	
10	KA EW06 20	Bolt Flange	2	
11	39 2669 21	O Ring	1	
12	JG 5112 70	Bolt Flanged	1	




No.	Part No	Description	Qty	Remarks
1	36 JF01 96	Kit Block Piston	1	
2	36 JF00 60	Kit Piston Ring	1	
3	JY 5210 06	Gasket Cylinder Block	1	
4	39 2181 06	Hollow Dowel Pin	4	
5	JF 5213 00	Circlip	2	N.I.
6	JF 5212 16	Piston Assembly	1	



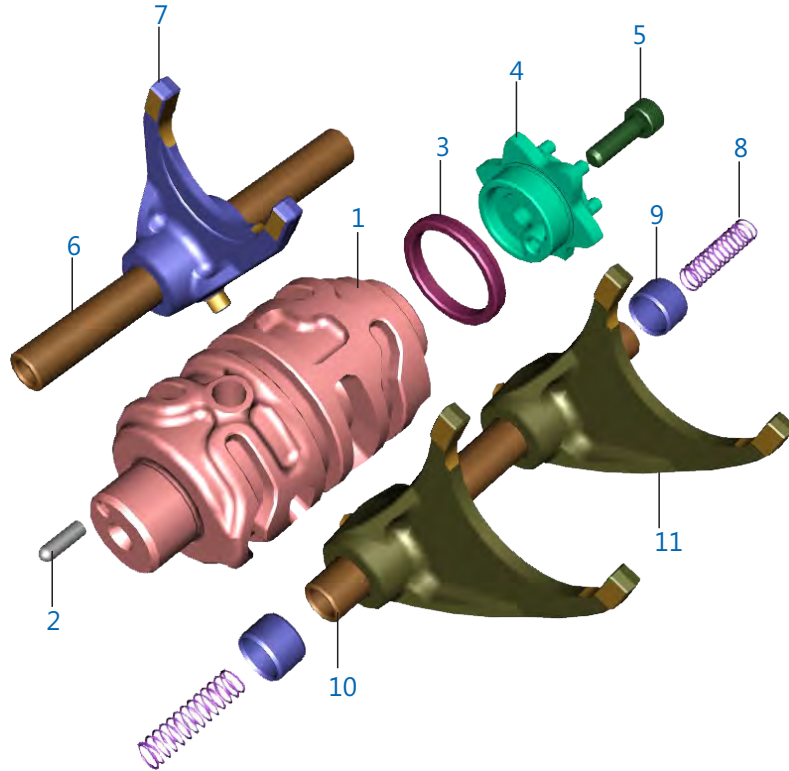
Crankshaft

6

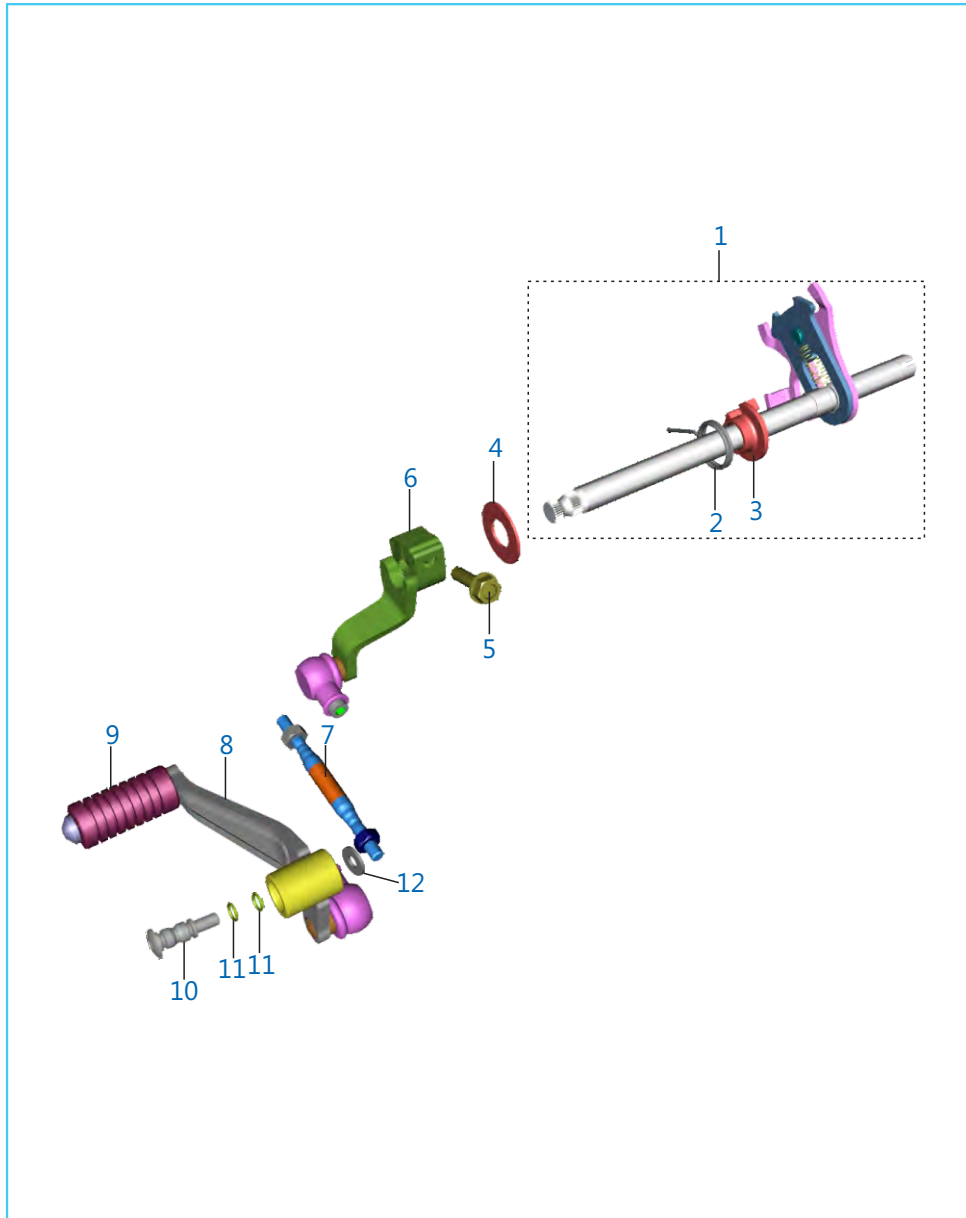
No.	Part No	Description	Qty	Remarks
1	JF 5310 20	Crankshaft Assembly	1	
2	JY 5310 36	Con Rod Assembly with Bush	1	
3	JY 5310 27	Bush Big End	2	
4	39 2203 07	Parallel Pin	2	
5	JY 5310 05	Bolt Con Rod	2	
6	LF B000 01	Key Sunk	1	
7	31 1011 73	Key Wood Ruff	1	
8	JG 5310 40	Nut Balancer Drive Lock	1	
9	LD H000 02	Washer Conical	1	
10	LD B000 33	Washer Plain	1	
11	JF 5310 21	Balancer Drive Gear	1	
12	JY 5512 12	Gear Primary Drive	1	
13	JY 5310 26	Sprocket Crankshaft	1	
14	JY 5310 08	Washer Plain	1	
15	DG 1012 75	Washer Special	1	
16	LC G000 02	Nut Flanged	1	
17	36 JF00 54	Kit Primary Drive & Driven	1	N.I




No.	Part No	Description	Qty	Remarks
1	JY 5510 23	Shaft Input TM Assly	1	N.I
2	JY 5510 22	Shaft Input	1	
3	JY 5512 30	Gear 5th Drive	1	
4	JY 5510 10	Bush V Drive	1	
5	JY 5512 29	Gear 3rd -4th Drive	1	
6	JY 5512 14	Circlip External I/P shaft	2	
7	JY 5510 21	Bush VI Drive	1	
8	JY 5512 31	Gear 6th Drive	1	
9	JY 5512 28	Gear 2nd Drive	1	
10	JY 5512 15	Washer Thrust 2nd Drive	1	
11	JY 5510 24	Shaft Output TM Assly	1	N.I
12	JY 5510 08	Shaft Output Assly with Plug	1	
13	JY 5510 06	Bush 2nd Driven	1	
14	JY 5512 33	Gear 2nd Driven	1	
15	JY 5512 37	Gear 6th Driven	1	
16	JY 5512 35	Gear 4th Driven	1	
17	JY 5510 05	Washer Thrust 3rd Driven	1	
18	JY 5512 34	Gear 3rd Driven	1	
19	JY 5510 27	Bush 3rd Driven	1	
20	JY 5512 18	Circlip External O/P Shaft	1	
21	JY 5512 36	Gear 5th Driven	1	
22	JY 5512 05	Bush 1st Driven	1	
23	JY 5512 32	Gear 1st Driven	1	
24	JY 5512 17	Washer Thrust 1st Driven	1	
25	JY 5510 18	O Ring sprocket Collar	1	
26	36 JY01 02	Collar Sprocket	1	
27	JY 5510 29	Sprocket Drive	1	
28	JY 5510 30	Plate Sprocket Drive	1	
29	LA E000 17	Bolt Flanged	2	




No.	Part No	Description	Qty	Remarks
1	JF 5610 00	Drum Gear Shift	1	
2	JG 5610 08	Gear Indicator Pin	1	
3	JG 5610 10	Spacer Guide Gear shift	1	
4	JG 5612 22	Guide Gear Shift	1	
5	LA C000 24	Bolt Socket Head	1	
6	JY 5610 04	Shaft Input Gear Shift Fork	1	
7	JY 5610 02	Fork Gear Shift Input	1	
8	JY 5410 39	Spring	2	
9	JY 5410 38	Bush	2	
10	JF 5610 01	Shaft Output Fork Shift	1	
11	JY 5610 08	Fork Shift Output	2	



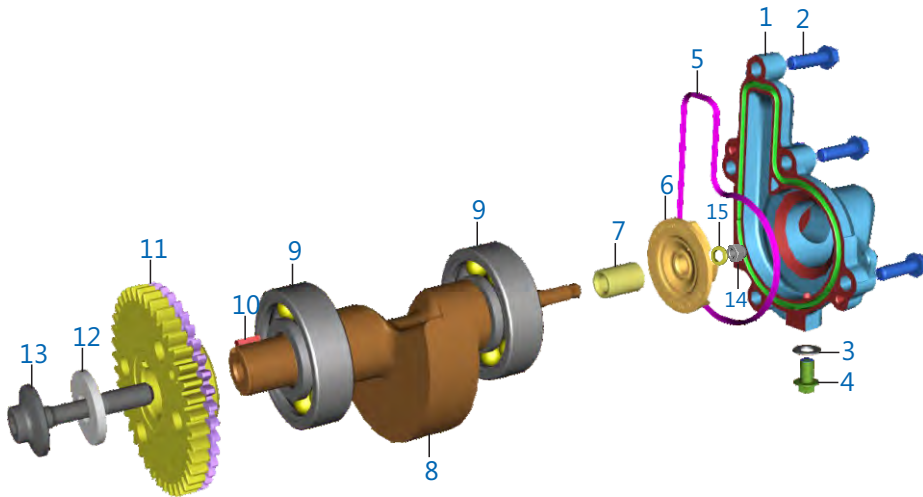
No.	Part No	Description	Qty	Remarks
1	JY 5612 05	Lever Gear Shift Assly Comp.	1	
2	JG 5612 18	Torsion Spring	1	
3	JG 5612 17	Bush Torsion Spring	1	
4	JG 5612 16	Washer	1	
5	KA DD06 22	Bolt Flange (Dia-06 L-22)	1	
6	JF 5614 08	Change Arm Assly	1	
7	52 JF00 62	Tie Rod with Nut	1	
8	JF 5614 10	Lever Change Assly	1	
9	DT 5612 05	Damper	1	
10	JL 5614 09	Bolt Gear Change Lever	1	
11	01 1009 05	'O' Ring	2	
12	JL 5614 10	Washer Steel	1	



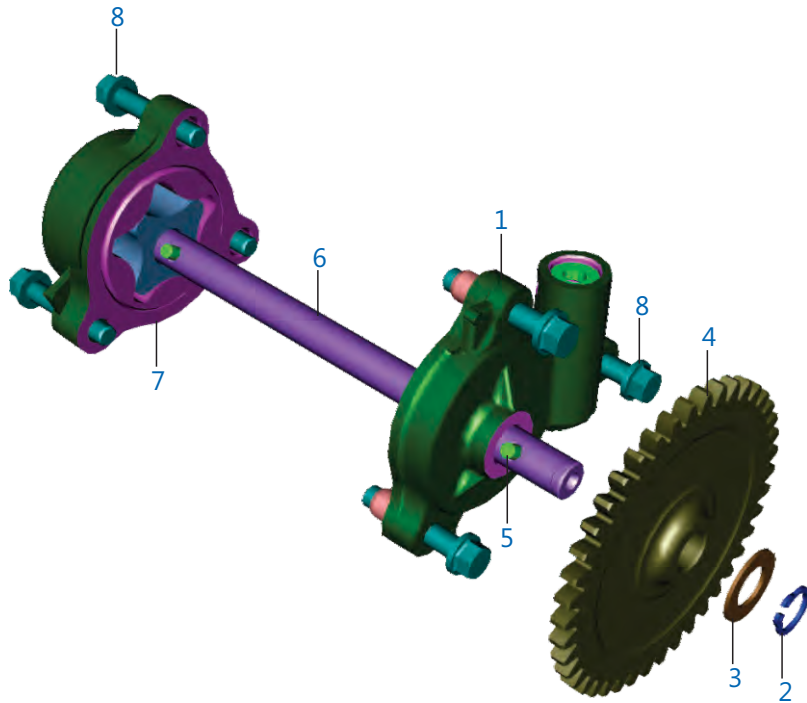
No.	Part No	Description	Qty	Remarks
1	JF 5010 15	Engine Assembly	1	
2	36 JF00 52	Kit Assembly Crankcase RH	1	
3	39 1864 20	Ball Bearing	1	
4	JY 5410 47	Stopper I/P Shaft Bearing	3	
5	AA 1014 37	Bolt flanged Small	3	
6	39 2601 20	Bearing Ball	1	
7	39 2185 20	Deep Groove Ball Bearing	1	
8	39 2562 20	Needle Roller Bearing	1	
9	DP 1011 91	Bolt Shifter	1	
10	JG 5612 26	Spring Stopper Drum	1	
11	JG 5610 09	Stopper Drum Comp	1	
12	JG 5612 05	Washer Drum Stopper	1	
13	39 2005 11	Washer OD	1	
14	JG 5612 04	Bolt Stopper Drum	1	
15	LA E000 01	Bolt	1	
16	JG 6010 07	Special Shaft Seal Ring	1	
17	JG 5710 14	Oil Filter	1	
18	JG 5710 16	'O' RING	1	
19	JL 5710 01	Cap Oil Filter	1	
20	KA EW06 16	Flange Bolt	2	
21	JG 6010 07	Special Shaft Seal	1	
22	JL 6010 10	Water Seal Double Lip	1	



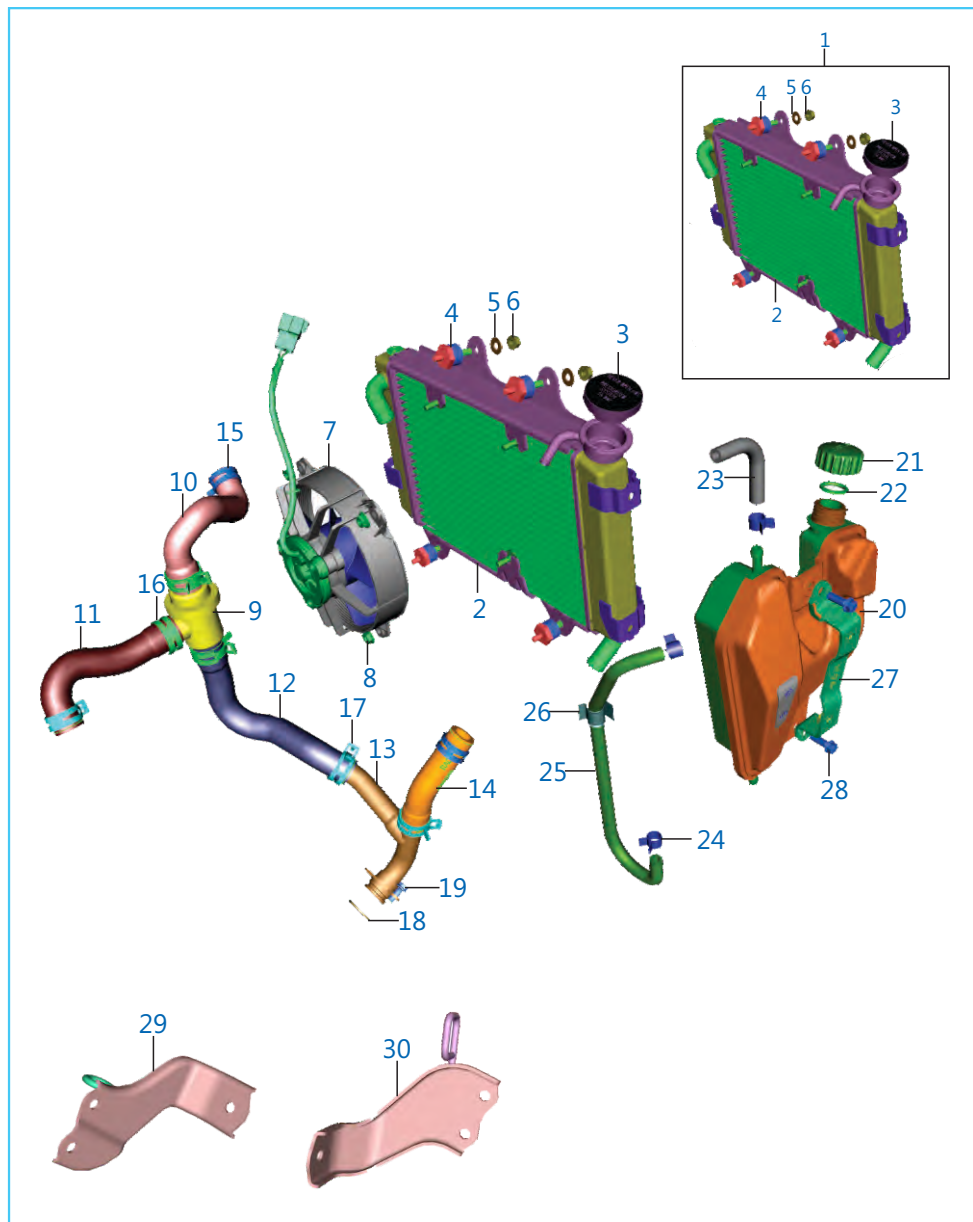
No.	Part No	Description	Qty	Remarks
1	36 JF00 51	Kit Assly Crankcase LH	1	
2	JY 3518 00	Sensor Assembly Pick Up	1	
3	LA E000 10	Bolt Flange	2	
4	LA D000 63	Bolt flanged	2	
5	JA 5410 21	Cap Strainer	1	
6	JY 5710 30	Mesh Strainer Assly	1	
7	LJ A000 04	Strainer O Ring	1	
8	39 1043 19	Seal Oil	1	
9	KA EW06 35	Bolt Flanged	14	
10	JY 5410 31	Chain Guard	1	
11	KE BA37 15	Circlip Internal	1	
12	JY 5410 58	Oil Seal O/P Shaft	1	
13	LB B000 07	Screw Pan Cross	3	
14	JY 5410 34	Bush Starter Shaft	2	
15	LP B000 03	Bearing Ball	1	
16	LP B000 02	Bearing Ball	1	
17	39 2181 06	Hollow Dowel Pin	2	
18	39 2562 20	Needle Roller Bearing	1	
19	JY 5410 24	Jet Evacuation Oil	1	
20	JY 5710 08	Strainer Evacuation	1	
21	LJ A000 02	O ring For E-20	2	
22	LJ A000 06	Ring O	1	
23	JY 5710 09	Cap Strainer Evacuation	1	
24	JG 5410 74	Oil Nozzle	1	
25	JF 5410 16	Nozzle	1	
26	JF 5410 17	Bracket	1	
27	LB B000 07	Screw Pan Cross	1	
28	JY 5410 81	Bracket Harness	1	N.I.
29	JY 5410 80	Plate Harness	1	N.I.
30	JY 5710 29	Oil Rail	1	



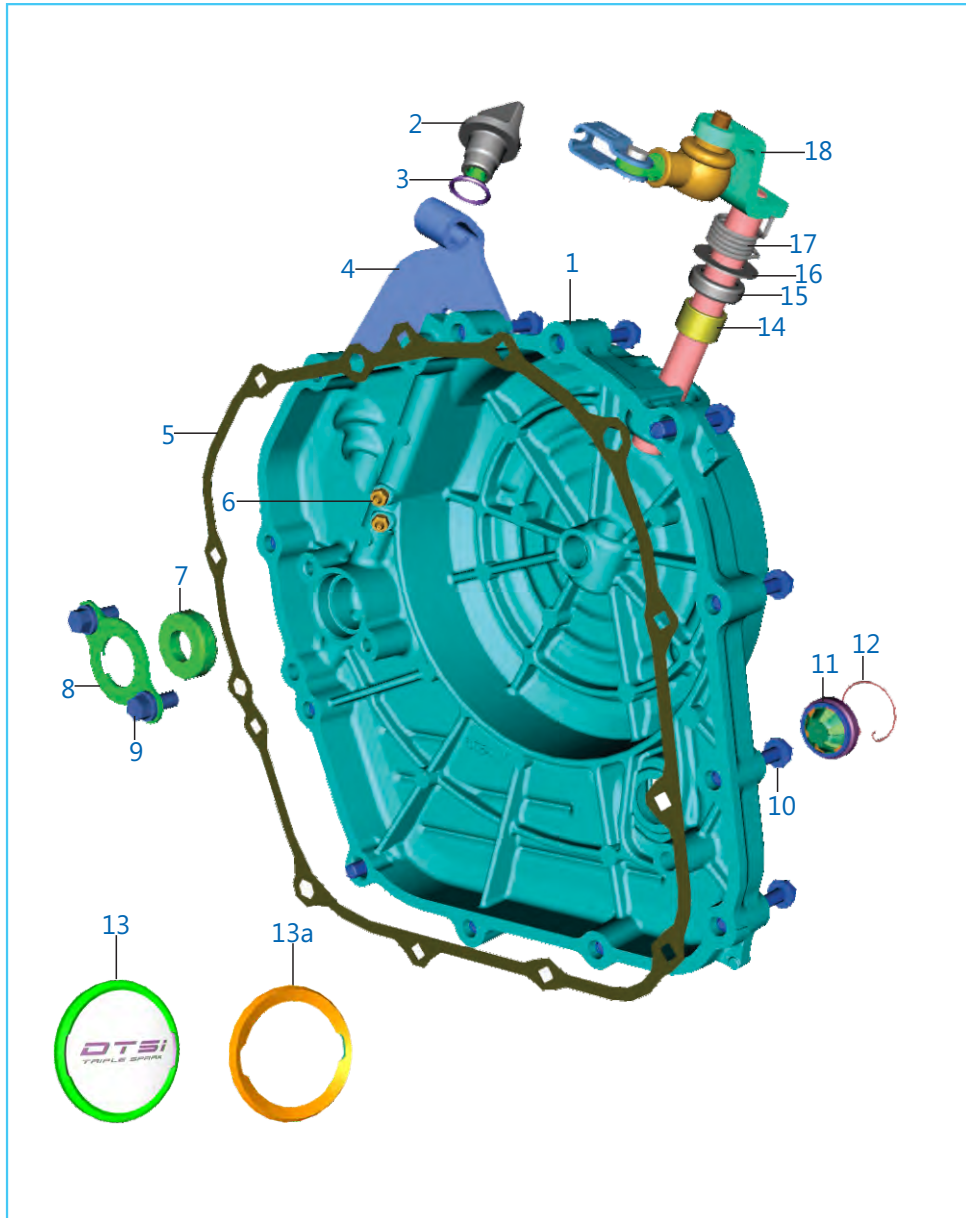
No.	Part No	Description	Qty	Remarks
1	JL 6010 05	Cover Water Pump	1	
2	KA EW06 20	Bolt Flanged Small	5	
3	39 1665 11	Plain Washer	1	
4	LA E000 48	Bolt Flange	1	
5	JG 6010 12	O Ring (Water Pump Cover)	1	
6	36 JL00 39	Water Pump Rotor	1	
7	JL 5312 03	Sleeve Balancer Driven	1	
8	JY 5312 20	Assembly Balancer	1	
9	KP BF63 04	Bearing Ball	2	
10	DS 1011 54	Key	1	
11	JF 5312 13	Scissor Gear Assly	1	
12	LD B000 51	Washer Plain	1	
13	LA C000 86	Bolt Socket	1	
14	JG 6010 05	Dome nut	1	
15	JG 5312 15	Washer (2.5 mm)	1	



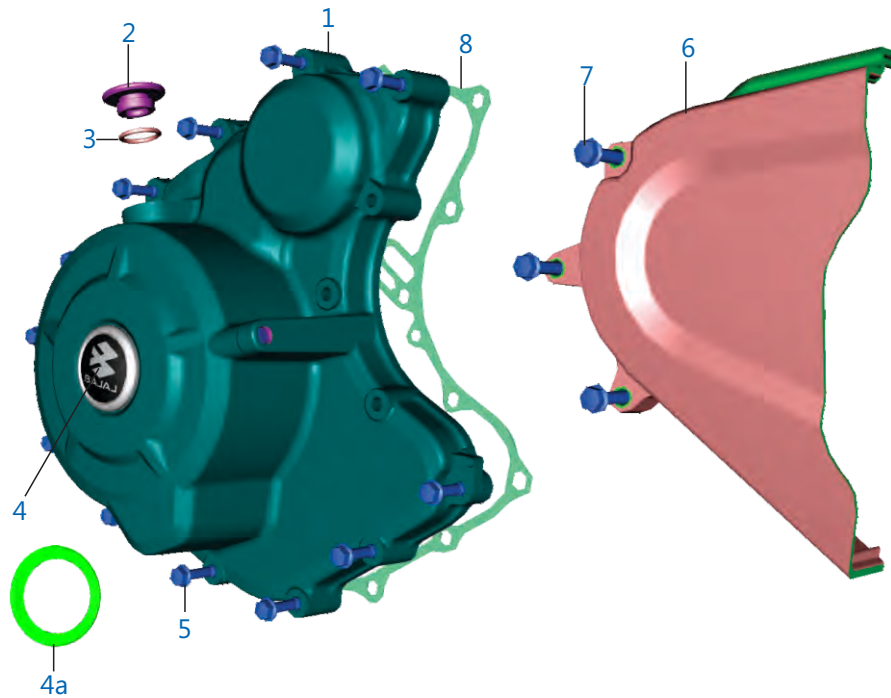
No.	Part No	Description	Qty	Remarks
1	JY 5710 12	Oil Pump Assy comp.	1	
2	KE AB10 10	Circlip	1	
3	LD A000 17	Washer Plain	1	
4	JY 5710 23	Gear Oil Pump Drive	1	
5	LH D000 01	Pin Parallel	2	
6	JY 5710 24	Shaft Oil Pump	1	
7	JY 5710 15	Pump Evacuation Assy	1	
8	LA E000 18	Bolt flanged	6	



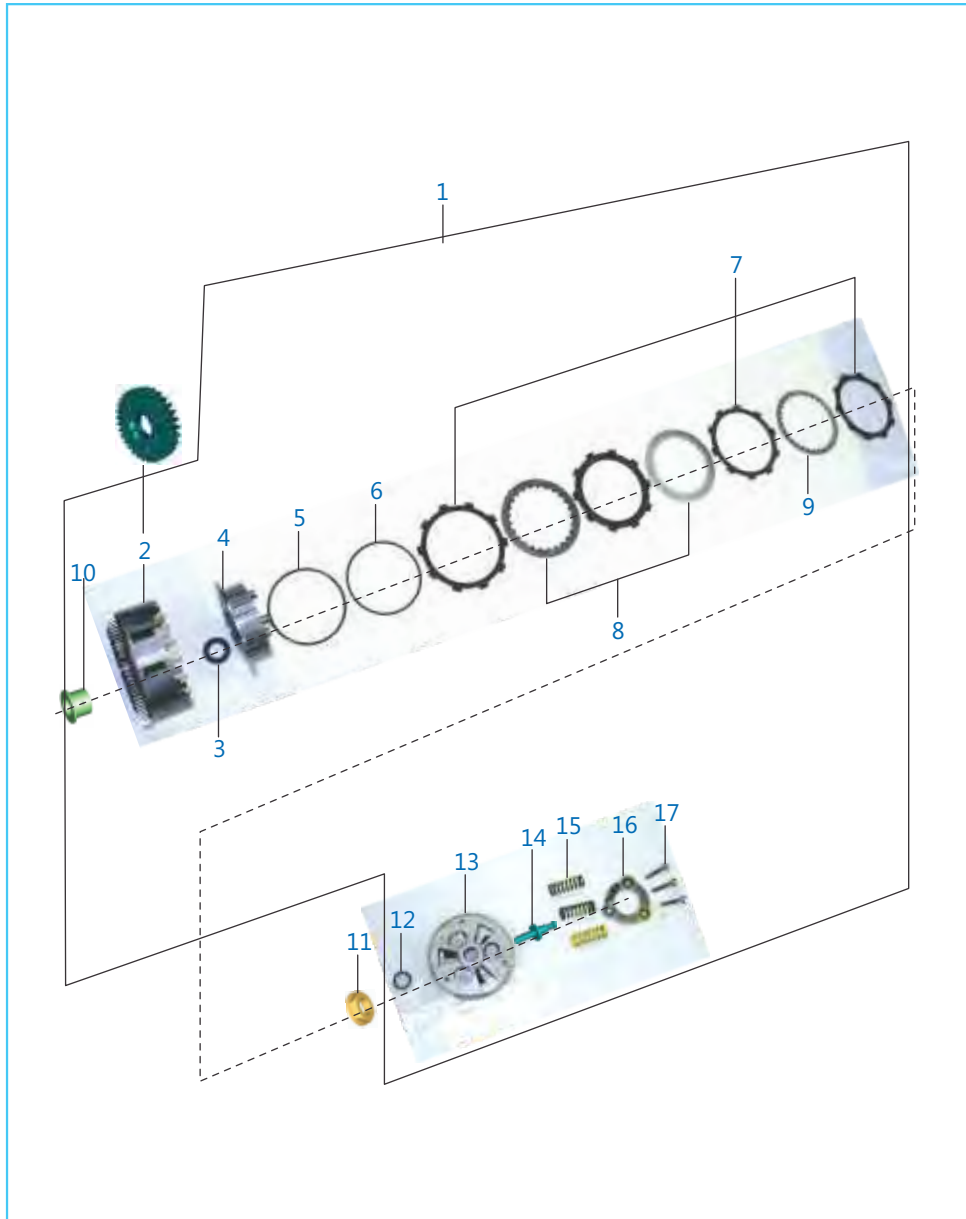
No.	Part No	Description	Qty	Remarks
1	JF 6012 01	Assembly Radiator	1	
2	JF 6012 05	Radiator Core	1	
3	JG 6012 35	Pressure Cap Radiator	1	
4	JL 6012 16	Rubber Damper Radiator Mtg	4	
5	39 2704 11	Washer	4	
6	39 2711 15	Nut Flange M6	4	
7	JG 6012 37	Fan Radiator	1	
8	JY 6012 41	Flange Nut	3	
9	JG 6010 14	Thermostat Assembly External G2	1	
10	JF 6012 03	Hose Radiator to Thermostat	1	
11	JY 6012 15	Hose Coolant	1	
12	DT 6012 18	Hose Coolant (Therm to T pipe)	1	
13	DT 6012 19	Pipe Coolant T Assembly	1	
14	JF 6012 02	Hose Radiator to Pipe T	1	
15	JG 6012 09	Clamp Radiator Pipe Dia 24	2	
16	JG 6012 10	Clamp Radiator Pipe Dia 28	3	
17	JG 6010 16	Clamp Radiator Pipe Dia 26	3	
18	LJ A000 05	Pipe Coolant T O Ring	1	
19	LA E000 49	Bolt Flange M6	2	
20	JL 6012 35	Expansion Tank Assembly	1	
21	JG 6012 11	Cap Expansion Tank	1	
22	JG 6012 30	Expansion Tank O Ring	1	
23	JG 6012 13	Tube Drain Expansion Tank	1	
24	JG 1710 29	Spring Band Clip 10 MM	3	
25	JL 6012 13	Hose Expansion Tank	1	
26	JL 6012 15	Clamp Expansion Tank	1	
27	JF 1812 62	Shroud Mtg Bkt RH	1	
28	KA EW06 16	Bolt Flange Small	2	
29	JF 1138 48	Bracket Radiator LH	1	
30	JF 1138 49	Bracket Radiator RH	1	



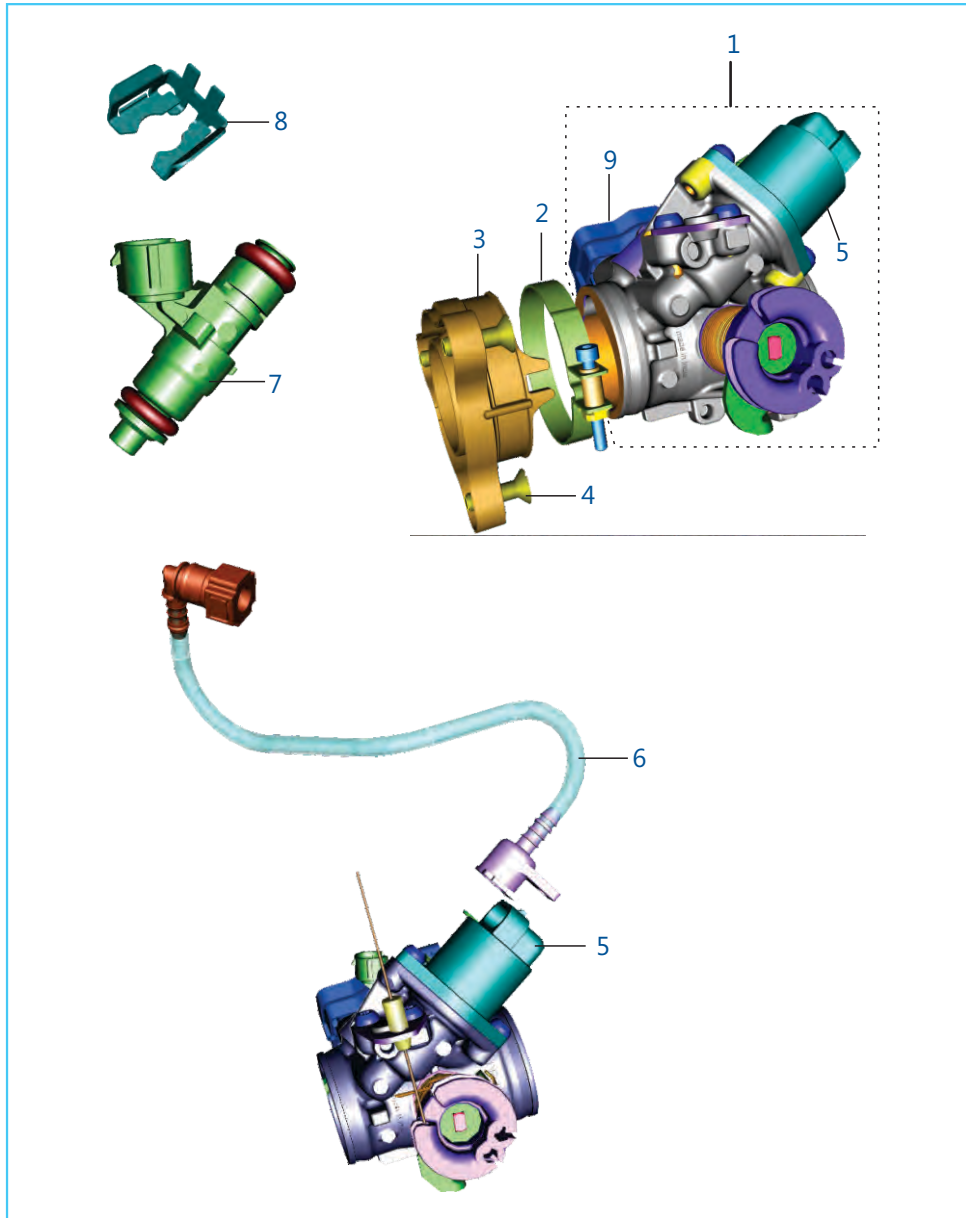
No.	Part No	Description	Qty	Remarks
1	52 JF12 24	Assembly Clutch Cover (Speckled Blk)	1	
2	JG 5412 30	Cap Oil Filling	1	
3	39 1537 21	O Ring	1	
4	JF 5412 04	Bracket Clutch Cable	1	
5	JY 5412 25	Gasket Clutch Cover	1	
6	JG 5410 21	Oil Nozzle	2	
7	39 2016 19	Seal- Oil	1	
8	JY 5412 20	Plate Oil Seal	1	
9	AA 1014 37	Bolt Flanged Small	2	
10	KA EW06 35	Bolt Flange	11	
11	JL 5412 27	Window Oil Guage	1	
12	DS 1012 15	Wire Circlip	1	
13	JF 2332 19	Decal Cover Clutch	1	
13a	JF 2332 35	Decal Ring Cover Clutch	1	
14	39 1990 20	Bearing Needle	1	
15	39 1041 19	Seal - Oil	1	
16	LD B000 20	Washer	1	
17	JF 5412 10	Spring Clutch Lever	1	
18	JF 5412 08	Shaft Clutch Release Assembly	1	



No.	Part No	Description	Qty	Remarks
1	52 JF12 25	Magneto Cover Assembly	1	
2	JG 5412 32	Cap TDC Finder	1	
3	30 1011 95	O Ring	1	
4	JF 2332 18	Decal Cover Magneto	1	
4a	JF 2332 34	Decal Ring Cover Magneto	1	
5	KA EW06 35	Bolt Flanged Small	12	
6	DT 5412 02	Cover LH RR	1	
7	KA EW06 50	Bolt Flanged Small	3	
8	JY 5412 76	Gasket Magneto cover	1	



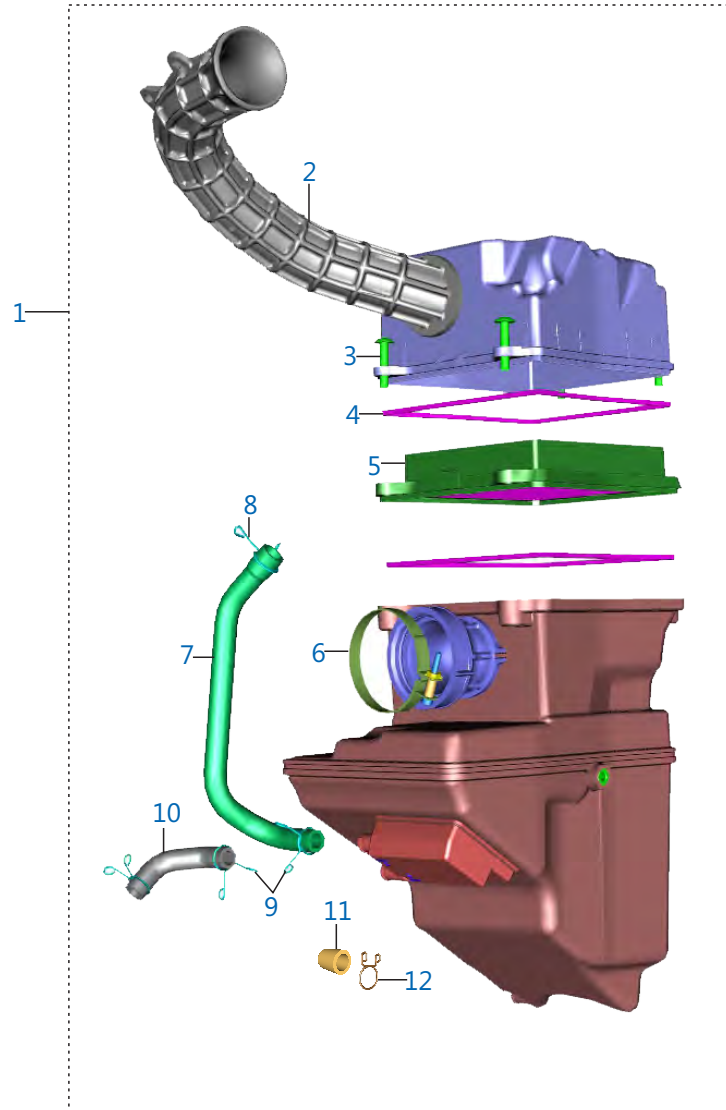
No.	Part No	Description	Qty	Remarks
1	JF 5514 19	Clutch Assembly	1	Refer Kit List
2	36 JF00 54	Kit Primary Drive & Driven	1	
3	JY 5514 03	Washer Clutch	1	
4	JY 5514 35	Clutch Center	1	
5	JY 5514 42	Spring Seat Judder	1	
6	JY 5514 41	Spring Judder	1	
7	36 JF01 95	Kit Friction Plate	1	
8	JY 5514 36	Pressure Plate - A	5	
9	JY 5514 37	Pressure Plate - B	1	
10	JY 5514 01	Bush Collared	1	
11	LC G000 09	Nut Hex Flanged - M16 x 1.5	1	
12	LP A000 04	Thrust Bearing	1	
13	JY 5514 38	Plate Clutch Pressure	1	
14	JY 5514 04	Rod Pull	1	
15	JY 5514 39	Spring Clutch	3	
16	JY 5514 43	Plate Stopper	1	
17	LA D001 66	Bolt Flanged - M6 x 35	3	



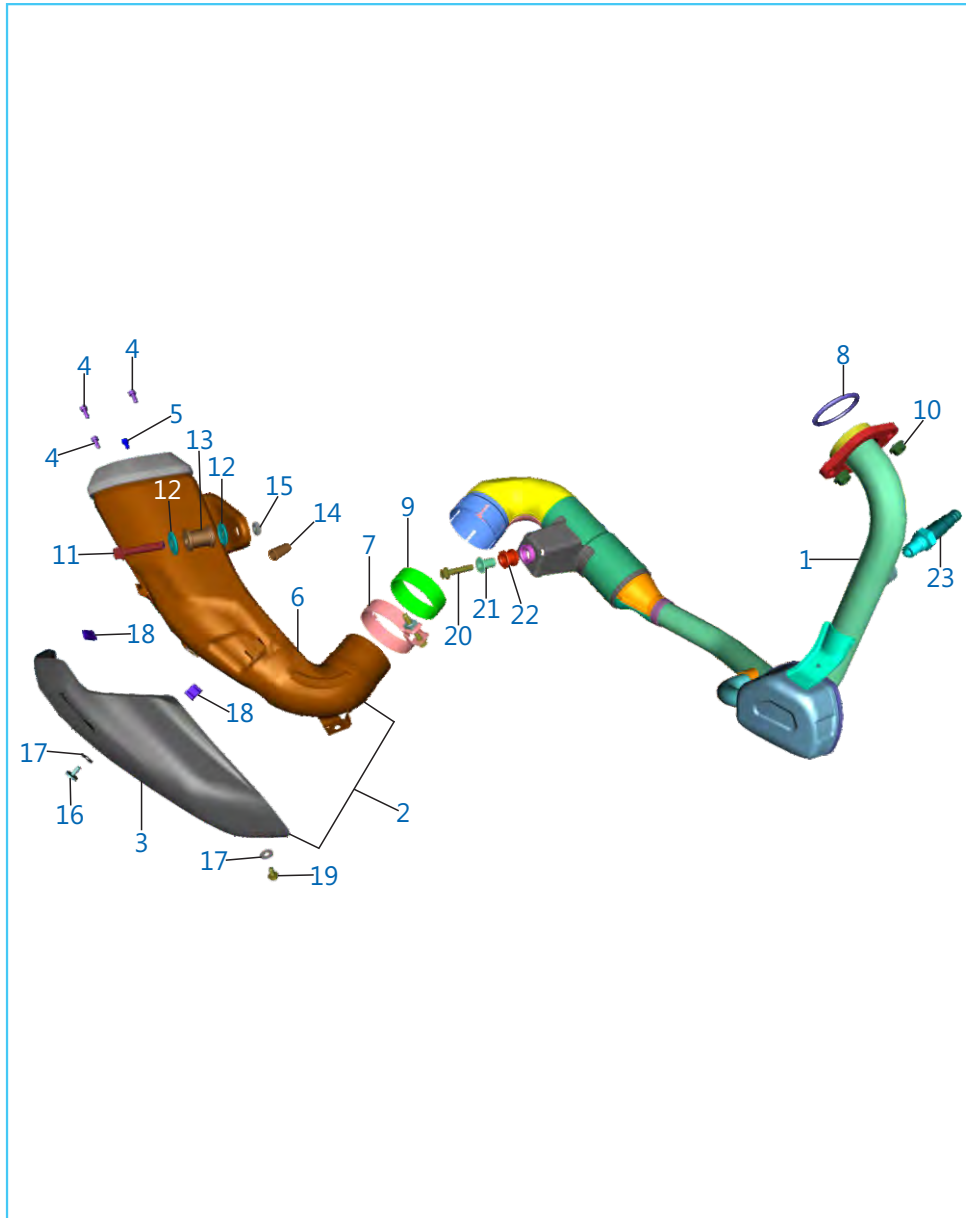
Throttle Body

18

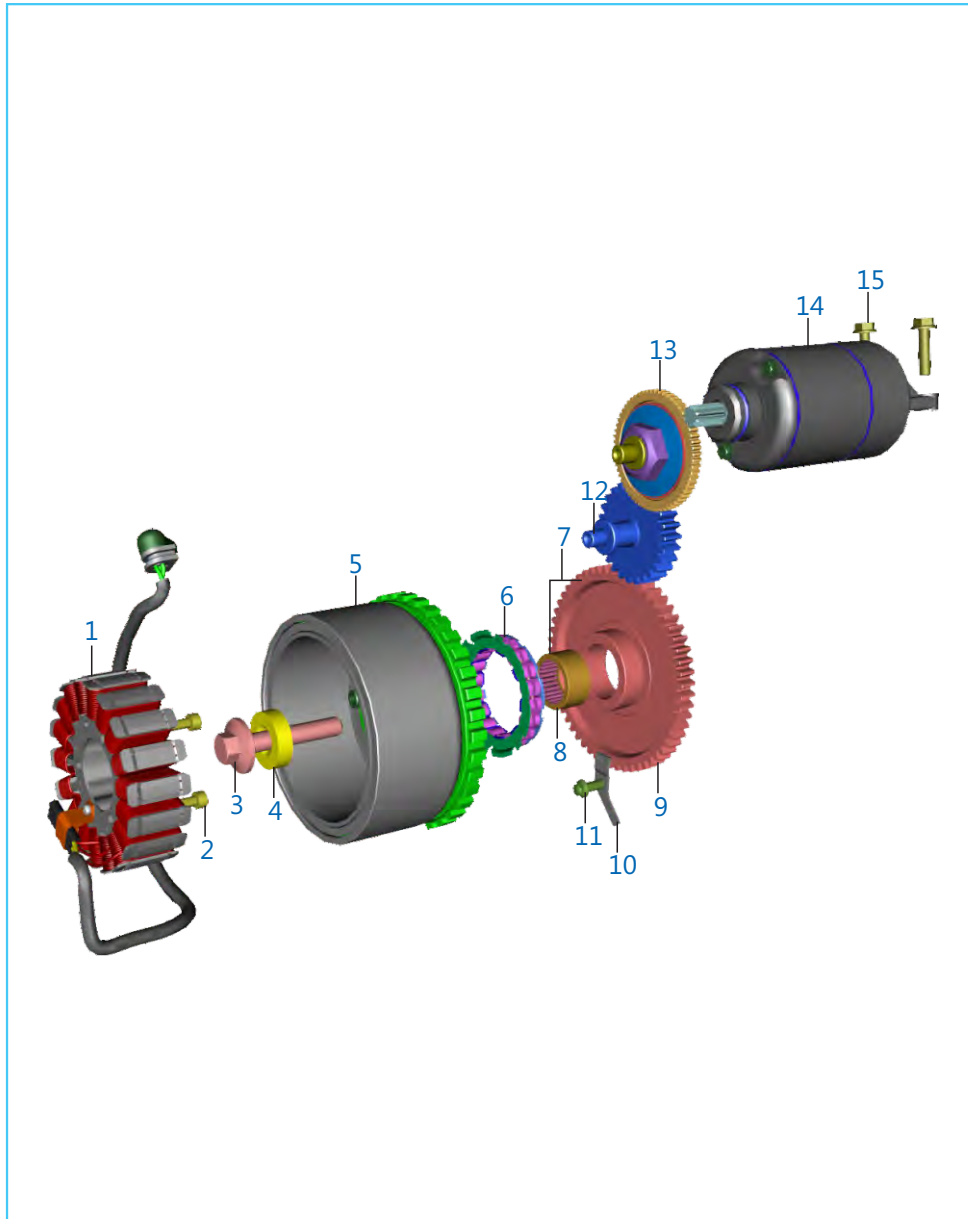
No.	Part No	Description	Qty	Remarks
1	JF 6112 03	Assembly Throttle Body	1	EVAP
	JF 6112 02	Assembly Throttle Body	1	Non EVAP
2	JY 5814 05	Clamp Intake Pipe	1	
3	DT 5814 01	Pipe Intake	1	
4	LB C000 03	Screw CSK Cross	3	
5	JG 6112 06	Motor Stepper	1	
6	JF 6112 01	Cap Injector with Assembly QC	1	
7	JY 6110 00	Fuel Injector	1	
8	JG 6110 06	Injector Clip	1	
9	JG 3518 05	Sensor T Map	1	



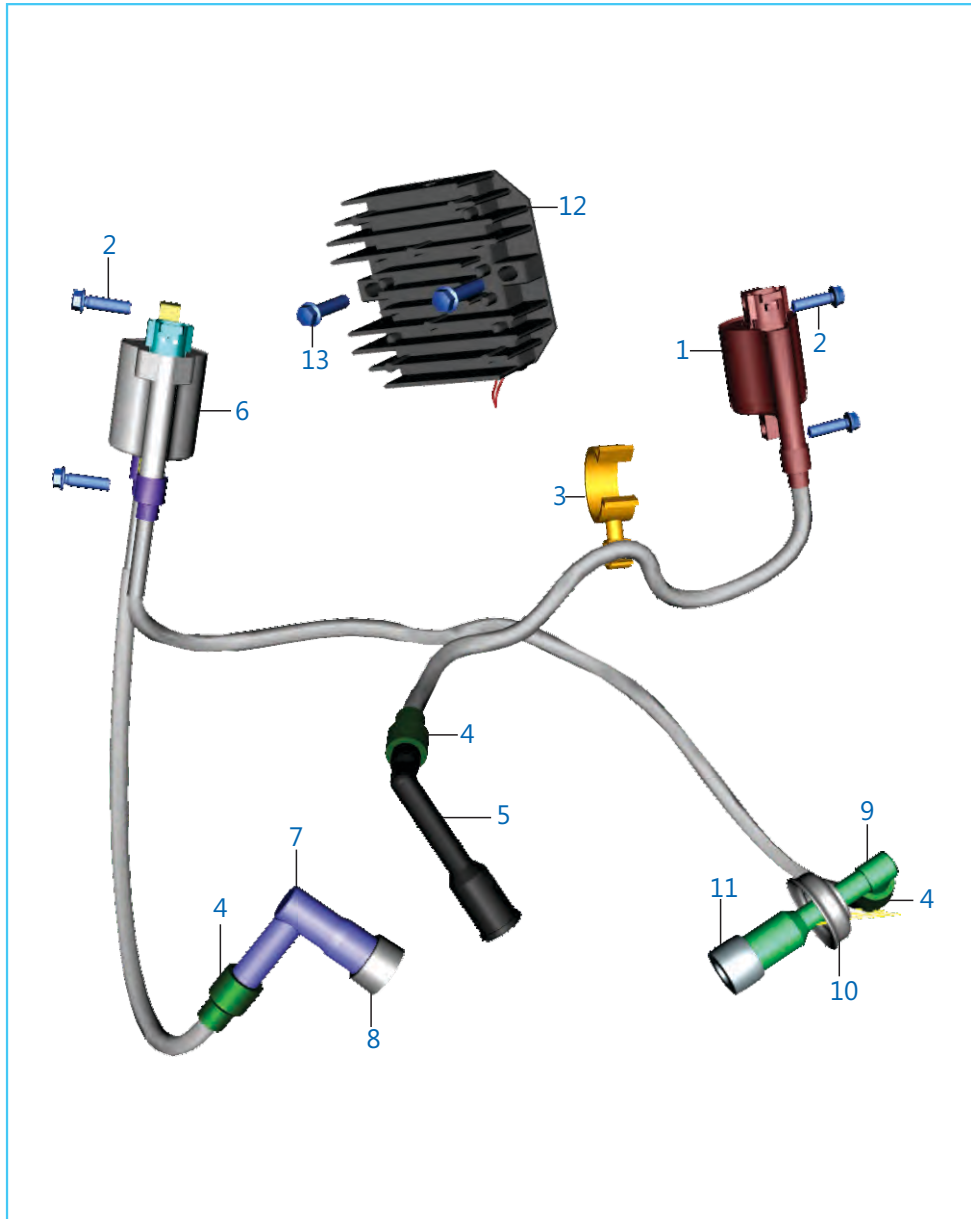
No.	Part No	Description	Qty	Remarks
1	JF 5810 29	Filter Assembly Air	1	
2	JF 5810 22	Entry Duct	1	
3	KB UA06 30	Screw Truss	4	
4	DT 5810 28	Seal Top Cover	2	
5	DT 5810 62	Filter Element	1	
6	JY 5814 05	Clamp Intake Pipe	1	
7	JF 5810 30	Tube Assembly Breather	1	
8	JY 5810 16	Clamp	1	
9	JY 5810 28	Clamp	3	
10	DT 5810 74	Breather Oil Return Tube	1	
11	JP 5810 18	Tube Drain	1	
12	JG 5810 56	Clamp (Breather Tube)	1	



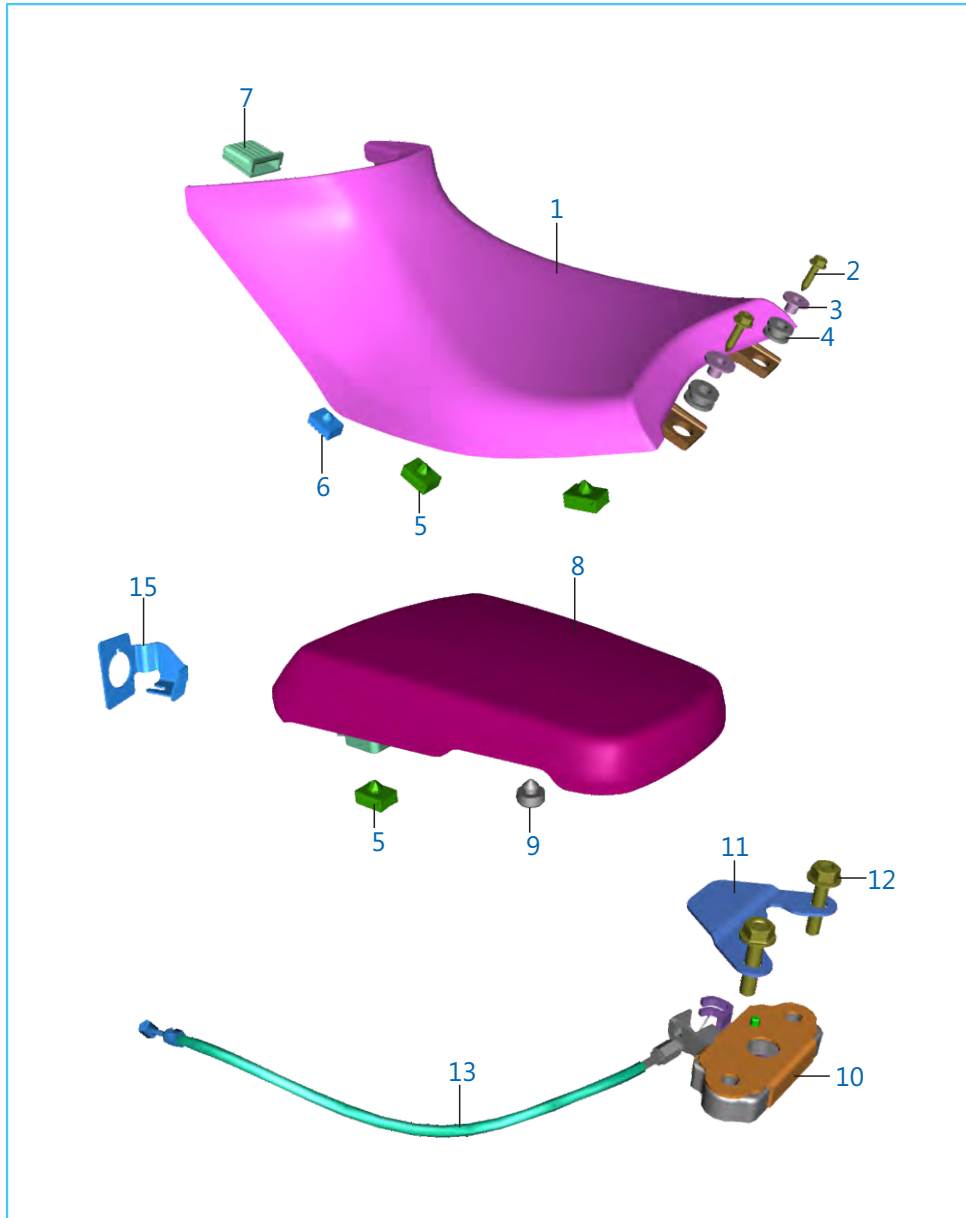
No.	Part No	Description	Qty	Remarks
1	JF 5912 13	Pipe Assembly Complete	1	
2	JF 5910 99	Assembly Muffler	1	
3	JF 5912 22	Shield Muffler	1	
4	KA CH06 14	Bolt Socket M6	3	
5	KA CH06 10	Bolt Socket M6	1	
6	JF 5911 82	Muffler Assembly W/O Shield	1	
7	JP 5910 12	Clamp	1	
8	JG 5910 70	Gasket	1	
9	JP 5910 42	Gasket Muffler Primary	1	
10	LC G000 24	Nut hex Flanged - M8	2	
11	KA DW10 50	Bolt Flanged - M10	1	
12	JF 1510 47	Washer Cup	2	
13	DH 1611 55	Damper Silencer	1	
14	DH 1611 57	Tube Silencer Mounting	1	
15	DD 1610 71	U - Nut M10	1	
16	LA C000 99	Bolt Socket - M6	1	
17	LD B000 68	Washer Plain	2	
18	JY 5913 03	Grommet Shield Muffler	2	
19	KA DA06 12	Bolt Flanged	1	
20	KA DD08 40	Bolt Flanged	1	
21	DT 5913 05	Sleeve Bottom	1	
22	JG 5911 00	Damper Silencer Mounting	1	
23	JG 5110 10	O2 Sensor	1	



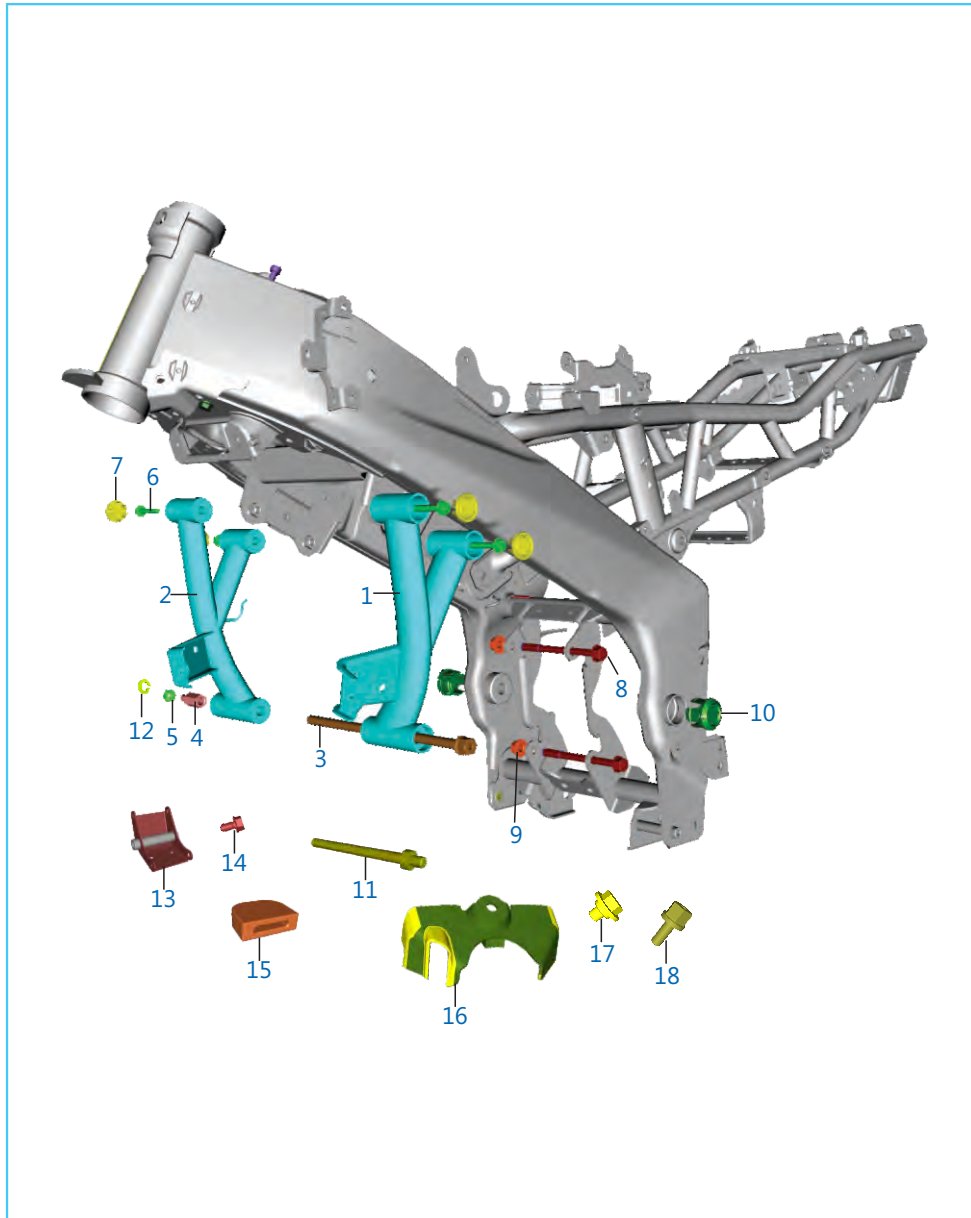
No.	Part No	Description	Qty	Remarks
1	JF 3510 16	Stator Assembly	1	
2	DK 1012 84	Hex Socket Head Screw	3	
3	LA D001 24	Bolt Flange	1	
4	LD B000 41	Washer Plain	1	
5	JF 3510 13	Rotor Assly with Clutch Assembly	1	
6	JY 5514 02	Clutch One Way Assembly	1	
7	JY 6214 11	Assembly Gear Starter Clutch	1	
8	BF 6214 02	Needle Bearing	1	
9	JY 5512 21	Gear Starter Clutch	1	
10	JY 5410 40	Retainer Gear Starter	1	
11	LA E000 42	Bolt Flange	1	
12	JY 5512 25	Gear Starter Counter 2	1	
13	JY 5512 26	Gear Starter Counter 1 Assembly	1	
14	JF 3516 00	Starter Motor	1	
15	KA DQ06 25	Bolt Flange	2	
16	JF 4022 34	Magneto Pigtail to RR	1	N.I.
17	JF 3510 14	Body Starter Clutch	1	N.I.



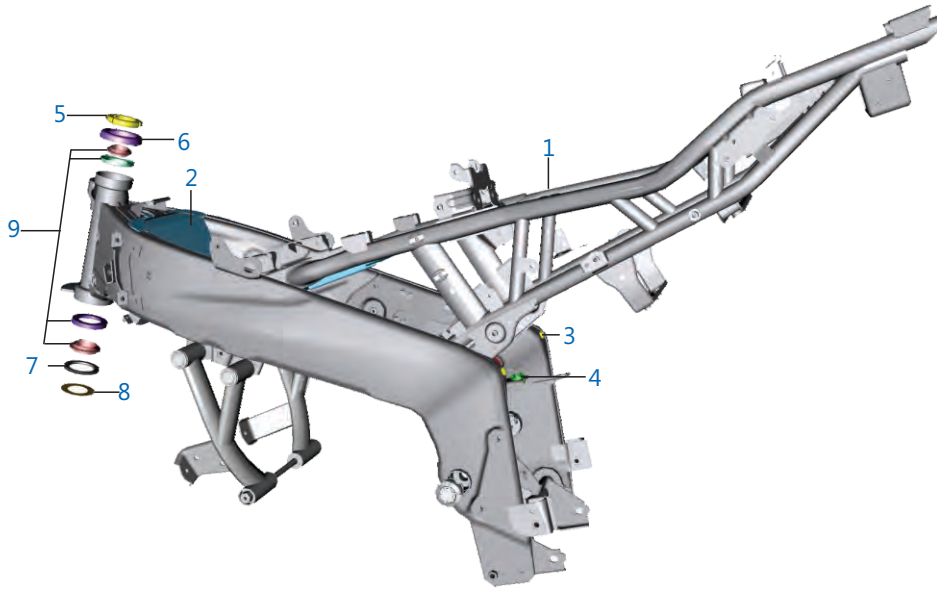
No.	Part No	Description	Qty	Remarks
1	DT 3512 02	Coil Ht1 With Cap	1	
2	KA ED06 20	Bolt Flange	4	
3	DT 1138 55	Clamp HT Coils	1	
4	DD 1110 12	Grommet HT Cable	3	
5	JD 3512 07	Spark Plug Cap	1	
6	DT 3512 04	Coil Ht2 With Cap	1	
7	JD 3512 07	Spark Plug Cap	1	
8	DD 1110 11	Grommet Spark Plug Cap	1	
9	AN 1110 15	Spark plug Cap	1	
10	DH 1110 16	Grommet Sp. Plug Cap	1	
11	DH 1110 13	Grommet Spark Plug	1	
12	JF 4020 04	Regulator	1	
13	KA ED06 22	Bolt Flange Small	2	



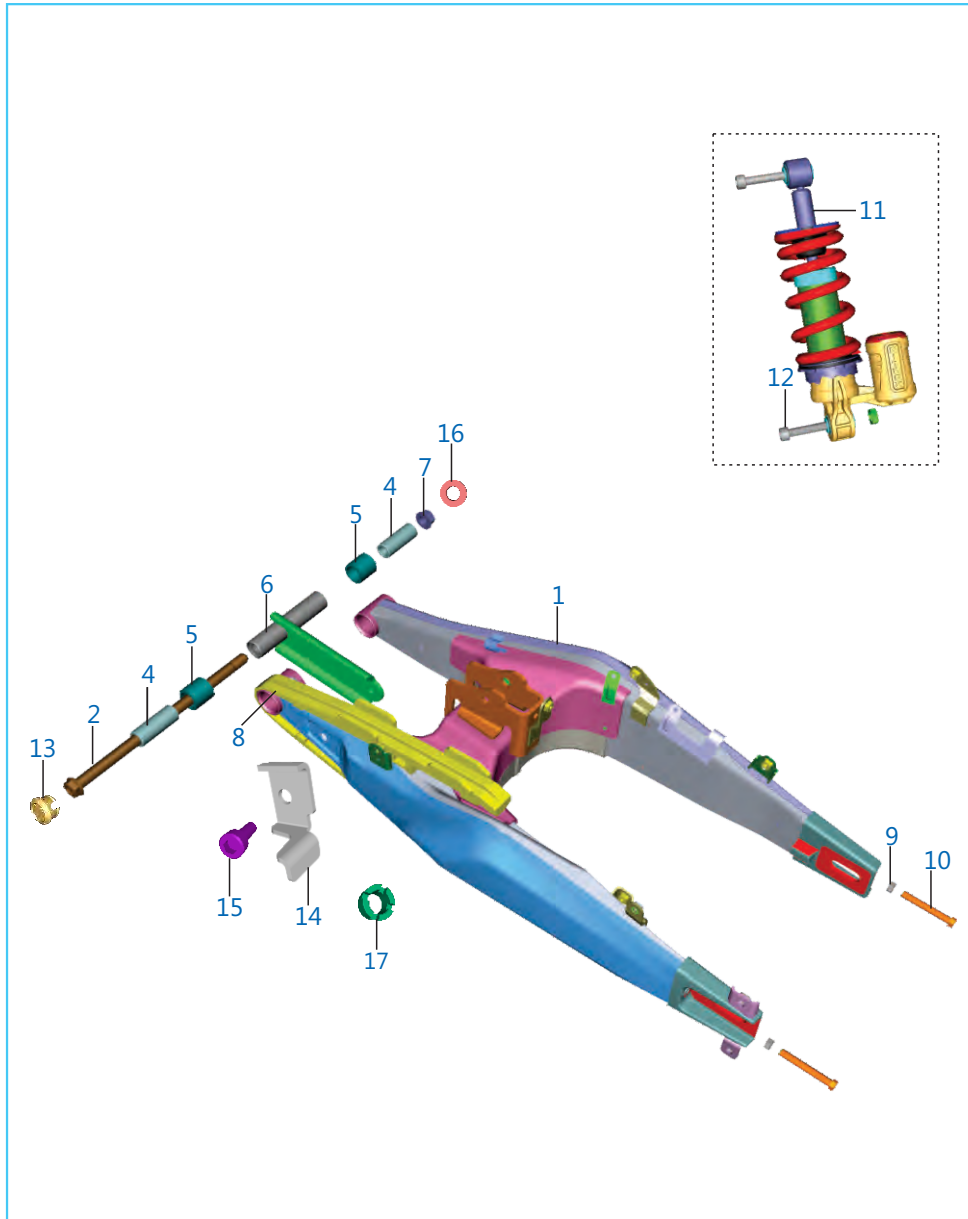
No.	Part No	Description	Qty	Remarks
1	JF 1910 09	Seat Assembly Front	1	
2	LA D001 13	Bolt Flanged	2	
3	JG 1910 08	Collar Seat	2	
4	FD 2110 06	Grommet Seat	2	
5	JL 1910 17	Seat Damper Front	6	
6	JK 1910 05	Damper Seat	2	
7	DK 2110 07	Damper Seat Front	1	
8	JF 1910 12	Seat Assembly Rear	1	
9	JD 1910 06	Damper Round	2	
10	DT 2326 05	Lock Rear Seat	1	
11	JL 2326 04	Cover Seat lock Assembly	1	
12	DD 1610 71	Nut - U :- M10 X 1.25 X Height 6.5	2	
13	JG 2326 06	Seat Lock Cable	1	
14	JF 1138 17	BKT Seat Lock	1	N.I.
15	JG 2326 03	Bracket Seat Lock Barrel	1	



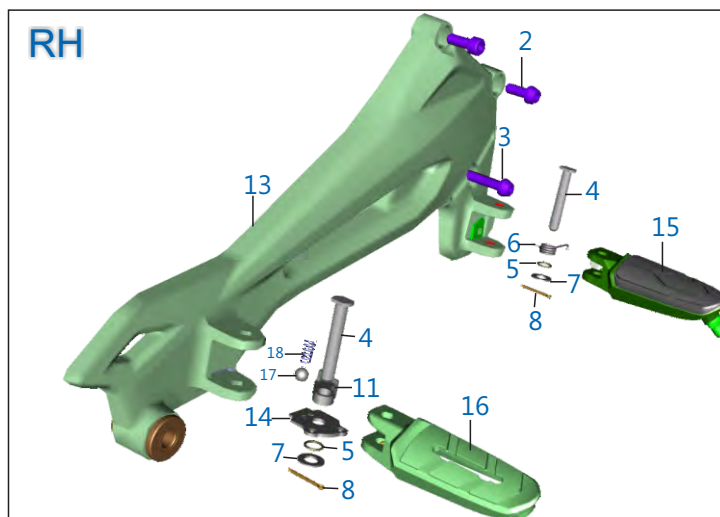
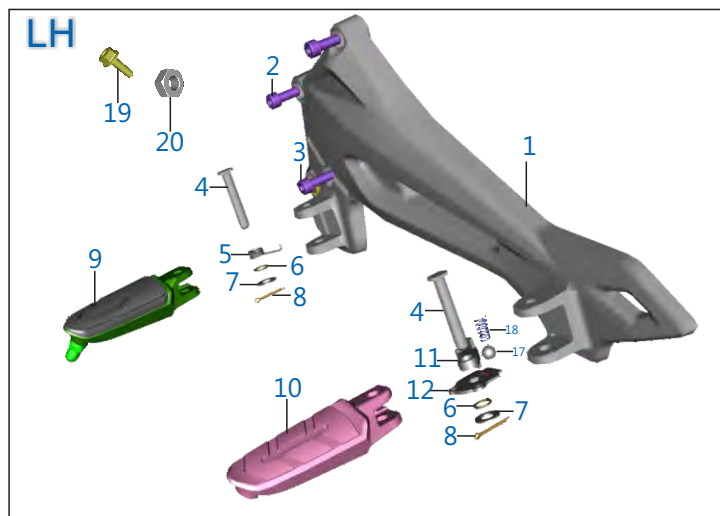
No.	Part No	Description	Qty	Remarks
1	56 DT02 33	Stay Hanger LH-DT113409	1	
2	56 DT03 33	Stay Hanger RH-DT113410	1	
3	LA J000 13	Bolt Stud-m10x1.25xl 224xbright	1	
4	LA A000 51	Bolt	2	
5	LC H000 02	Nut Nyloc	1	
6	KA ED08 20	Bolt Flange	4	
7	JL 1111 03	Cap Tube End	4	
8	KA DW10 B0	Bolt Flange-m10x1.25xl110xbright	2	
9	39 2723 15	Hex Nut	2	
10	DT 1138 48	Cap Swing Arm Pivot	2	
11	LA J000 20	Bolt Stud	1	
12	KD DB10 18	Washer Spring Thin	1	
13	JF 1134 24	Bracket Engine Middle Rear	1	
14	KA DT08 14	Bolt Flange	1	
15	JF 1813 48	Cap	1	
16	JF 1813 46	Cover Frame Front	1	
17	LA E000 54	Bolt Flange	1	
18	LA D001 91	Bolt Flanged	1	



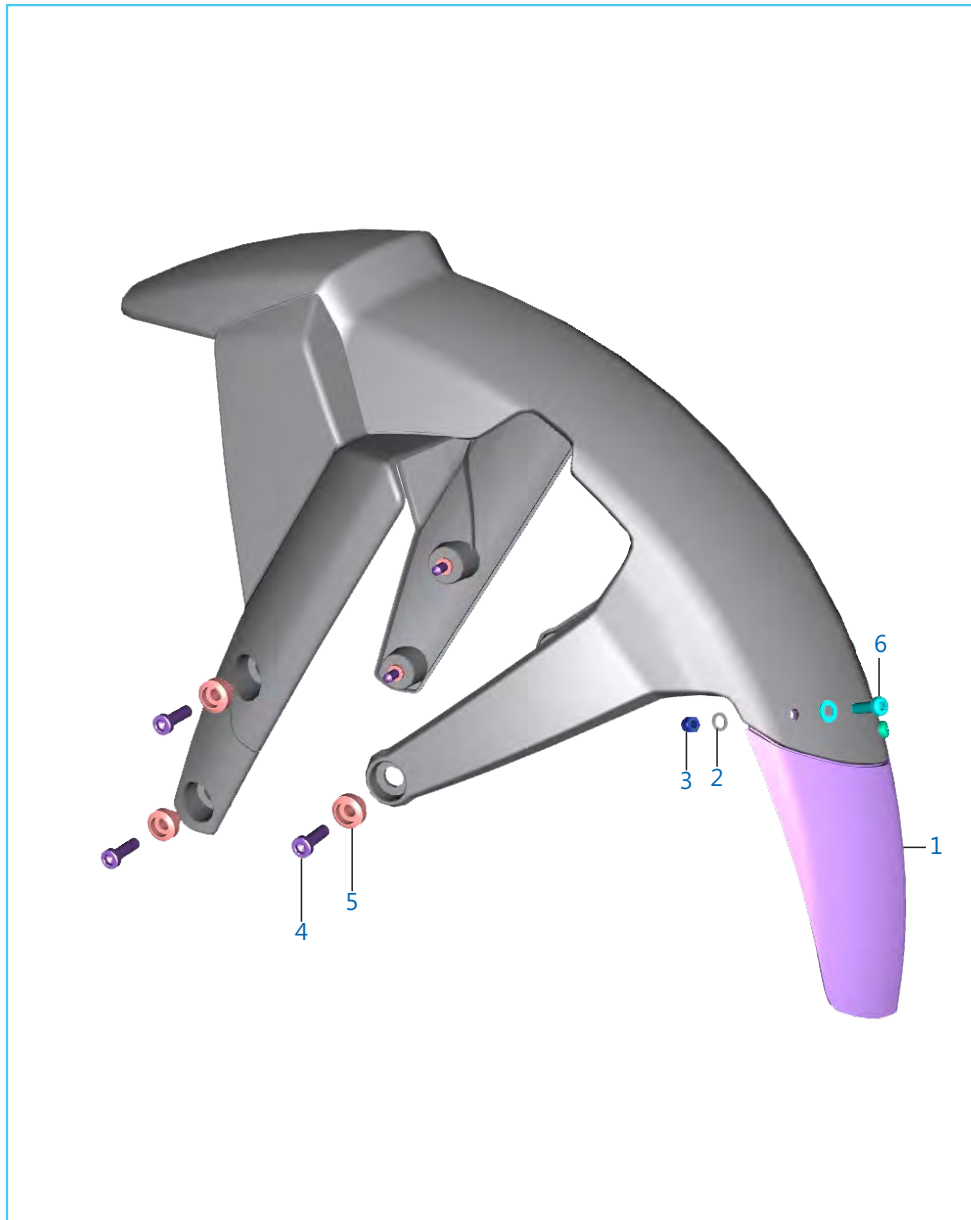
No.	Part No	Description	Qty	Remarks
1	JF 1111 92	Frame Assembly	1	
2	DT 1138 27	Cover Sheath Heat	1	
3	JF 1111 79	Grommet Frame	2	
4	JL 1138 09	Grommet Air Filter Resting	1	
5	DK 1810 75	Nut Steering	1	
6	DK 1810 76	Cup Steering	1	
7	DG 1810 04	Seal Oil	1	
8	DG 1810 03	Washer	1	
9	36 DV00 07	Kit Steering Cone	1	
10	DK 1810 50	Cage Bearing Steering Top	1	N.I.
11	DK 1810 51	Cage Bearing Steering Bottom	1	N.I.



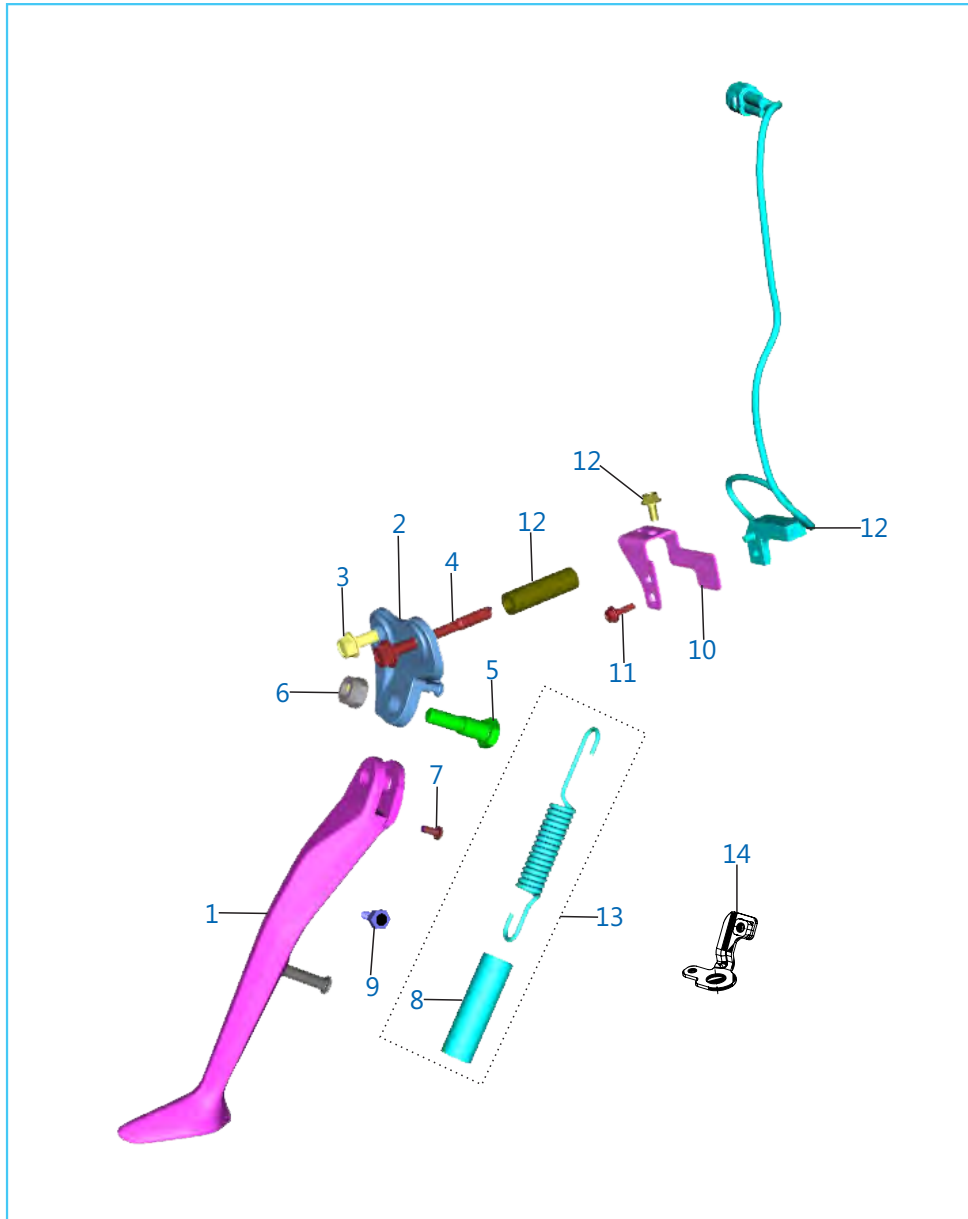
No.	Part No	Description	Qty	Remarks
1	56 DT28 Y9	Swing Arm - Sprint Matte Black	1	
2	LA D001 08	Axle	1	
3	DG 1710 19	Seal Oil	4	N.I
4	DK 1710 06	Sleeve For Swing Arm	2	
5	DG 1710 18	Bearing Needle	2	
6	JF 1220 48	Spacer Swing Arm Central	1	
7	39 1053 15	Nut	1	
8	JF 1220 16	Chain Slider	1	
9	KC AM08 06	Nut Hex Thick	2	
10	JF 1220 15	Stud Chain Adjuster	2	
11	JF 1220 69	Shock Absorber Rear	1	
12	LA C001 05	Bolt Socket	2	
13	DT 1138 48	Cap Swing Arm Pivot	1	N.I.
14	JF 1220 90	Bracket Slider Chain	1	
15	LA C001 15	Bolt Socket	1	
16	JF 1134 23	Washer	1	
17	JF 1134 22	Spacer	1	



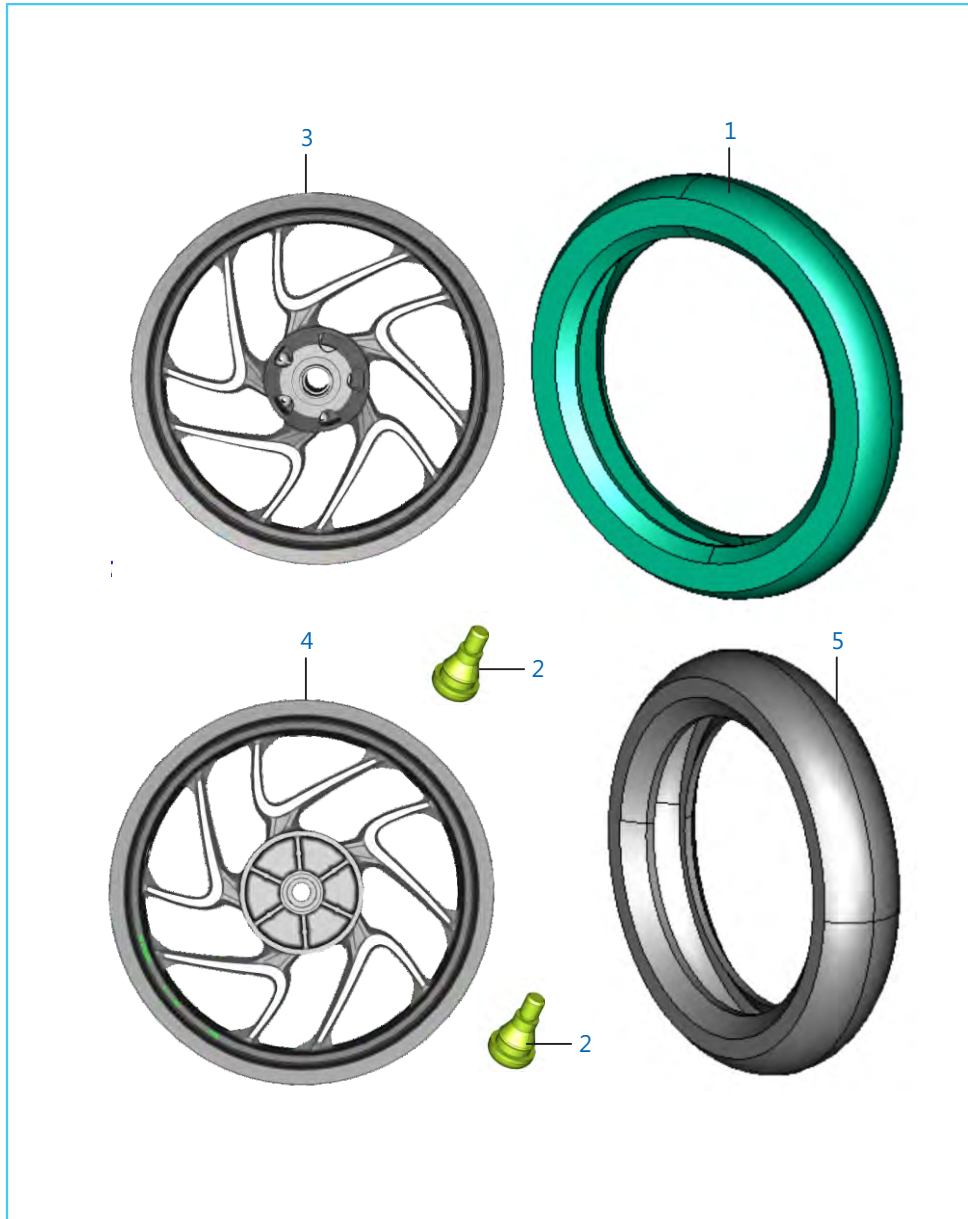
No.	Part No	Description	Qty	Remarks
1	56 JF3X Y9	Step Holder LH (JF113031)	1	
2	KA CA08 20	Bolt Socket	4	
3	LA C000 79	Bolt Socket	2	
4	LH E000 03	Pin Clevis with Hole	4	
5	JF 1130 12	Spring Torsion	2	
6	30 1410 31	Ring O	4	
7	KD AA08 16	Washer	4	
8	KH AA25 20	Pin Cotter	4	
9	56 DT3S Y9	Step Rider LH Sprint Matte Black	1	
10	56 DT4J Y9	Step Pill. Assembly LH Sprint Matt Black	1	
11	JL 1130 36	Rubber Pillion Step	2	
12	DT 1130 14	Lock Plate LH	1	
13	56 JF3Y Y9	Step Holder RH (JF113033)	1	
14	DT 1130 15	Lock Plate RH	1	
15	56 DT3T Y9	Step Rider RH Sprint Matte Black	1	
16	56 DT4K Y9	Step Pill. Assembly RH Sprint Matt Black	1	
17	30 1012 36	Ball - Steel	2	
18	GF 1611 43	Spring :- Pillion Footrest	2	
19	KA DD06 20	Bolt Flange	1	
20	KC AD06 05	Nut Hex Thick	1	



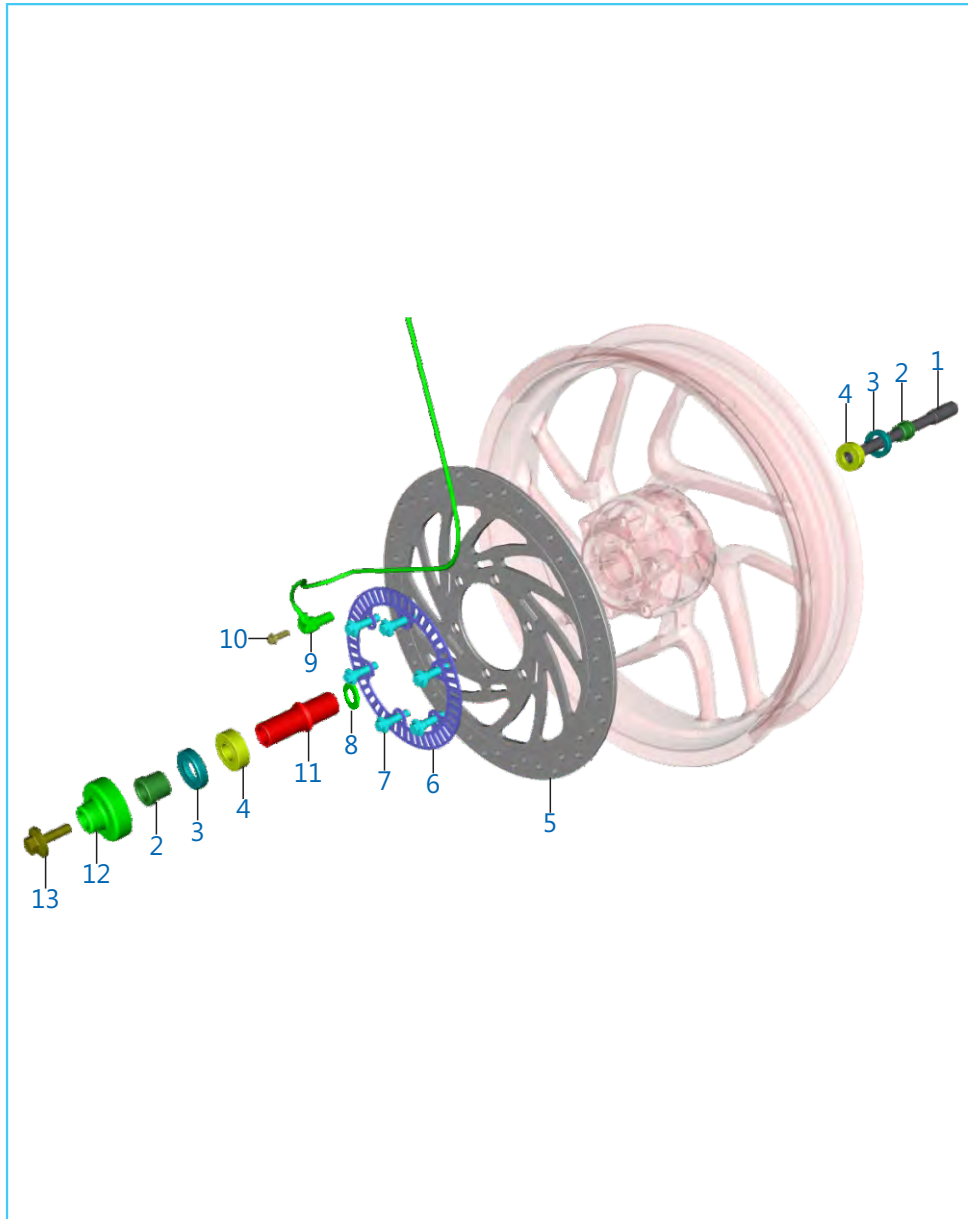
No.	Part No	Description	Qty	Remarks
1	JF 1814 23	Flap Fender Front	1	
2	KD AE05 10	Washer Plain Small	3	
3	39 0326 15	Nut Nyloc	3	
4	LA C000 71	Bolt Socket	6	
5	JF 1814 73	Collar	6	
6	LB B000 15	Screw Pan Cross	3	



No.	Part No	Description	Qty	Remarks
1	JF 1132 12	Stand Assembly Side	1	
2	JF 1132 09	Bracket Stand Side	1	
3	LA D001 84	Bolt Flanged	1	
4	LA D002 00	Bolt Flanged	1	
5	LA D002 31	Bolt Flanged	1	
6	LC H000 01	Nut Nyloc	1	
7	KB AA05 10	Screw Pan	1	
8	JD 1610 06	Sleeve Brake Return Spring	1	
9	AH 4014 08	Holder Magnet	1	
10	JF 1138 55	Bracket Cover Switch Stand Side	1	
11	KA DS05 16	Bolt Flange	1	
12	JF 4014 15	Switch Stand Side	1	
13	JF 1132 10	Spring Tension Cover	1	
14	JF 1132 08	Bracket Holder Magnet	1	



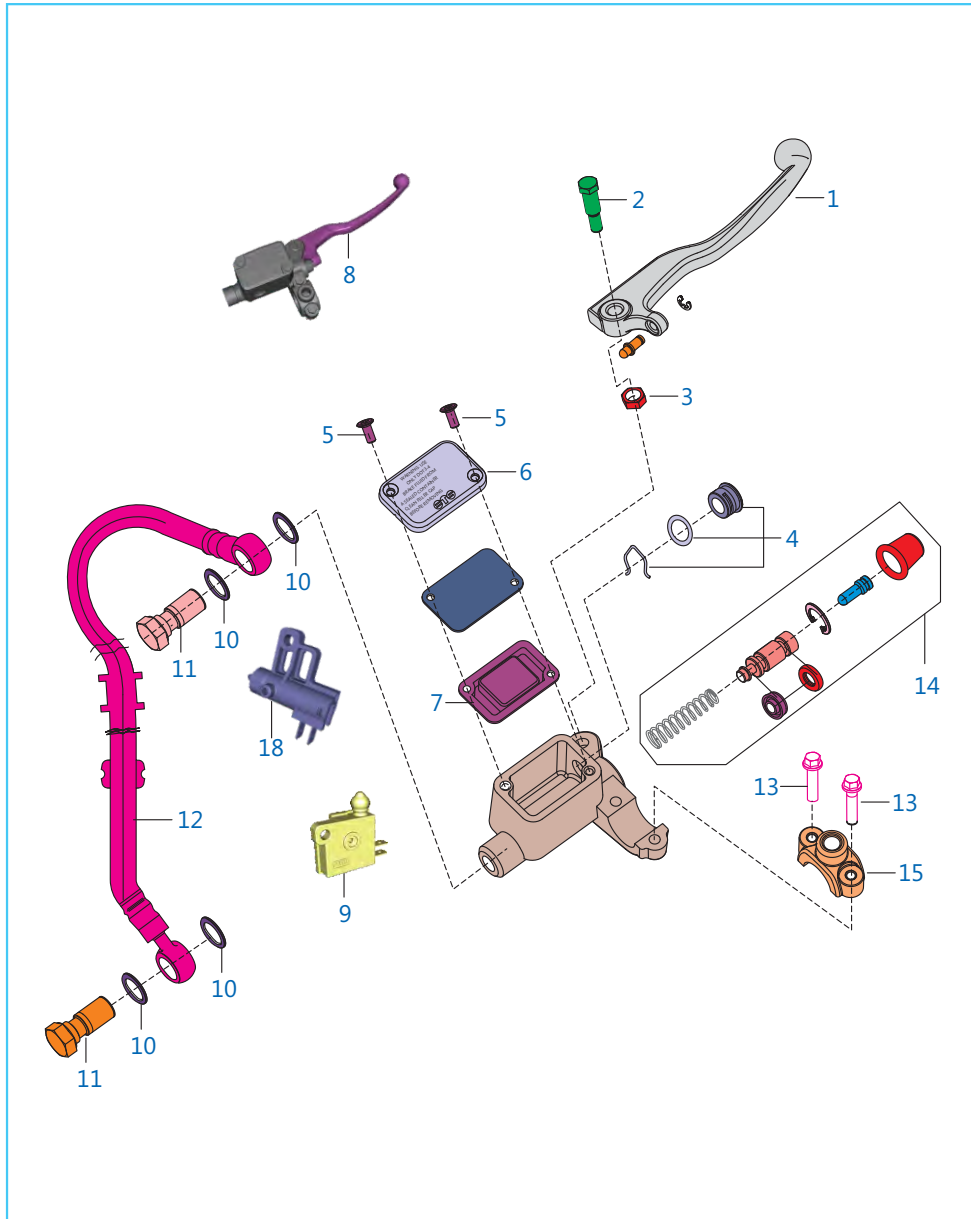
No.	Part No	Description	Qty	Remarks
1	JG 1310 38	Tyre Front MRF VER 7	1	
2	DK 1510 26	Valve Tubeless Tyre	2	
3	56 JF6T 33	Front Wheel(JF131026) - Matt Black	1	
4	56 JF6R 33	Rear Wheel(JF131217) - Matt Black	1	
5	JG 1312 45	Tyre Real MRF VER 7	1	



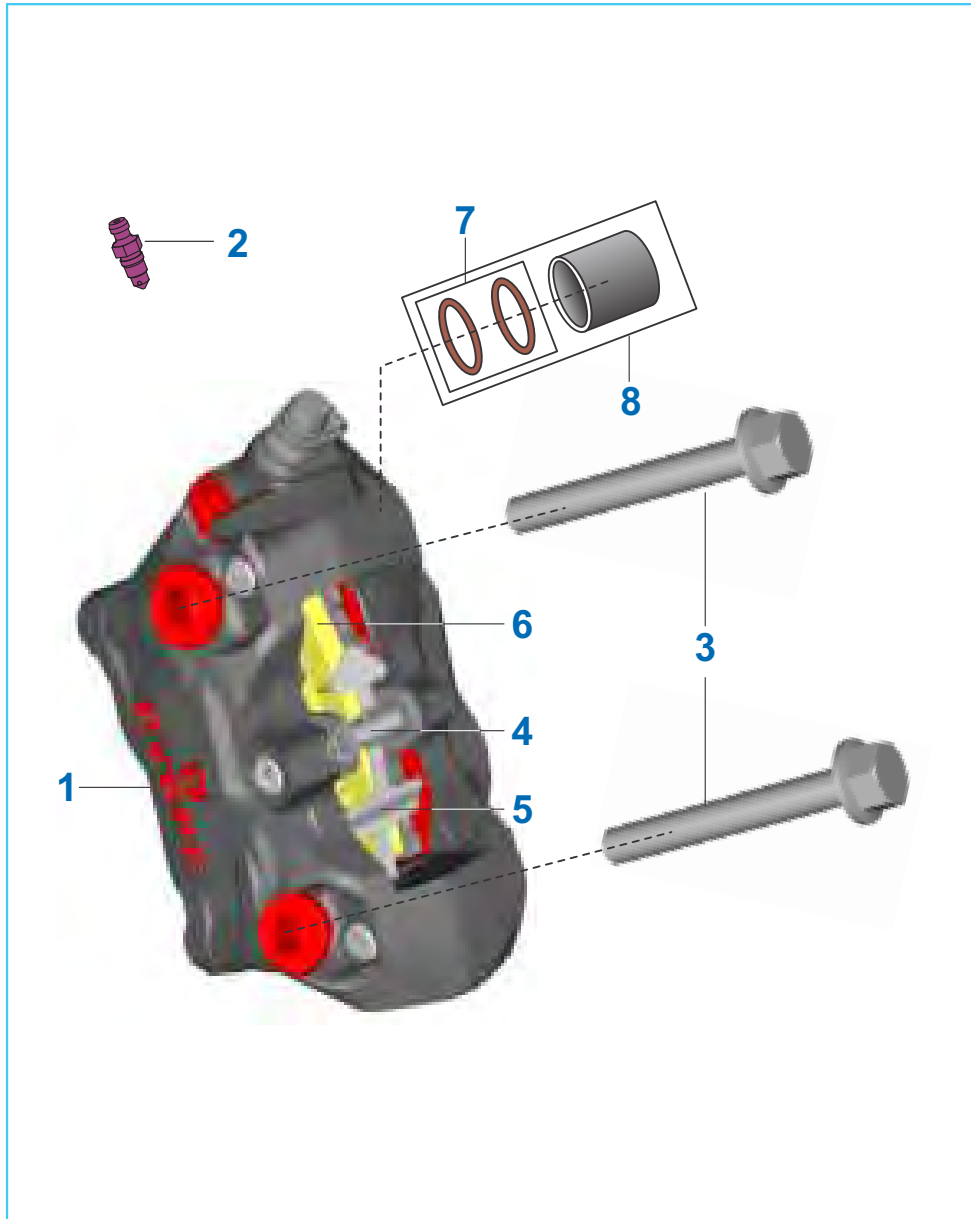
Front Hub

31

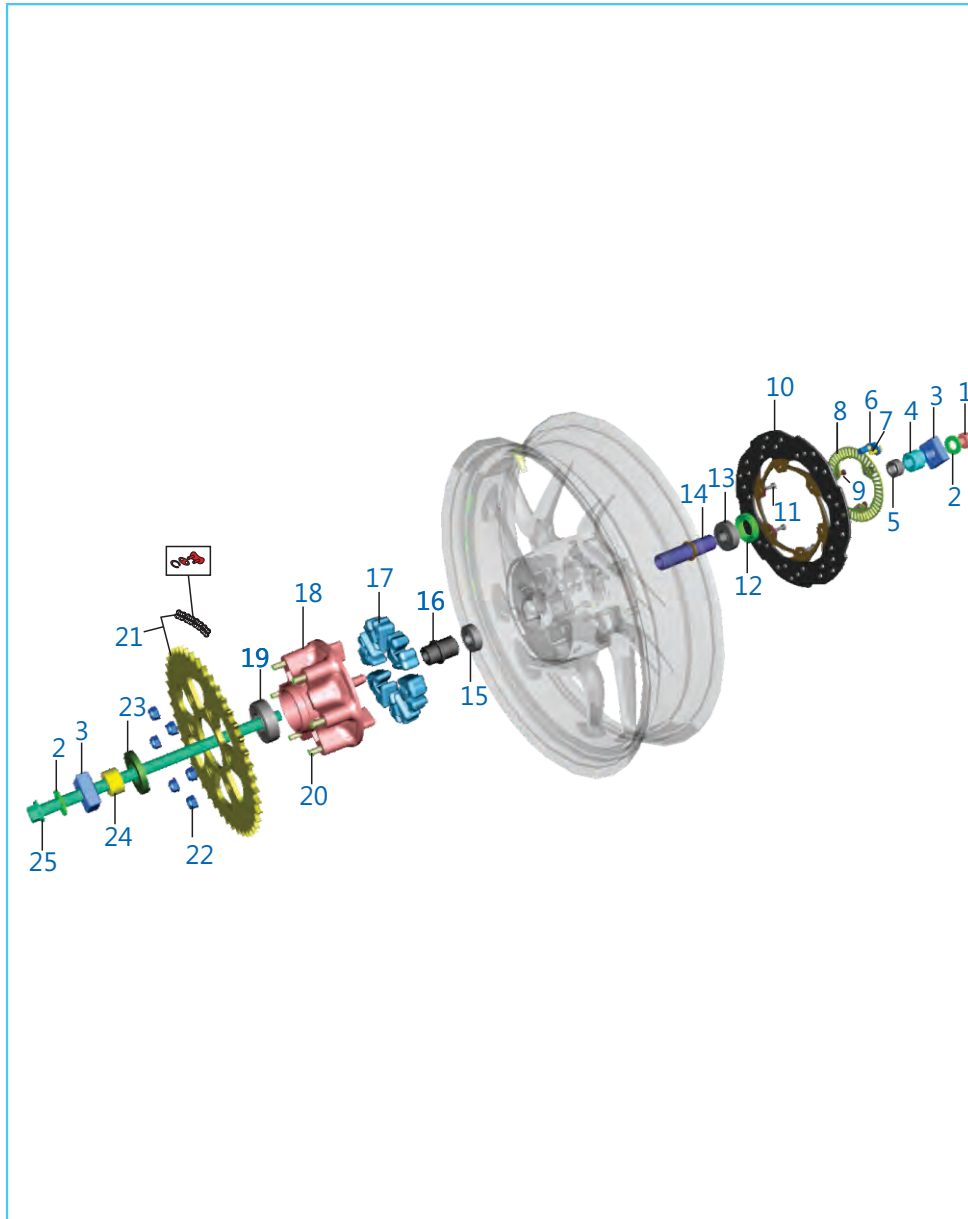
No.	Part No	Description	Qty	Remarks
1	JG 1310 03	Front Axle	1	
2	JG 1310 20	Collar	1	
3	DG 1510 05	Seal Oil	2	
4	KP BC62 02	Bearing Ball	2	
5	JF 1318 76	Disc Brake Dia 320	1	
6	DT 1318 67	Sensor Disc Front	1	
7	JG 1318 02	Disc Mtg Bolt	6	
8	LD B000 57	Washer Plain	1	
9	DT 4024 04	Sensor Speed Wheel	1	
10	LA E000 55	Bolt Flange	1	
11	JG 1310 01	Spacer Assembly FR Wheel	1	
12	DT 1310 17	Collar Assembly Front wheel	1	
13	JG 1310 07	Flange Bolt M8	1	



No.	Part No	Description	Qty	Remarks
1	JG 1610 10	Lever Front Brake	1	
2	DJ 1910 29	Bolt Front Bracket I	1	
3	DJ 1910 30	Nut	1	
4	36 DH19 02	Oil Window Kit	1	
5	DJ 1910 31	Screw	2	
6	DE 1910 29	Cover - Reservoir	1	
7	DE 1910 28	Diaphragm	1	
8	JF 1318 89	Cylinder Master Assembly Front	1	
9	DJ 2011 09	Front Brake Switch	1	
10	DE 1910 10	Washer - Copper	4	
11	DK 1510 69	Bolt - Banjo	2	
12	36 JF00 64	Kit Hose Abs To Fr M Cyl	1	
13	LA D000 37	Bolt Flanged M8X1X50	2	
14	36 DT00 34	Major Kit Master Cyl	1	
15	DE 1910 33	Clamp - Holder : RH	1	
16	36 PD00 38	Minor Kit Master Cyl	1	N.I.
17	36 JF00 82	Kit Push Rod	1	N.I.
18	DJ 2011 09	Switch Brake	1	



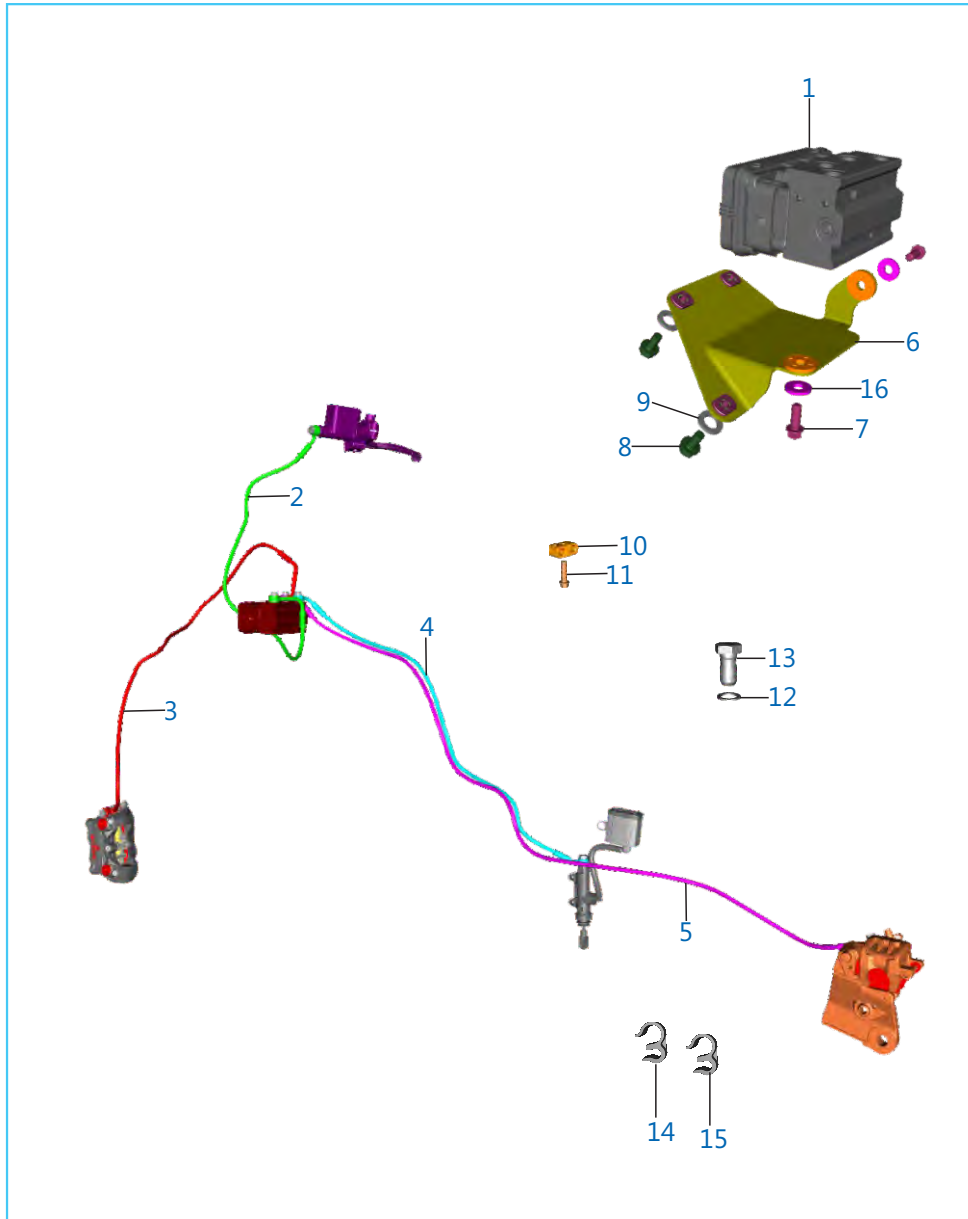
No.	Part No	Description	Qty	Remarks
1	JG 1318 04	Caliper Assembly Brake Front	1	
2	JG 1318 11	Bleeder Screw	1	
3	LA D000 79	Bolt Flanged	1	
4	59 0400 48	Bolt Flange M8x1.25	1	
5	JG 1318 13	Spring	1	
6	36 JG00 17	Kit Brake Pad Front	1	
7	JU 1318 16	Kit Minor Front	1	
8	JU 1318 15	Kit Major Front	1	



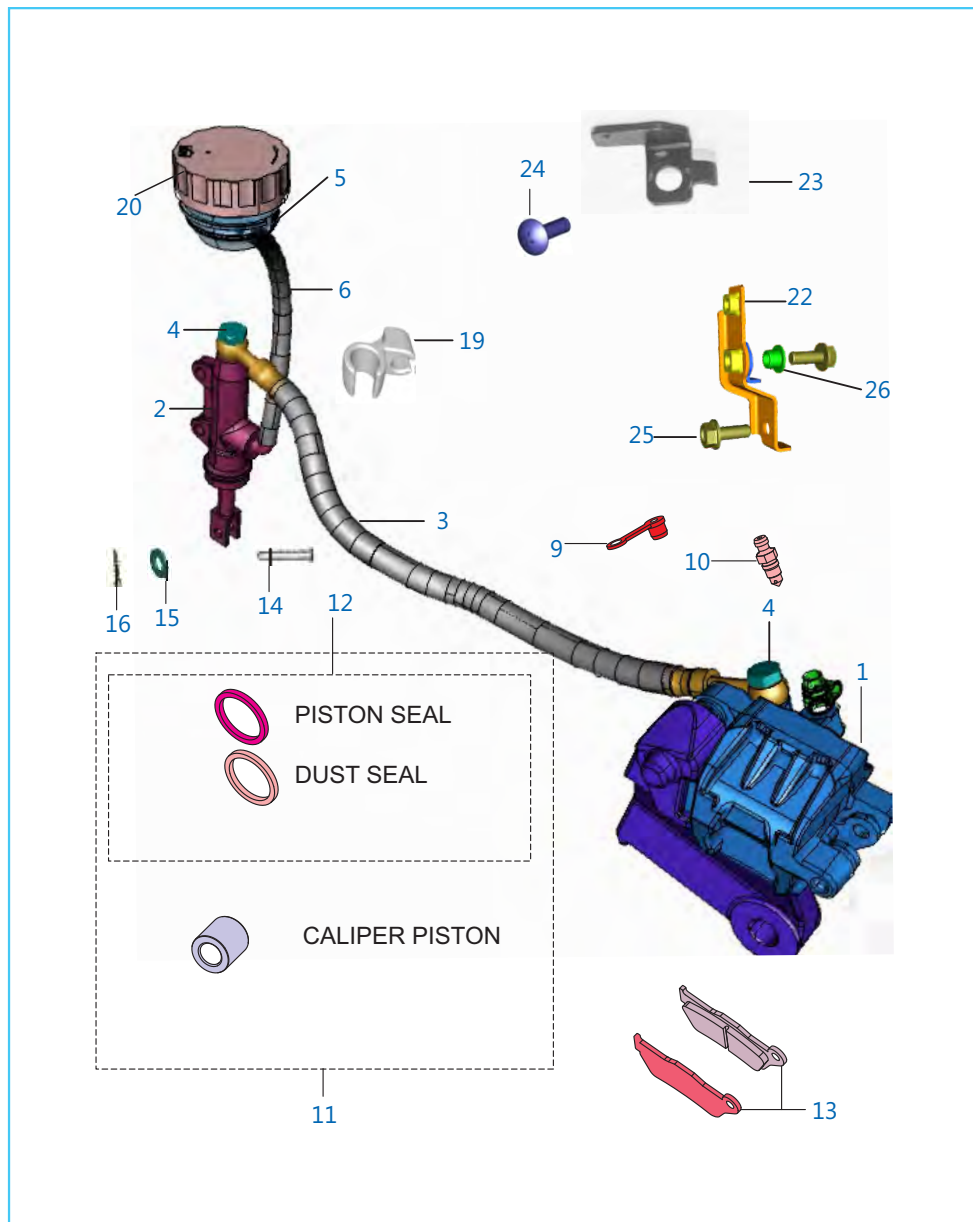
Rear Hub

34

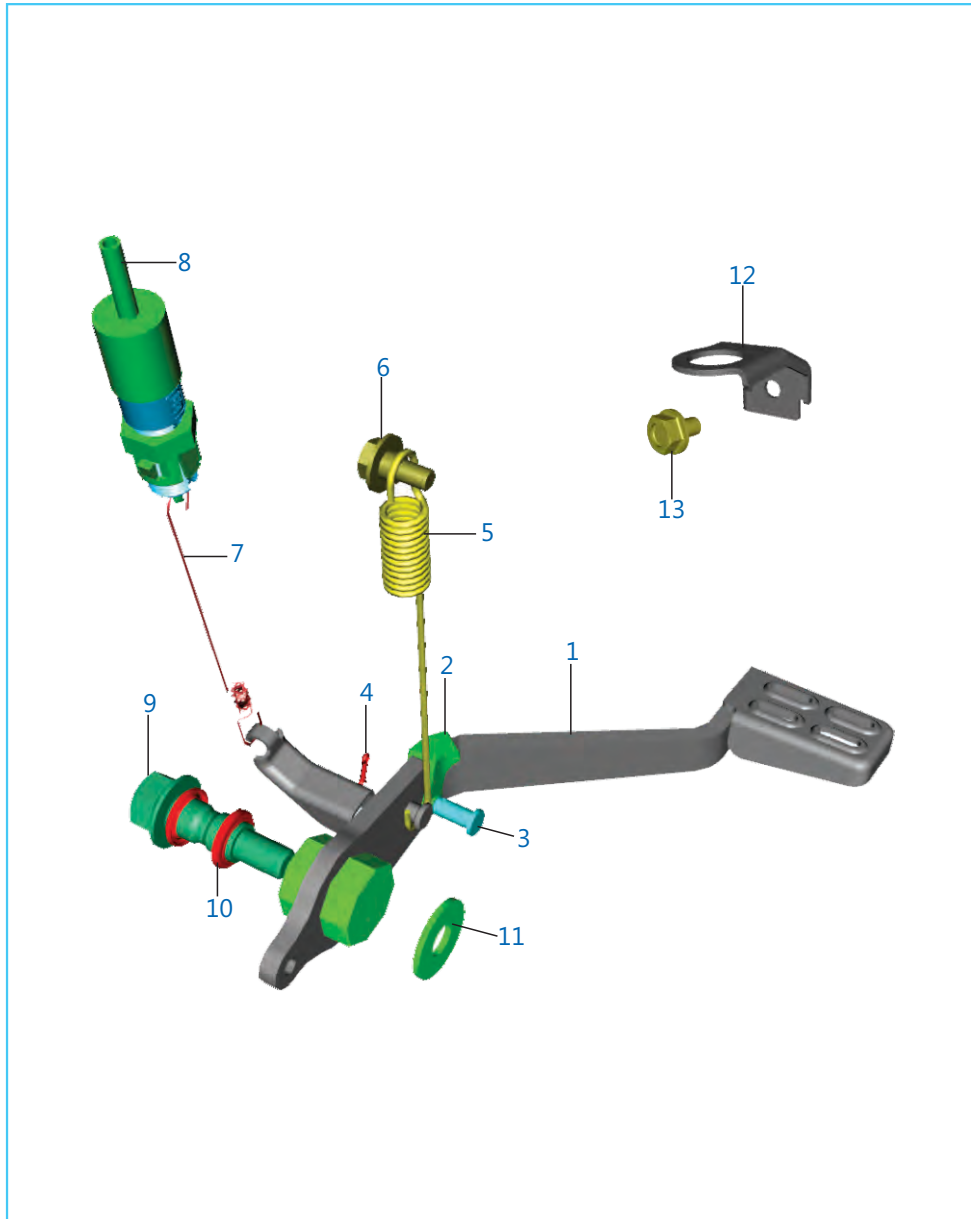
No.	Part No	Description	Qty	Remarks
1	LC J000 05	Nut U	1	
2	LD B000 57	Washer Plain	2	
3	JF 1220 14	Chain Adjuster	2	
4	DK 1510 81	Spacer I	1	
5	DK 1510 82	Spacer II	1	
6	DT 4024 04	Wheel Speed Sensor (ABS)	1	
7	KA EW06 16	Bolt Flanged Small	1	
8	JU 1318 02	Sensor Disc Rear	1	
9	JG 1312 20	Screw for ABS	3	
10	JF 1318 61	Disc Rear	1	
11	39 2038 04	Hex Socket Head Bolt	6	
12	30 1510 82	Seal Oil	1	
13	KP BC63 02	Bearing Ball	1	
14	JL 1312 16	Collar Bearing Assembly	1	
15	KP BC62 02	Bearing Ball	1	
16	DT 1312 10	Sleeve	1	
17	JU 1312 22	Damper 6 Rubber	6	
18	JG 1312 35	Coupling Assembly	1	
19	KP AC62 05	Bearing Ball Ordinary Clearance	1	
20	JG 1312 28	D Bolt	6	
21	36 JF00 56	Kit Chain Sprocket	1	
22	LC L000 04	Nut U Flange	6	
23	DT 1312 14	Seal Oil	1	
24	JL 1312 11	Spacer for Coupling	1	
25	JF 1312 30	Axel Rear	1	



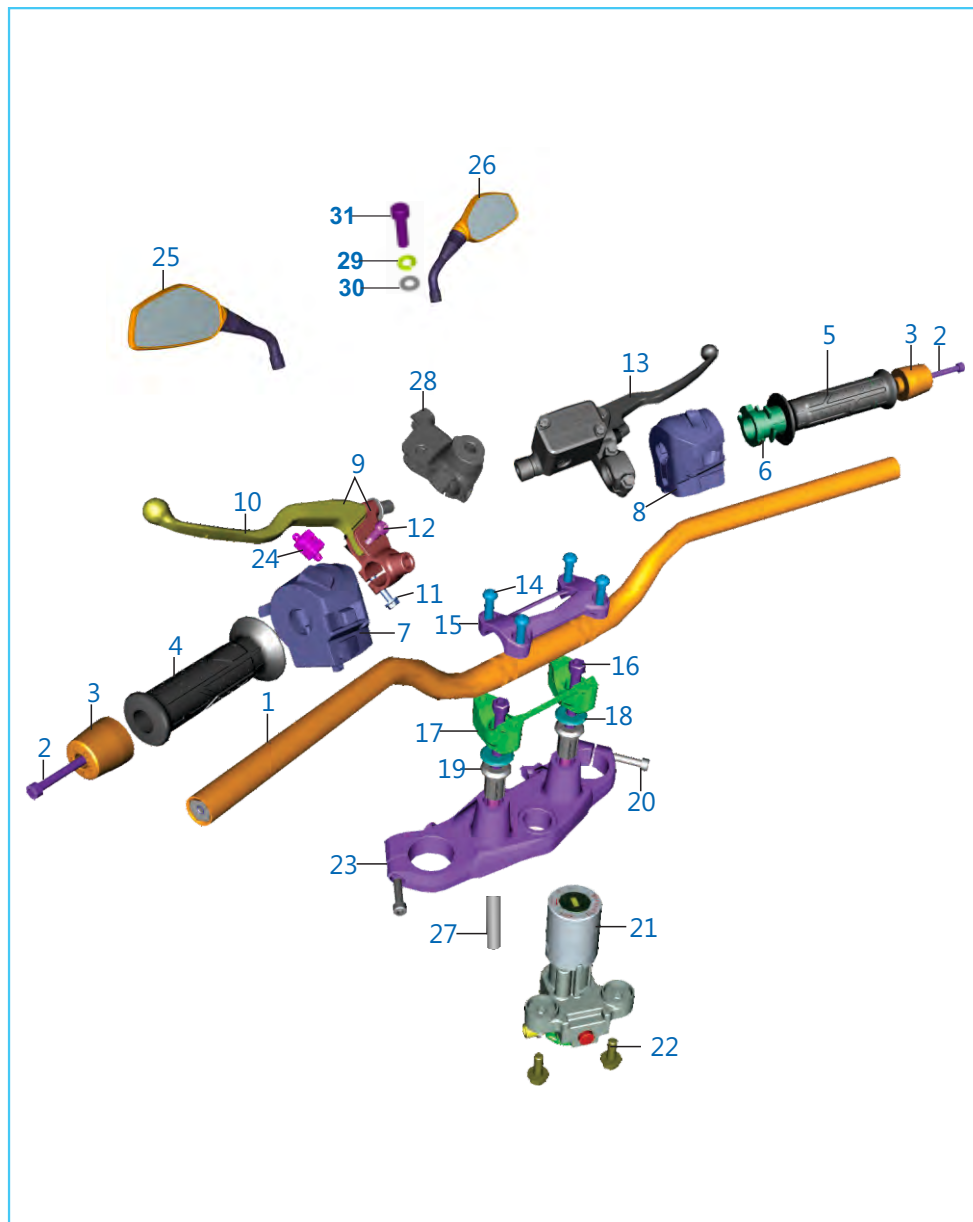
No.	Part No	Description	Qty	Remarks
1	JF 1318 82	Unit ABS	1	
2	36 JF01 79	Kit Hose Cyl Master FR Unit ABS	1	
3	36 JF01 80	Kit Hose Unit ABS Caliper Front	1	
4	36 JF01 81	Kit Hose Cyl Master RR Unit ABS	1	
5	36 JF01 82	Kit Hose Unit ABS Caliper Rear	1	
6	JF 1138 52	Bracket Unit ABS	1	
7	DH 1013 85	Flanged Bolt	1	
8	KA DA06 14	Bolt Flange (DIA-06 L-14)	3	
9	39 0254 11	Washer - Plain	3	
10	DT 1318 75	Clamp For ABS Hose	1	
11	KA EW06 25	Bolt Flange Small - M6x1xL25	1	
12	DE 1910 10	Copper Washer	8	
13	DK 1510 69	Benjo Bolt	4	
14	DT 1318 78	Clamp W	1	
15	JF 1318 54	Clamp W	1	
16	39 1309 11	Washer - Plain	1	



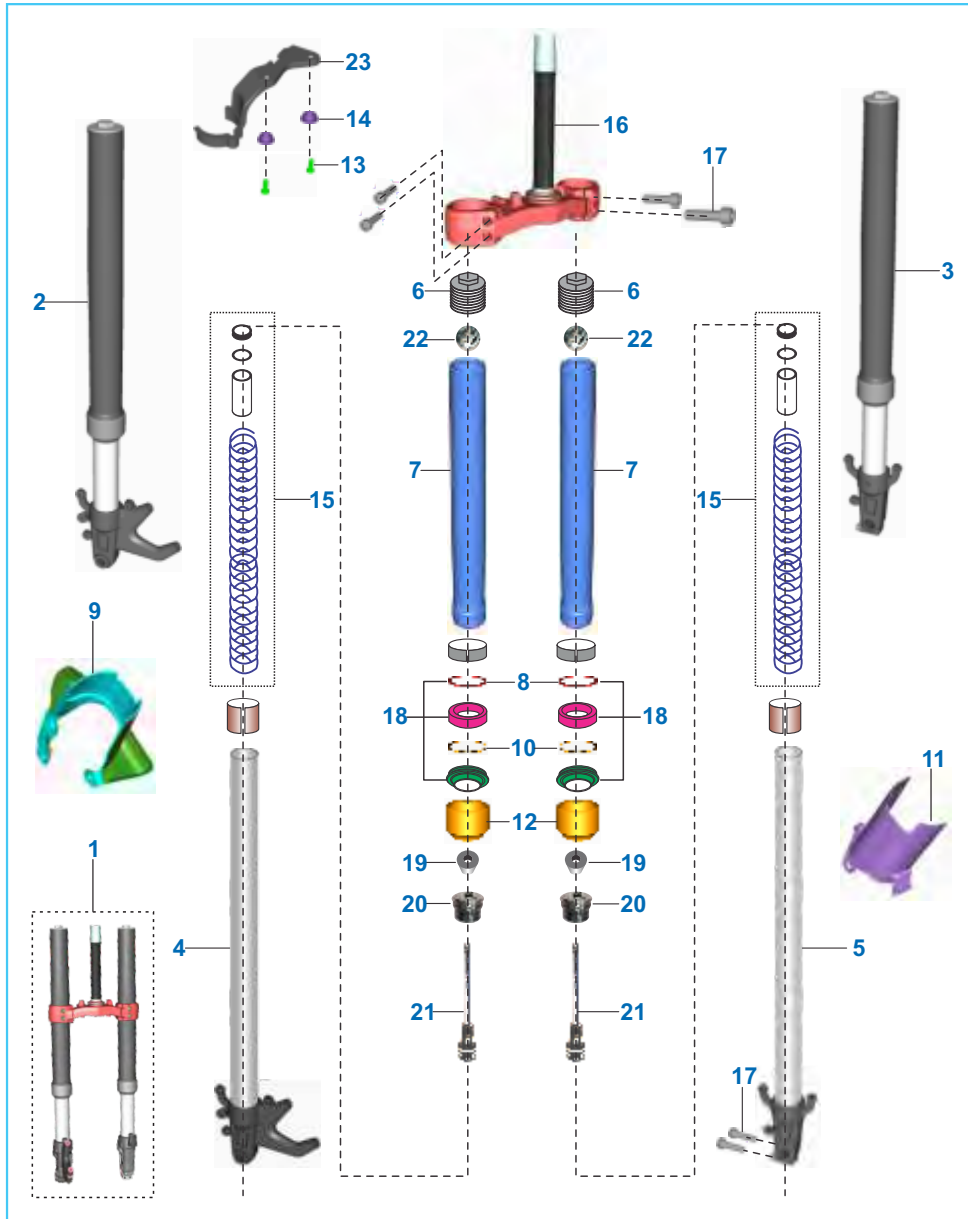
No.	Part No	Description	Qty	Remarks
1	DT 1318 26	Assembly Caliper	1	
2	JF 1318 88	Cylinder Master Assembly Rear	1	
3	36 JF00 79	Hose Disc Brake Rear	1	
4	DK 1510 69	Banjo Bolt	2	
5	JG 1318 21	Reservoir Rear Brake	1	
6	JL 1312 20	Hose - Reservoir	1	
7	DK 1510 63	Clip Reservoir	1	Cap Reservoir (N.I.)
8	DE 1910 10	Copper Washer	4	Banjo Bolt (N.I.)
9	DE 1510 47	Cap Bleeder Screw	1	
10	DE 1510 46	Bleeder Screw	1	
11	DK 1510 88	Caliper Piston Kit	1	
12	DK 1510 89	Caliper Piston Seal Kit	1	
13	DK 1510 85	Set Disc Pad	1	
14	30 1910 38	Pin	1	
15	39 0198 11	Washer Plain	1	
16	39 0808 08	Split Pin	1	
17	DK 1510 73	Master Cylinder Major kit	1	N.I.
18	DK 1510 74	Master Cylinder Minor kit	1	N.I.
19	JL 1318 77	Clamp	1	
20	DK 1510 45	Cap Reservoir Rear Brake	1	N.I.
21	36 JG00 18	Kit Reservoir Rear Brake With Cap	1	
22	JF 1130 36	Bracket Reservoir	1	
23	JL 1318 78	Bracket Reservoir Cap	1	
24	39 2420 01	Screw - Pan Head :- M5	1	
25	LA D000 85	Bolt Flanged	2	
26	JG 1812 39	Collar Bushing	1	



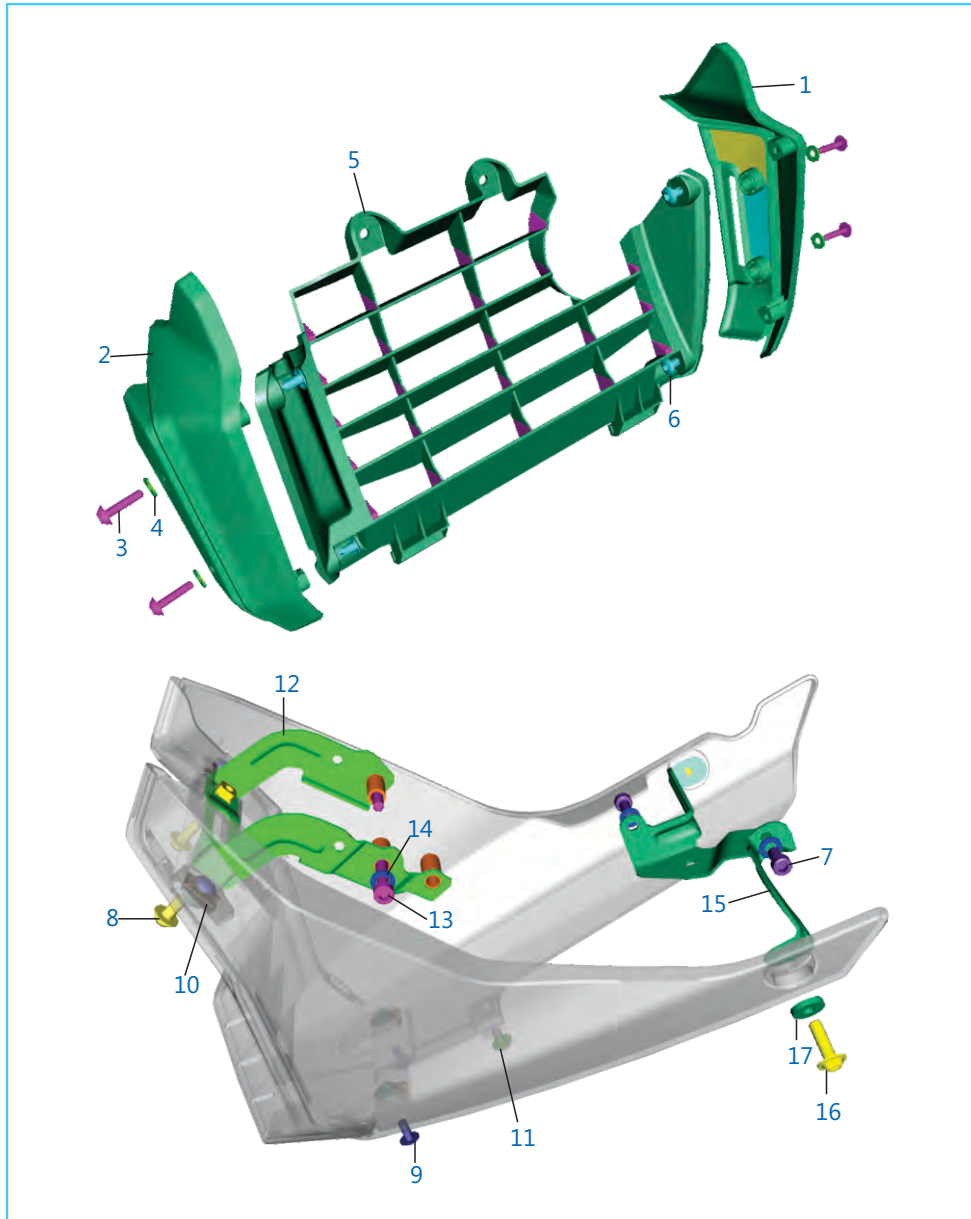
No.	Part No	Description	Qty	Remarks
1	JF 1610 06	Brake Pedal	1	
2	JF 1610 07	Damper Brake Pedal	1	
3	JZ 1318 75	Pin Brake Rod	1	
4	KH AA20 15	Pin Snap	1	
5	JF 1610 04	Brake Return Spring	1	
6	DP 1610 94	Bolt Stepped	1	
7	JM 1910 14	Spring Brake Switch Rear	1	
8	JL 4014 06	Brake Switch Rear	1	
9	JC 1910 09	Bolt Brake Pedal	1	
10	39 1998 19	Seal Oil	2	
11	LD B000 56	Washer Pivot Bolt	1	
12	JF 1130 37	Bracket Switch Brake Rear	1	
13	LA D000 85	Bolt Flanged	1	



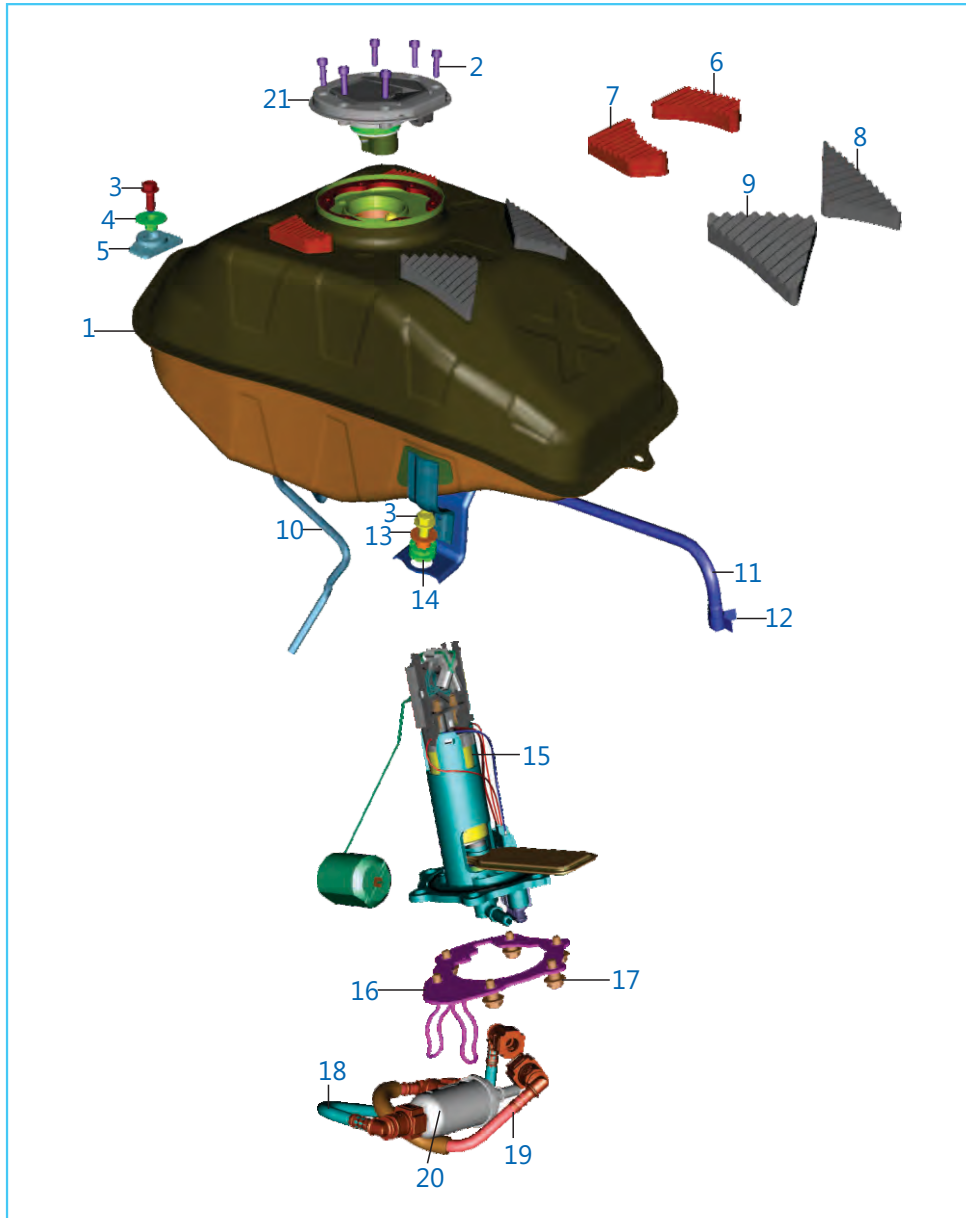
No.	Part No	Description	Qty	Remarks
1	JF 1510 41	Handle Bar	1	
2	KA CJ06 55	Bolt Socket	2	
3	DH 1810 22	Handle Bar Weight	2	
4	DH 1910 67	Handle Grip LH	1	
5	DH 1910 68	Hand Grip Assembly RH	1	
6	JG 1510 22	Throttle Pipe	1	
7	JF 4014 13	Switch Control LH	1	
8	JF 4014 14	Switch Control RH	1	
9	JF 1610 13	Assembly Lever Holder LH	1	
10	JG 1610 08	Clutch Lever	1	
11	39 1553 04	Bolt Flange	1	
12	JZ 1610 28	Lever Pivot Bolt	1	
13	JG 1610 10	Brake Lever Front	1	
14	LA C001 03	Bolt Socket	4	
15	56 JF5A W4	Handle Holder Upper	1	
16	LA C001 48	Bolt Socket	2	
17	56 JF5B W4	Handle Holder Lower	1	
18	JF 1510 47	Washer Cup	2	
19	JF 1510 54	Damper	2	
20	JY 1210 11	Bolt Socket	2	
21	JF 2326 16	Set Lock	1	EVAP
	JF 2326 18	Set Lock	1	NON EVAP
22	LA D002 44	Bolt Flanged	2	
23	56 JF33 33	Brkt Upper JF151040	1	
24	JY 4014 04	Switch Clutch	1	
25	JF 2316 08	Mirror LH	1	
26	JF 2316 09	Mirror RH	1	
27	JF 1510 55	Spacer	2	
28	JF 1610 14	Holder Lever LH	1	
29	KD DA08 15	Washer Spring Thin	2	
30	KD AA08 16	Washer Plain Small	2	
31	LA C001 41	Bolt Socket - M8	2	



No.	Part No	Description	Qty	Remarks
1	JF 1210 18	Fork Front	1	
2	JF 1210 22	Leg Assembly LH	1	
3	JF 1210 23	Leg Assembly RH	1	
4	YJ F190 03	LH Pipe Inner with Axle Clamp	1	
5	YJ F190 04	RH Pipe Inner with Axle Clamp	1	
6	JG 1210 12	Fork Top Bolt	2	
7	JF 1210 16	Fork Outer Tube	2	
8	LD B000 36	Washer Plain	2	
9	JF 1814 71	Protector Fork LH	1	
10	JU 1210 09	Oil Seal Stopper (Circlip)	2	
11	JF 1814 72	Protector Fork RH	1	
12	JG 1210 28	Outer Dust Cap	2	
13	LA C000 10	Bolt Socket - M6	2	
14	JG 1138 32	Sleeve for ABS Hose Clamp	2	
15	YJ F190 07	Main Spring & Spacer Assembly	2	
16	JF 1210 20	Bracket Assembly Under	1	
17	JY 1210 11	Bolt Socket - M8	6	
18	JU 1210 20	Oil Seal Kit for Single Leg Assembly	2	
19	YJ F190 08	Rubber Damper	2	
20	YJ F190 06	Screw Cap Inner Pipe	2	
21	YJ F190 05	Piston Rod Assembly	2	
22	YJ F190 09	Lock Nut	2	
23	JF 1138 51	Clamp Hose	2	



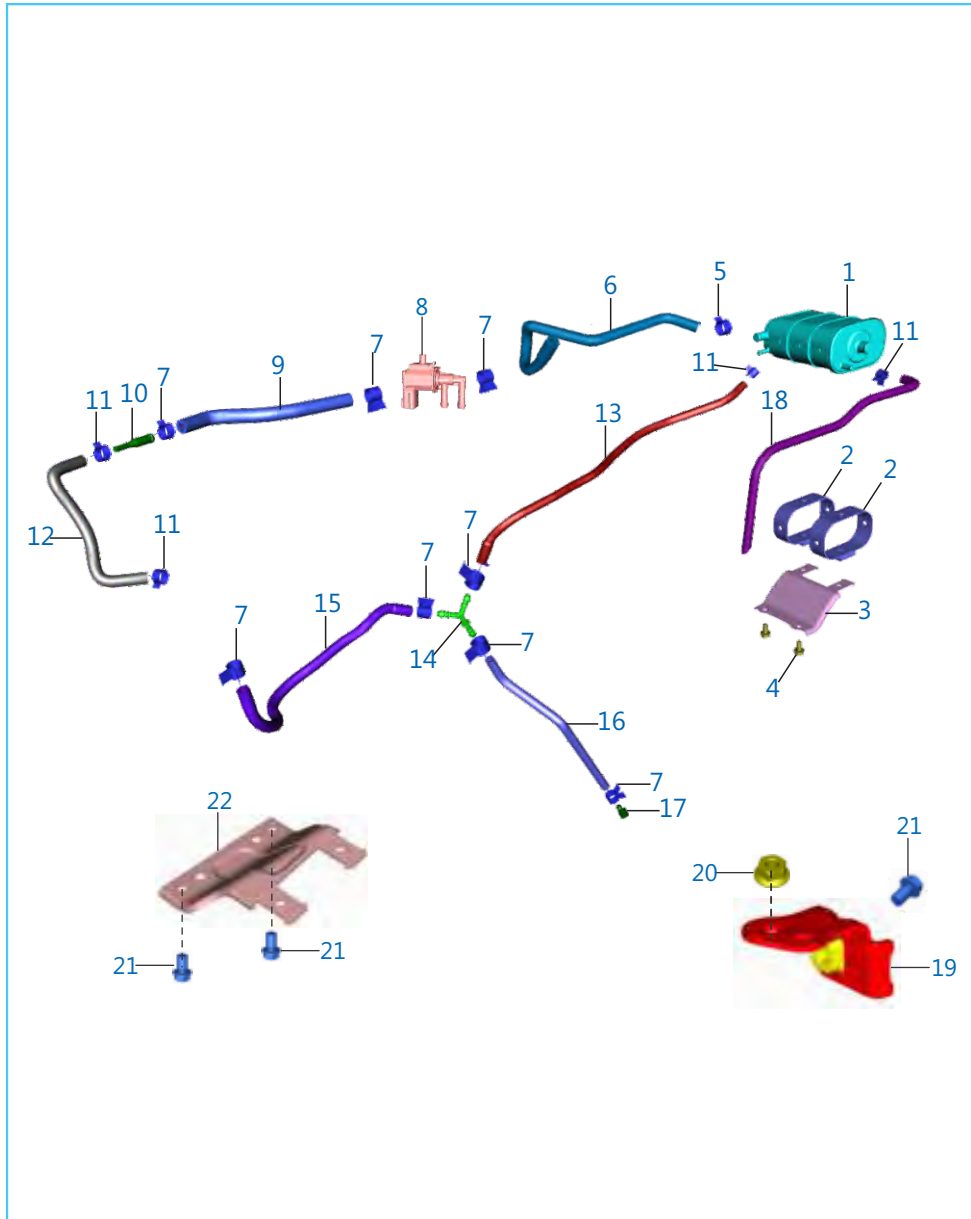
No.	Part No	Description	Qty	Remarks
1	56 JF24 4X	Shroud LH Satin Black	1	
2	56 JF25 4X	Shroud RH Satin Black	1	
3	LB U000 53	Screw Button Head M6	4	
4	JY 1812 84	Washer Nylon	4	
5	JF 1812 57	Shroud Center	1	
6	JG 1812 59	Rivet Snap	4	
7	KA CF06 12	Bolt socket M6	2	
8	LB U000 55	Screw Button Head M6	2	
9	KB UA05 12	Screw Truss	4	
10	DJ 1612 29	Clip Nut	4	
11	BF 1850 19	Clio Plastic Rivet	1	
12	DT 1813 07	Bkt Belly Pan Mtg	1	
13	KA CA06 35	Bolt Socket	2	
14	39 0198 11	Washer Plain	4	
15	JF 1813 09	Bkt Belly Pan Mtg Rear	1	
16	LB U000 57	Screw Button Head M6	2	
17	JY 1812 55	Washer End Cap	2	



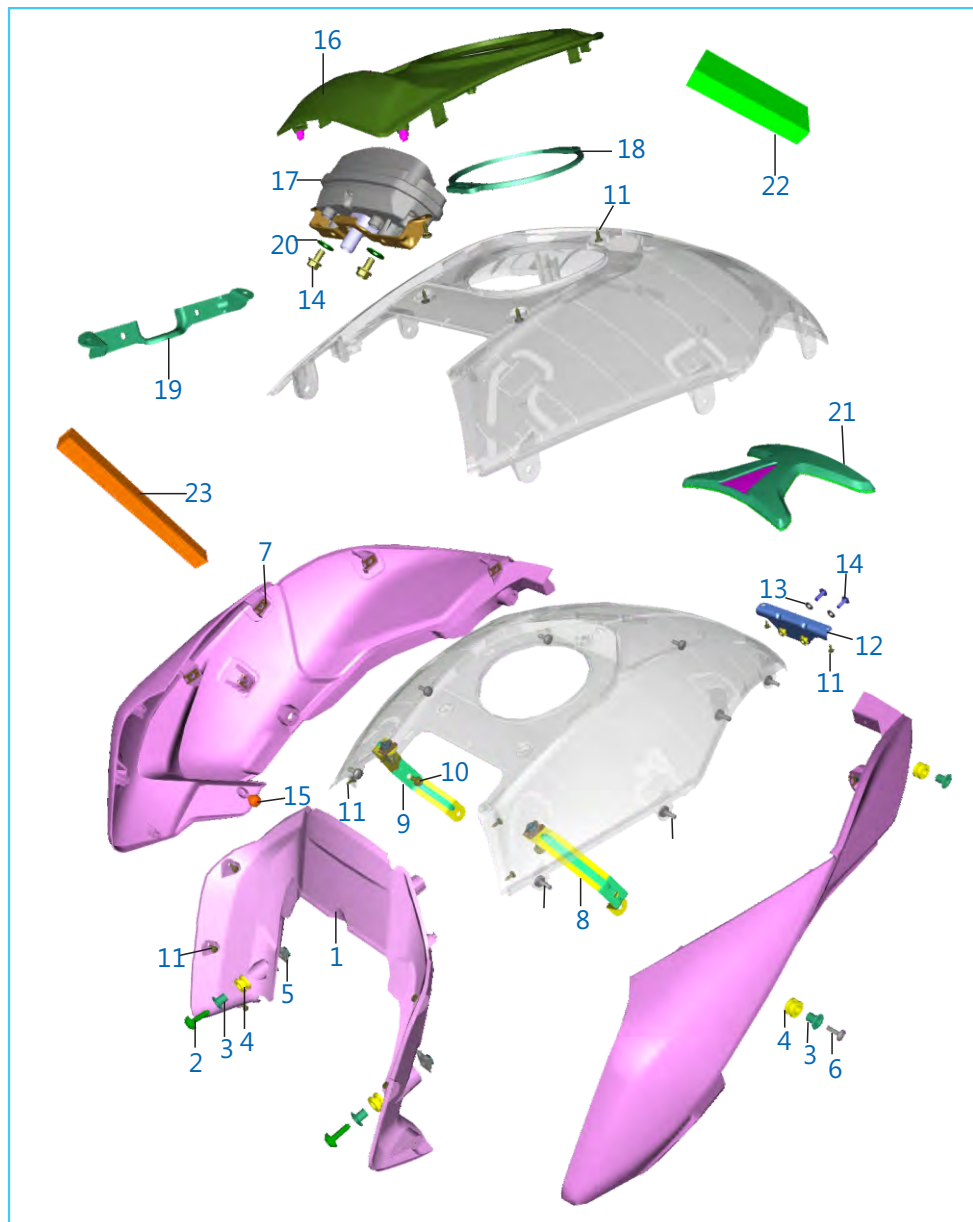
Petrol Tank, Cap Tank and Gauge Fuel

41

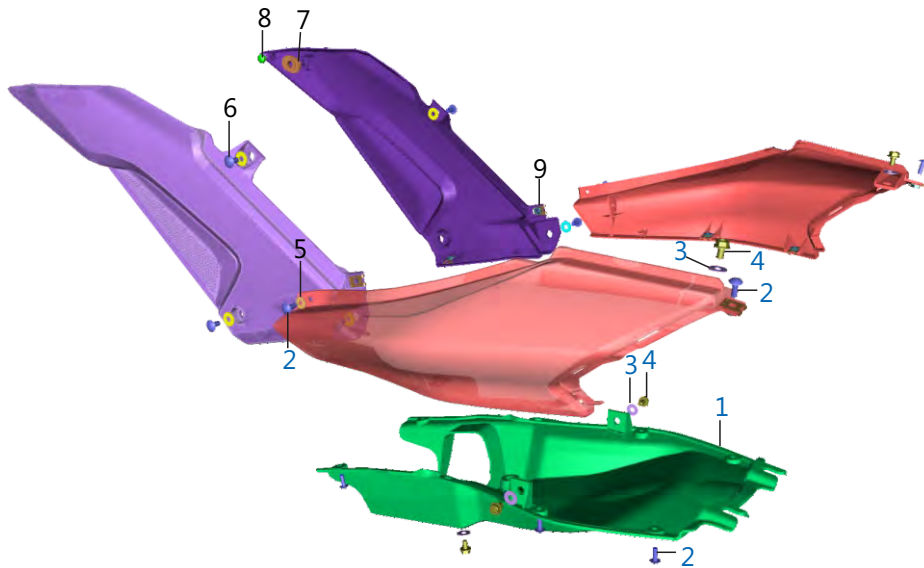
No.	Part No	Description	Qty	Remarks
1	JF 1710 72	Tank Assembly Fuel	1	EVAP
	JF 1710 73	Tank Assembly Fuel	1	NON EVAP
2	KA DC05 16	Bolt Flange	6	
3	KA DW08 20	Bolt Flanged M8	3	
4	DT 1710 75	Sleeve Tank Mtg Front	1	
5	DT 1710 78	Grommet Tank Mtg Front	1	
6	JF 1710 23	Tank Damper Top Front LH	1	
7	JF 1710 24	Tank Damper Top Front RH	1	
8	JF 1710 25	Tank Damper Top Central LH	1	
9	JF 1710 26	Tank Damper Top Centra RH	1	
10	DT 1710 61	Drain Tube	1	
11	JF 1716 03	Tube Tank To Y Connector	1	
12	JY 1710 90	Spring Band Clamp	2	
13	JL 1710 19	Sleeve Tank Mtg	2	
14	JL 1710 20	Grommet Tank Mtg RR	2	
15	JF 1718 02	Assembly Fuel Pump	1	
16	DT 1718 39	Plate Pressure Fuel pump Mtg	1	
17	LA D001 54	Bolt Flanged M6	6	
18	DT 1710 87	Assembly Tube Pump To Filter	1	
19	DT 1710 89	Assembly Tube Filter To Regulator	1	
20	DT 1718 14	Inline Fuel Filter	1	
21	JF 2326 11	Lock Set 3 in 1 with Fuel Tank Cap	1	
22	JY 4022 35	Pigtail Fuel Pump	1	N.I.




No.	Part No	Description	Qty	Remarks
1	JY 1710 77	Canister	1	
2	JZ 1710 55	Strap Canister	2	
3	DT 1138 41	Bracket Canister Mtg	1	
4	KA DA06 12	Bolt Flanged	2	
5	JY 1710 69	Spring Band Clamp 15x10	1	
6	JF 1716 24	Pipe Connector Valve Purge	1	
7	JY 1710 90	Spring Band Clamp 13x12	8	
8	JU 1716 06	Valve Purge	1	
9	JF 1716 25	Pipe Valve Purge-connector	1	
10	JG 1710 86	Connector Tube Evap	1	
11	JY 1710 70	Spring Band Clamp 9 X8.4	4	
12	DT 1718 47	Tube Conn. To Throttle Body-K8	1	
13	JF 1716 23	Pipe Canister Connector	1	
14	JY 1138 42	Connector Y Shape	1	
15	JL 1718 36	Tube Tank To Y Connector	1	
16	JF 1716 07	Tube Connector To Plug	1	
17	JY 1718 25	Plug Fuel Drain	1	
18	JF 1718 07	Tube Canister Drain -K16b	1	
19	JF 1138 53	Bracket Valve Purge	1	
20	KC GA06 06	Nut Hex Flanged	1	
21	KA EA06 10	Bolt Flanged Small	3	
22	JF 1138 21	Bracket Canister Mtg	1	



No.	Part No	Description	Qty	Remarks
1	JF 1710 22	Tank Central Cover	1	
2	JF 1710 37	Bolt Special Tank Cover Mtg	2	
3	JF 1710 48	Collar Cover Tank	6	
4	JF 1710 47	Grommet Cover Tank	6	
5	JL 1810 27	Clip Nut M6	2	
6	39 1907 01	Mushroom Head Screw	12	
7	DJ 1612 29	Clip Nut M5	12	
8	JF 1710 35	Bkt Tank Side Cover LH	1	
9	JF 1710 36	Bkt Tank Side Cover RH	1	
10	KA DA05 10	Bolt Flanged	6	
11	KB RF35 10	Screw Tapping Pan Cross	13	
12	JF 1710 28	Bkt Tank Cover Rear	1	
13	39 2141 24	Washer Nylon	2	
14	KB UH05 14	Screw Truss M5	2	
15	JF 1710 54	Damper Cover Side	2	
16	JF 1710 19	Tank Cap Cover	1	
17	DT 4024 10	Console Tell Tale	1	
18	JF 1710 29	Beading Fuel Tank	1	
19	JF 1710 87	Bracket Speedometer	1	
20	39 1839 11	Washer Plain	2	
21	JF 1710 57	Pad Tank Cover Top	1	
22	JB 4010 12	Foam	2	
23	JF 4024 15	Foam	1	



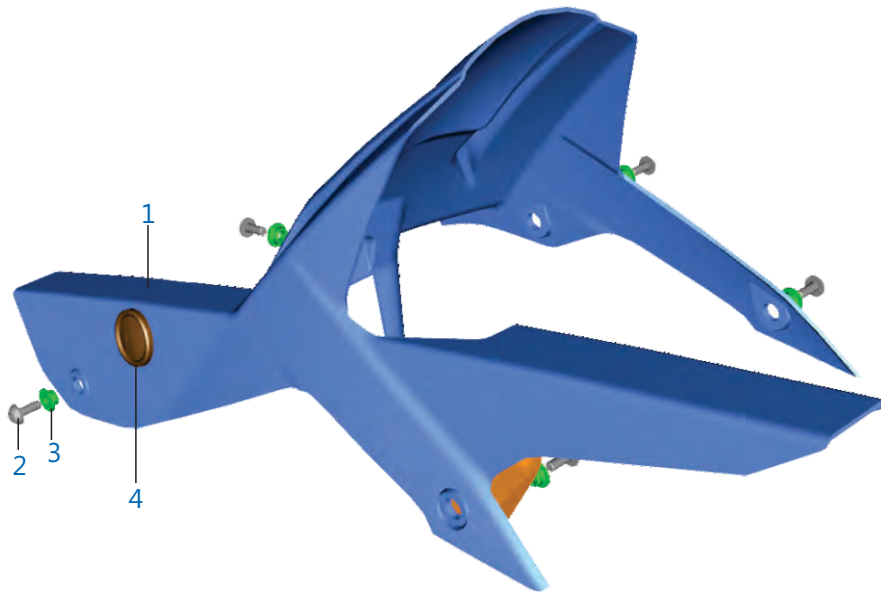
No.	Part No	Description	Qty	Remarks
1	DT 1810 07	Assembly Under Tray Front	1	
2	LB U000 65	Screw Truss M5	10	
3	39 0239 11	Plain Washer	4	
4	KA DD06 10	Bolt Flanged	4	
5	JH 1812 55	Washer Retaining	2	
6	LB U000 69	Screw Truss M6	6	
7	DS 1410 12	Grommet Side Cover FR	2	
8	JZ 1812 71	Damper Side Cover	2	
9	DJ 1612 29	Clip Nut M5	10	



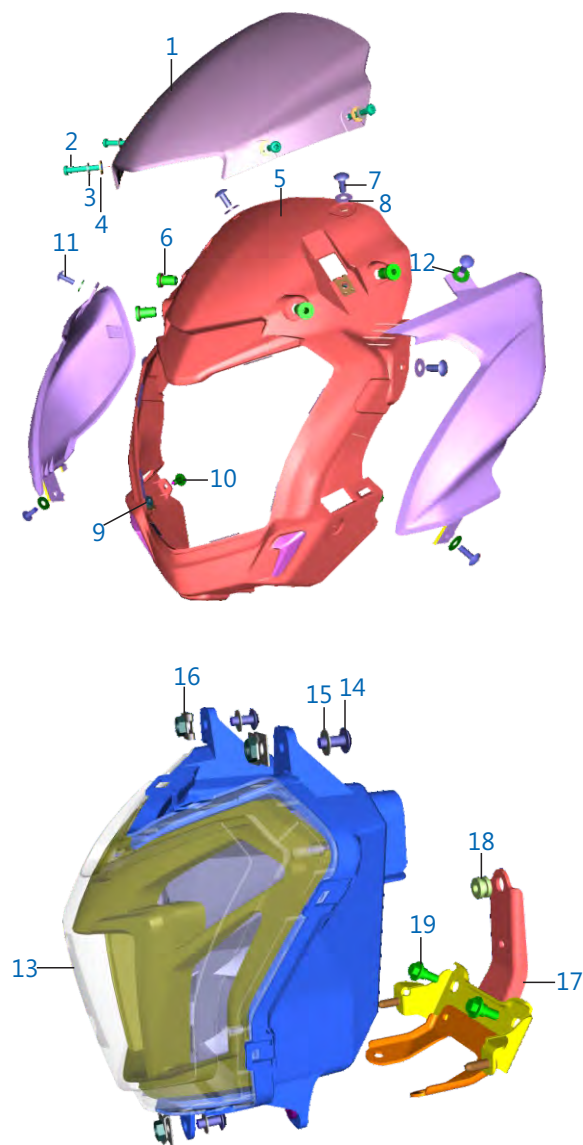
No.	Part No	Description	Qty	Remarks
1	DT 4024 09	Speedometer	1	
2	JF 1812 69	Bkt Speedo Mtg Upper	1	
3	KD BA05 12	Washer Plain	2	
4	KB UB05 08	Screw Truss	2	
5	JZ 1813 65	Grommet	3	
6	LD B000 07	Washer Plain	3	
7	KC AA05 04	Nut Hex Thick	3	
8	LA D001 02	Bolt Step M6	2	
9	JF 1812 65	Back Cover cum Speedo Flap	1	
10	KB UF06 14	Screw Truss	4	
11	39 0239 11	Plain Washer	4	
12	DJ 1810 65	Clip Nut	4	
13	YJ F190 02	Top Cover & Ring Main Speedo	1	
14	YJ F190 01	Top Cover & Ring Tank Speedo	1	



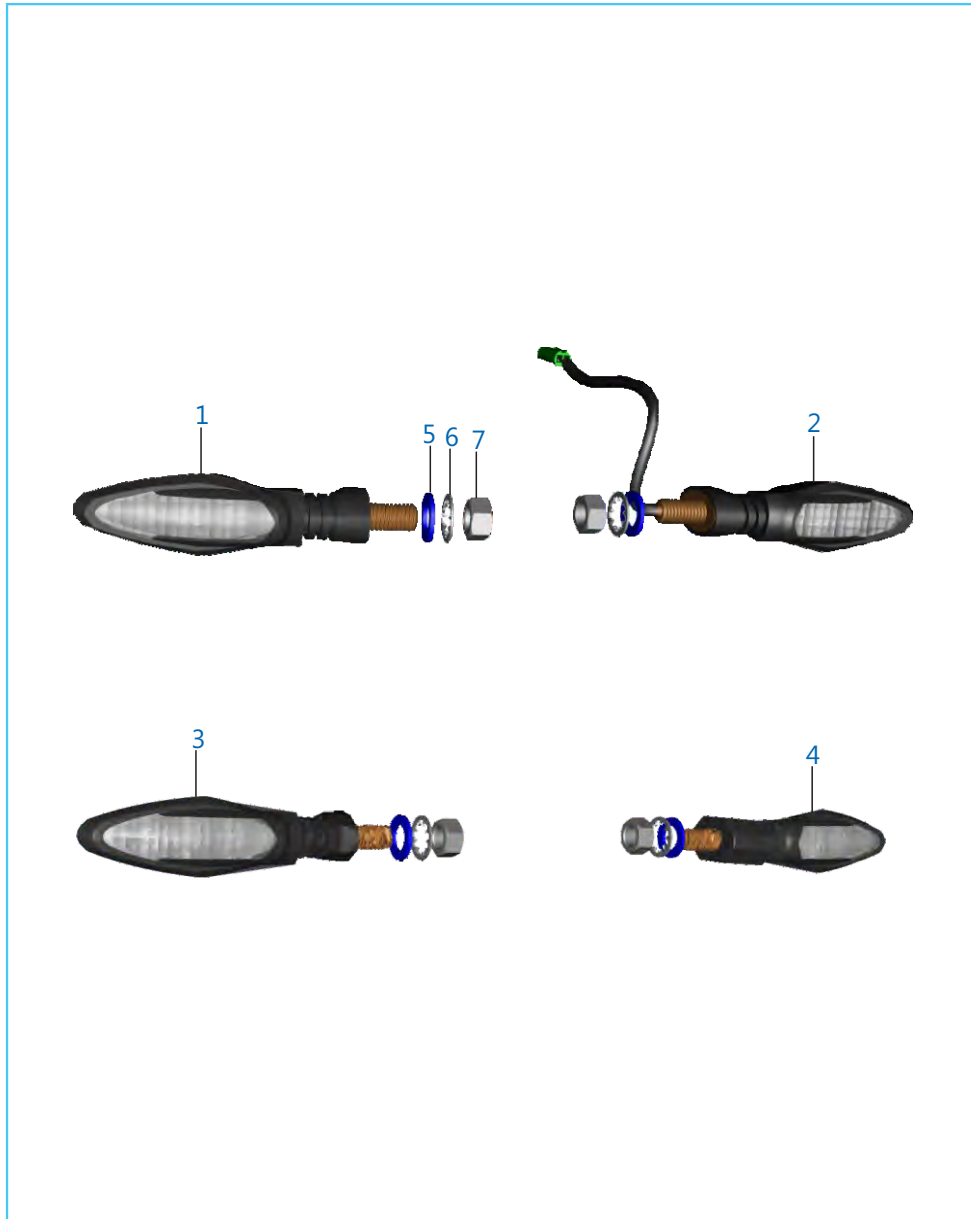
No.	Part No	Description	Qty	Remarks
1	JF 1612 05	Cable Throttle	1	
2	JF 1612 04	Cable Clutch	1	



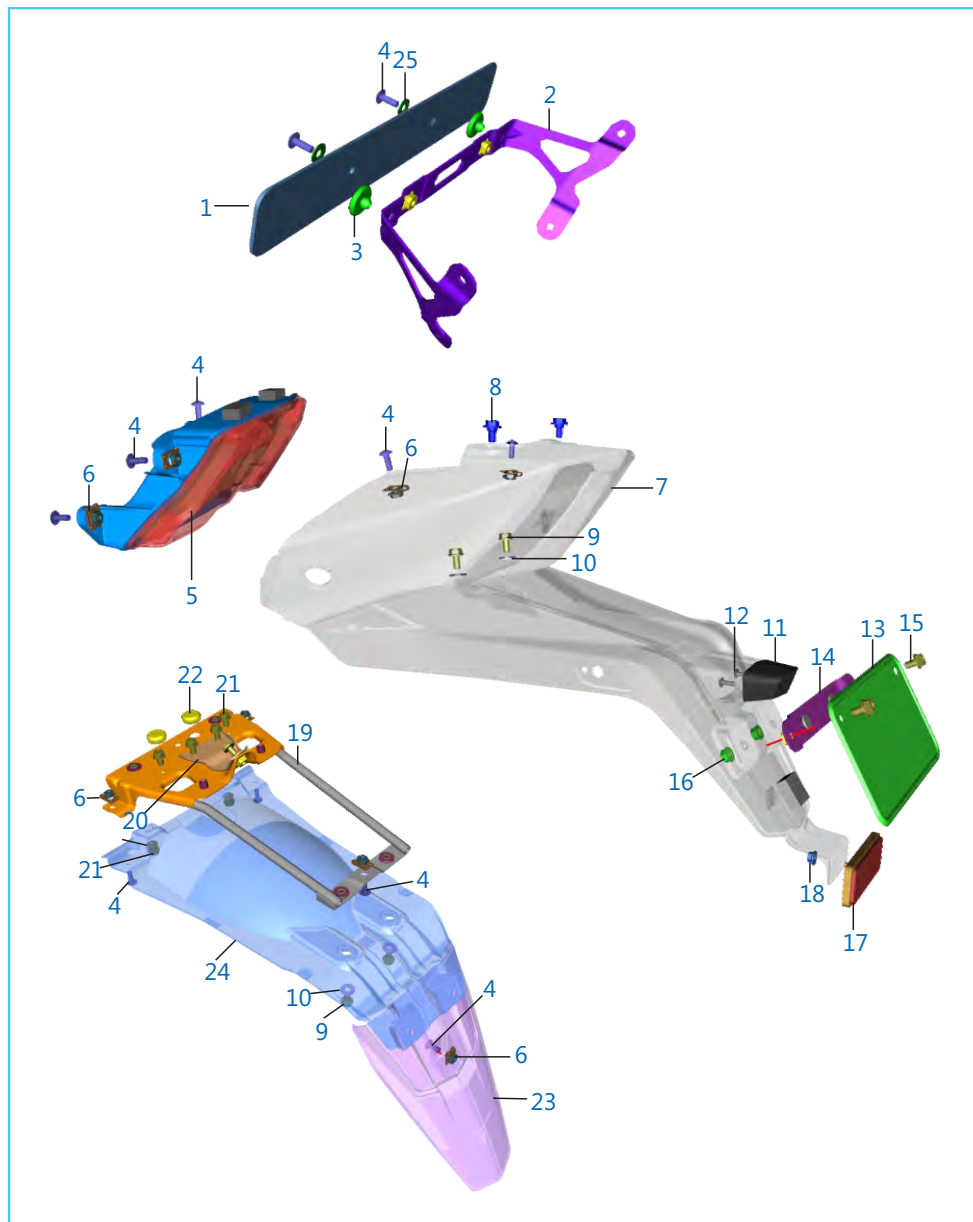
No.	Part No	Description	Qty	Remarks
1	DT 1813 08	Chain Cover Assembly	1	
2	LA C000 54	Screw Button Head	5	
3	JF 1813 16	Collar Cover Chain Mtg	5	
4	DT 1812 97	Cap Chain Cover	1	



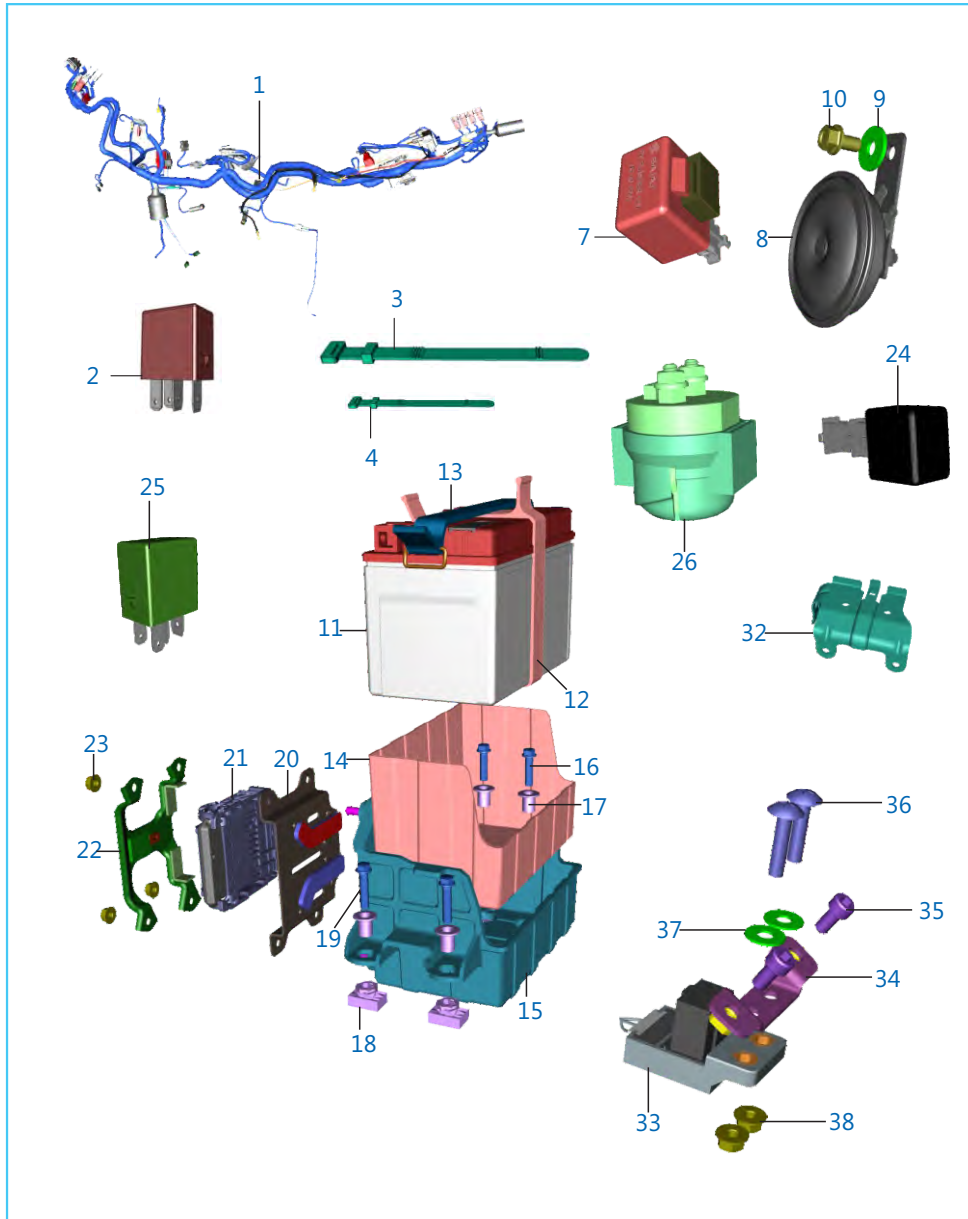
No.	Part No	Description	Qty	Remarks
1	DT 1813 06	Windshield	1	
2	KB BP05 30	Screw Pan Cross	4	
3	KD AA05 10	Washer Plain Small	4	
4	JH 1812 55	Washer Retaining	4	
5	JF 1812 66	Mask Carrier	1	
6	JF 1812 77	Well Nut For Mask	4	
7	KB UF06 14	Screw Truss M6	4	
8	39 0239 11	Plain Washer	4	
9	DJ 1612 29	Clip Nut M5	4	
10	BF 1850 19	Clip Plastic Rivet	2	
11	KB UH05 14	Screw Truss M5	4	
12	39 1839 11	Washer Plain	4	
13	DT 4010 20	Head Lamp Assembly	1	
14	KB UA06 14	Screw Truss	3	
15	39 2704 11	Washer Plain	3	
16	DJ 1810 65	Clip Nut M6	3	
17	JF 1812 70	Bkt Mask Carrier Mtg Lower	1	
18	PF 1812 11	Grommet Cowling Mtg	1	
19	LA D001 02	Bolt Step M6	2	



No.	Part No	Description	Qty	Remarks
1	DT 4010 02	Indicator Front LH	1	
2	DT 4010 03	Indicator Front RH	1	
3	JY 4010 24	Indicator Rear LH	1	
4	JY 4010 25	Indicator Rear RH	1	
5	LA C000 05	Nut Hex	4	
6	LD F000 02	Washer Toothed	4	
7	LD A000 12	Washer Plain	4	



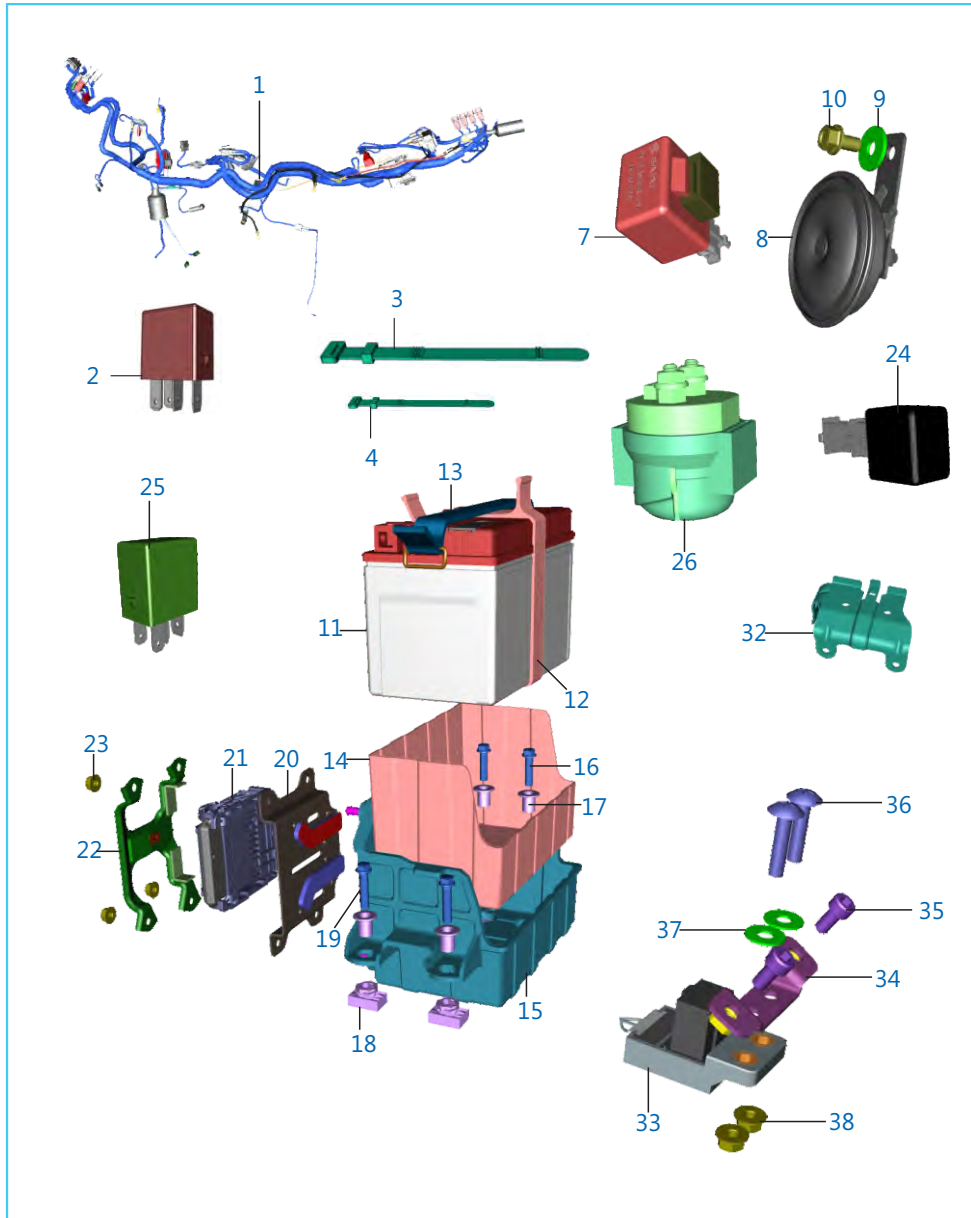
No.	Part No	Description	Qty	Remarks
1	JU 2328 00	Number Plate Front	1	
2	JF 1812 71	Bkt Number Plate Mtg	1	
3	JZ 2328 14	Pad Rubber Plate Bkt	2	
4	KB UH05 14	Screw Truss M5	13	
5	JF 4010 22	Lamp Tail	1	
6	DJ 1612 29	Clip Nut	10	
7	JF 1814 20	Fender Rear	1	
8	JG 1812 55	Step Bolt	2	
9	KA DT06 12	Bolt Flanged-m6x1x12xcl8.8xblak	4	
10	39 0239 11	Plain Washer	4	
11	JG 4010 06	Number Plate Illumination Lamp	1	
12	LB R000 03	Screw CR Pan Head Tap	2	
13	DP 1611 45	Number Plate Rear	1	
14	JF 1813 07	Bkt Rear No Plate	1	
15	KA DA06 10	Bolt Flanged	2	
16	LC G000 08	Nut Flange	2	
17	JG 4010 36	Reflector Reflex	1	
18	LC A000 08	Nut	1	
19	JF 1814 22	Reinforcement Rear Fender	1	
20	JF 1138 18	Bkt RR Fender Middle Mtg	1	
21	KA DD06 10	Bolt Flanged	5	
22	DJ 2011 73	Grommet for Cables RR Fender	2	
23	JF 1814 24	Flap Rear Fender	1	
24	JF 1814 21	Under Tray Fender Rear	1	
25	LD B000 74	Washer Plain	2	



Electrical Equipments

51

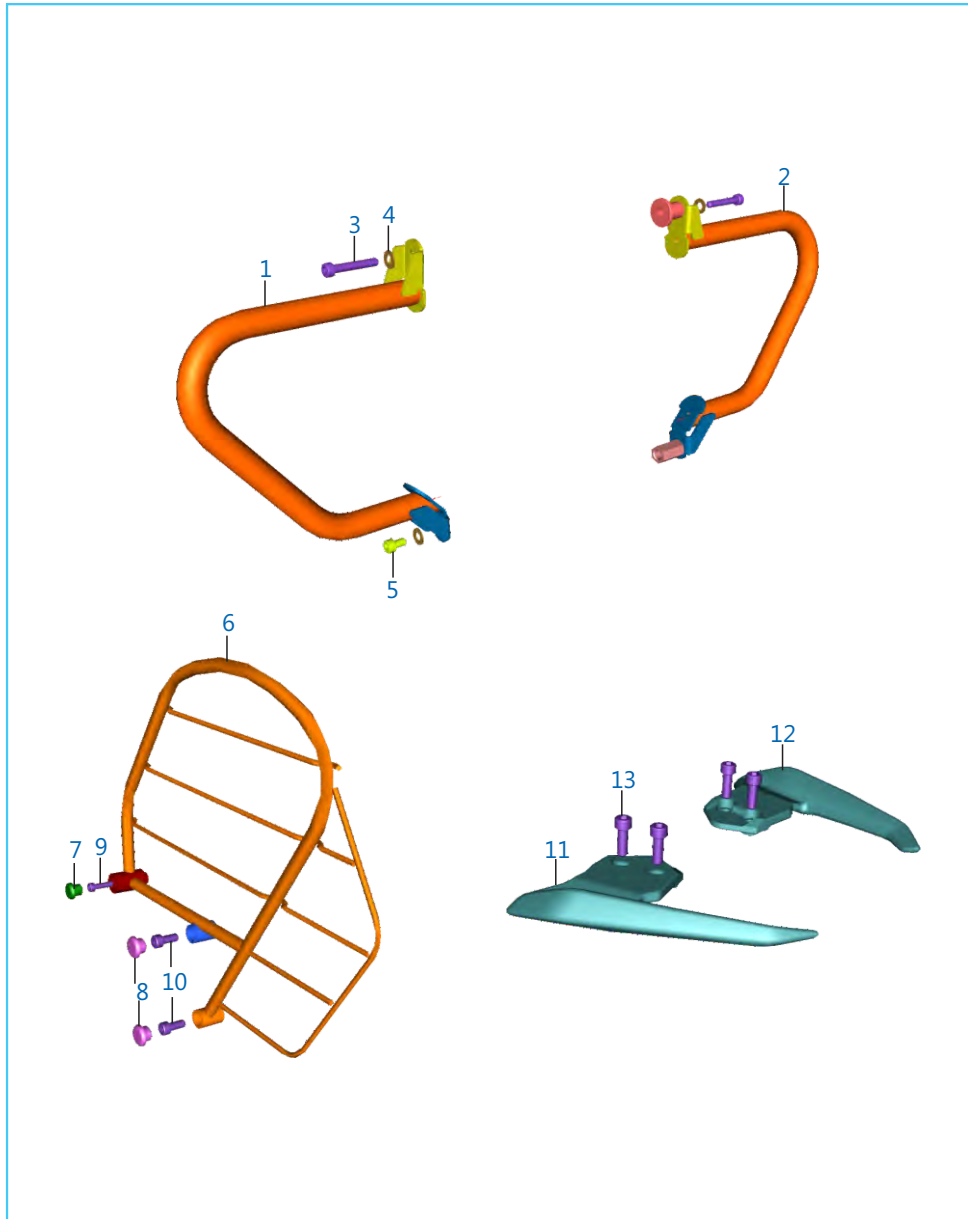
No.	Part No	Description	Qty	Remarks
1	JF 4022 48	Harness Wiring	1	
2	JL 4030 00	Relay Inter lock	1	
3	30 1910 48	Band	5	
4	30 2010 64	Band	3	
5	JF 4022 12	Cable Assembly Relay To Motor	1	N.I.
6	JF 4022 11	Cable Earth	1	N.I.
7	JG 4020 02	DC Flasher	1	
8	PA 4016 00	Horn	1	
9	39 1507 11	Washer - Plain	1	
10	39 1956 04	Hex Head Bolt - Flanged M8	1	
11	36 JU00 15	12V 8AH VRLA Battery	1	
12	DT 1810 22	Band Battery Case	1	
13	JL 1138 25	Band Battery Case -Vrt ECU	1	
14	JF 1813 08	Rubber Battery Case	1	
15	JF 1812 72	Battery Case Epm 44	1	
16	KA ED06 22	Bolt Flange	2	
17	DT 1813 16	Sleeve Battery Case	4	
18	DT 1813 17	Grommet Battery Case	4	
19	KA ED06 25	Bolt Flange	2	
20	52 JF03 28	Sub Assembly Bkt ECU Mtg Lower	1	
21	JF 3514 04	EPM44 MTB Series	1	
22	52 JY06 67	Sub Assembly Bkt C Sample Top	1	
23	KC GD06 06	Nut Hex	3	
24	JL 4032 00	Termination Unit	1	
25	JL 4030 01	Relay Auxil Diode	1	
26	JN 3516 04	Starter Relay - With Grommet	1	
27	DT 4022 26	Fuse - 7.5A	5	N.I.
28	JG 4022 29	Fuse 15A	4	N.I.
29	JG 4022 30	Fuse 30A	2	N.I.
30	JG 4022 28	Fuse 10A	2	N.I.
31	JG 4022 34	Fuse 25A	1	N.I.




No.	Part No	Description	Qty	Remarks
32	DT 1138 51	Bracket Fuse Box Mtg Loose	1	
33	JY 4036 04	Roll Over Sensor	1	
34	JF 1138 42	Bracket Roll Over Sensor	1	
35	KA CF06 12	Bolt Socket	2	M6 x 1 x L12
36	LA C000 08	Screw Truss	2	M6 x 1 x L25
37	LD B000 72	Plain Washer	2	
38	39 1353 15	Nut	2	



No.	Part No	Description	Qty	Remarks
1	JF 2310 10	Tool Kit	1	
2	JL 2310 03	Band Tool Kit	2	



No.	Part No	Description	Qty	Remarks
1	JF 2312 09	Guard LEG LH	1	
2	JF 2312 10	Guard Leg RH	1	
3	LA C001 49	Bolt Socket	2	
4	LD B000 76	Washer Plain-id6.5xod13xthk1xblk	3	
5	LC L000 07	Nut U Flanged	1	
6	JF 2312 08	Guard Sari	1	
7	JL 2312 09	Plug Sari Guard	1	
8	JF 2312 11	Plug Sari Gurad	2	
9	KA CB06 22	Bolt Socket	1	
10	KA CA08 18	Bolt Socket	2	
11	56 DT5U 36	Grab Handle LH	1	
12	56 DT5V 36	Grab Handle RH	1	
13	LA C001 19	Bolt Socket	4	



No.	Part No	Description	Qty	Remarks
1	56 JF14 4x	Side Mask LH	1	Satin Black
2	56 JF15 4X	Side Mask RH	1	Satin Black
3	56 JF8C 9A 56 JF8C 8T	Tank Cover LH Tank Cover LH	1 1	Glamour Green Graph. Matt Blk
4	56 JF8D 9A 56 JF8D 8T	Tank Cover RH Tank Cover RH	1 1	Glamour Green Graph. Matt Blk
5	56 JF22 9A 56 JF22 8T	Tank Cover Top Tank Cover Top	1 1	Glamour Green Graph Matt Blk
6	52 JF13 51 52 JF13 45	Belly Pan LH Satin Black + Decal Belly Pan LH Satin Black + Decal	1 1	Glamour Green Graphite Matt Black
7	52 JF13 52 52 JF13 46	Belly Pan RH Satin Black + Decal Belly Pan RH Satin Black + Decal	1 1	Glamour Green Graphite Matt Black
8	52 JF13 53 52 JF13 47	Seat Cowl LH Satin Black + Decal Seat Cowl LH Satin Black + Decal	1 1	Glamour Green Graphite Matt Black
9	52 JF13 54 52 JF13 48	Seat Cowl RH Satin Black + Decal Seat Cowl RH Satin Black + Decal	1 1	Glamour Green Graphite Matt Black
10	52 JF13 55 52 JF13 49	Front Fender S. Black + Front Fender S. Black +	1 1	Glamour Green Glamour Matt Blk
11	JF 2331 98	Decal 3D	1	
12	JF 2331 99	Decal 3D Cowl Seat	1	



No.	Part No	Description	Qty	Remarks
13	JF 5412 11	Label Cover	1	
14	JF 5412 12	Label Bajaj	1	
15	JF 2332 34	Decal Ring Cover Magneto	1	
16	JF 2332 35	Decal Ring Cover Clutch	1	
17	56 JF8L 9A 56 JF8L 8T	Mask Headlamp Glam Green Mask Headlamp Graph Matt Blk	1 1	
18	JF 1813 13	Belly Pan Center	1	
19	56 JF13 4X	Cover Side RH Satin Black	1	
20	56 JF12 4X	Cover Side LH Satin Black	1	
21	JF 2332 15 JF 2332 22	Dcl Belly Pan LH Graph Blk Dcl Belly Pan LH Glam Green	1 1	
22	JF 2332 16 JF 2332 23	Dcl Belly Pan RH Graph Blk Dcl Belly Pan RH Glam Green	1 1	
23	JF 2332 30	Decal Cowl Seat Upper LH Blk	1	
24	JF 2332 31	Decal Cowl Seat Upper RH Blk	1	
25	JF 1710 93	Decal Dome Tank	1	

Kit List



Sr No	Kit Part No.	Kit Description	Consisting of Following Parts		
			Part No.	Description	Qty/Kit
1	36JF0051	ASSEMBLY CRANKCASE LH	BA102003	PLUG - OIL HOLE	1
			JC101077	PLUG TAPER	2
			DT541009	CRANKCASE LH	1
			JF541016	NOZZLE	1
			JY541034	BUSH STARTER SHAFT	2
			JY541024	JET EVACUATION OIL	1
			JY541050	JET OIL	1
			JY541038	BUSH	1
			JY541052	JET TRANS	1
			JF541017	BRACKET	1
			LBB00007	SCREW PAN CROSS - M6x1xL12	1
2	36JF0052	ASSEMBLY CRANKCASE RH	JF541013	CRANKCASE RH SUB ASSEMBLY	1
			JY541023	BUSH CRANKSHAFT	1
			39256220	NEEDLE ROLLER BEARING	1
			JY541038	BUSH	1
			JY541018	BUSH INSERT	1
			JG601007	SPECIAL SHAFT SEAL RING (OIL)	2
			LEB00001	CIRCLIP INTERNAL	1
3	36JF0054	PRIMARY DRIVE & DRIVEN	JY551212	GEAR PRIMARY DRIVE	1
			JF551412	CLUTCH OUTER COMPLETE	1
4	36JF0056	CHAIN SPROCKET	JG131236	SPROCKET 45T (6 MTG)	1
			JY551029	SPROCKET DRIVE	1
			JF141001	CHAIN DRIVE - K10	1
5	36JF0060	PISTON RING SET	JF521215	RING PISTON TOP	1
			JF521212	RING PISTON SECOND	1
			JF521213	RING PISTON OIL	1
6	36JF0064		JF131810	HOSE ABS TO FR MASTER CYL.	1
7	JF232611	LOCK SET 3 IN 1	DT401405	IGNITION SWITCH	1
			JL232600	LOCK -SIDE	1
			JF171612	FUEL TANK CAP - K10	1
			JL232601	KEY SET FOR K4	1
8	36JF0198	KIT VALVE REPAIR	PD511208	RETAINER SPRING VALVE	4
			PD511246	SPRING VALVE	4
			CB101022	COTTER VALVE	8
			JF511257	SEAT SPRING VALVE	4
			CB101009	SEAL - VALVE STEM	4

Kit List



Sr No	Kit Part No.	Kit Description	Consisting of Following Parts		
			Part No.	Description	Qty/Kit
9	36JF0196	KIT BLOCK PISTON K10UG	JF521216	PISTON ASSEMBLY	1
			JF521009	BLOCK CYLINDER	1
10	36JY0102	KIT OUT PUT SHAFT OIL SEAL	JY541058	OIL SEAL OUTPUT SHAFT	1
			JY551033	COLLAR SPROCKET	1
			JY551018	O RING SPROCKET COLLAR	1
11	36DV0007	KIT STEERING CONE (NEW)	DG181045	BEARING CONE :- UPPER	1
			DG181046	BEARING RACE - UPPER	1
			DG181047	BEARING RACE - LOWER	1
			DG181005	BEARING CONE	1

Amendment Sheet



Page no.	Fig. no.	Old part no.	New part no.	Description	Updation date	Remarks

Amendment Sheet



Page no.	Fig. no.	Old part no.	New part no.	Description	Updation date	Remarks

Amendment Sheet



Page no.	Fig. no.	Old part no.	New part no.	Description	Updation date	Remarks

Amendment Sheet



Page no.	Fig. no.	Old part no.	New part no.	Description	Updation date	Remarks

Part Index



Part Number	Figure No.	Page No.
30101195	3	34
30101236	17	56
30141031	6	56
30151082	12	70
30191038	14	74
30191048	3	104
30201064	4	104
31101173	7	14
39019811	15	74
39019811	14	82
39023911	3	90
39023911	11	92
39023911	8	98
39023911	10	102
39025411	9	72
39032615	3	58
39080808	16	74
39099906	25	4
39102121	8	4
39104119	15	32
39104319	8	24
39105315	7	54
39128321	16	4
39130911	16	72
39135315	38	106
39150711	9	104
39153721	3	32
39155304	11	78
39166511	3	26
39183911	20	88
39183911	12	98
39186420	3	22
39190701	6	88
39195604	10	104

Part Number	Figure No.	Page No.
39199020	14	32
39199819	10	76
39200511	13	22
39201619	7	32
39203804	11	70
39214124	13	88
39218106	4	12
39218106	17	24
39218520	7	22
39220307	4	14
39242001	24	74
39256220	8	22
39256220	18	24
39260120	6	22
39260801	14	4
39266921	11	10
39270411	5	30
39270411	15	98
39271115	6	30
39272315	9	50
59040048	4	68
01100905	11	20
36DH1902	4	66
36DT0034	14	66
36DV0007	9	52
36JF0051	1	24
36JF0052	2	22
36JF0054	17	14
36JF0054	2	36
36JF0056	21	70
36JF0060	2	12
36JF0064	12	66
36JF0079	3	74
36JF0082	17	66

Part Index



Part Number	Figure No.	Page No.
36JF0089	40	8
36JF0090	42	8
36JF0091	44	8
36JF0092	46	8
36JF0093	48	8
36JF0094	50	8
36JF0095	52	8
36JF0096	54	8
36JF0097	56	8
36JF0098	58	8
36JF0099	59	8
36JF0100	60	8
36JF0101	61	8
36JF0102	62	8
36JF0103	10	6
36JF0104	11	6
36JF0105	12	6
36JF0179	2	72
36JF0180	3	72
36JF0181	4	72
36JF0182	5	72
36JF0183	1	4
36JF0195	7	36
36JF0196	1	12
36JF0198	9	6
36JG0017	6	68
36JG0018	21	74
36JL0039	6	26
36JU0015	11	104
36JY0029	13	6
36JY0030	14	6
36JY0031	15	6
36JY0032	16	6
36JY0033	17	6

Part Number	Figure No.	Page No.
36JY0034	18	6
36JY0035	19	6
36JY0036	20	6
36JY0037	22	6
36JY0038	24	6
36JY0039	26	6
36JY0040	28	6
36JY0041	30	6
36JY0042	32	8
36JY0043	34	8
36JY0044	36	8
36JY0045	38	8
36JY0046	39	8
36JY0047	41	8
36JY0048	43	8
36JY0049	45	8
36JY0050	47	8
36JY0051	49	8
36JY0052	51	8
36JY0053	53	8
36JY0054	55	8
36JY0055	57	8
36JY0056	21	6
36JY0057	23	6
36JY0058	25	6
36JY0059	27	6
36JY0060	29	6
36JY0061	31	6
36JY0062	33	8
36JY0063	35	8
36JY0064	37	8
36JY0102	26	16
36PD0038	16	66
52DT0657	1	2

Part Index



Part Number	Figure No.	Page No.	Part Number	Figure No.	Page No.
52JF0062	7	20	56JF3YY9	13	56
52JF0328	20	104	56JF5AW4	15	78
52JF1224	1	32	56JF5BW4	17	78
52JF1225	1	34	56JF6R33	4	62
52JF1345	6	112	56JF6T33	3	62
52JF1346	7	112	56JF8C8T	3	112
52JF1347	8	112	56JF8C9A	3	112
52JF1348	9	112	56JF8D8T	4	112
52JF1349	10	112	56JF8D9A	4	112
52JF1351	6	112	56JF8L8T	17	114
52JF1352	7	112	56JF8L9A	17	114
52JF1353	8	112	AA101437	5	22
52JF1354	9	112	AA101437	9	32
52JF1355	10	112	AH401408	9	60
52JY0667	22	104	AN111015	9	46
56DT0233	1	50	BF185019	11	82
56DT0333	2	50	BF185019	10	98
56DT28Y9	1	54	BF621402	8	44
56DT3SY9	9	56	CB101009	6	6
56DT3TY9	15	56	CB101022	5	6
56DT4JY9	10	56	CS101128	8	10
56DT4KY9	16	56	DD111011	8	46
56DT5U36	11	110	DD111012	4	46
56DT5V36	12	110	DD161071	15	42
56JF124X	20	114	DD161071	12	48
56JF134X	19	114	DE151046	10	74
56JF144x	1	112	DE151047	9	74
56JF154X	2	112	DE191010	10	66
56JF228T	5	112	DE191010	12	72
56JF229A	5	112	DE191010	8	74
56JF244X	1	82	DE191028	7	66
56JF254X	2	82	DE191029	6	66
56JF3333	23	78	DE191033	15	66
56JF3XY9	1	56	DG101275	15	14

Part Index



Part Number	Figure No.	Page No.	Part Number	Figure No.	Page No.
DG151005	3	64	DK151069	13	72
DG171018	5	54	DK151069	4	74
DG171019	3	54	DK151073	17	74
DG181003	8	52	DK151074	18	74
DG181004	7	52	DK151081	4	70
DH101385	7	72	DK151082	5	70
DH111013	11	46	DK151085	13	74
DH111016	10	46	DK151088	11	74
DH161155	13	42	DK151089	12	74
DH161157	14	42	DK171006	4	54
DH181022	3	78	DK181050	10	52
DH191067	4	78	DK181051	11	52
DH191068	5	78	DK181075	5	52
DJ161229	10	82	DK181076	6	52
DJ161229	7	88	DK211007	7	48
DJ161229	9	90	DP101191	9	22
DJ161229	9	98	DP161094	6	76
DJ161229	6	102	DP161145	13	102
DJ181065	12	92	DS101154	10	26
DJ181065	16	98	DS101215	12	32
DJ191029	2	66	DS141012	7	90
DJ191030	3	66	DT113014	12	56
DJ191031	5	66	DT113015	14	56
DJ201109	9	66	DT113827	2	52
DJ201109	18	66	DT113841	3	86
DJ201173	22	102	DT113848	10	50
DK101225	9	4	DT113848	13	54
DK101284	2	44	DT113851	32	106
DK101340	10	4	DT113855	3	46
DK111028	12	4	DT131017	12	64
DK151026	2	62	DT131210	16	70
DK151045	20	74	DT131214	23	70
DK151063	7	74	DT131826	1	74
DK151069	11	66	DT131867	6	64

Part Index



Part Number	Figure No.	Page No.
DT131875	10	72
DT131878	14	72
DT171061	10	84
DT171075	4	84
DT171078	5	84
DT171087	18	84
DT171089	19	84
DT171814	20	84
DT171839	16	84
DT171847	12	86
DT181007	1	90
DT181022	12	104
DT181297	4	96
DT181306	1	98
DT181307	12	82
DT181308	1	96
DT181316	17	104
DT181317	18	104
DT232605	10	48
DT351202	1	46
DT351204	6	46
DT401002	1	100
DT401003	2	100
DT401020	13	98
DT402226	27	104
DT402404	9	64
DT402404	6	70
DT402409	1	92
DT402410	17	88
DT511270	7	6
DT541202	6	34
DT561205	9	20
DT581028	4	40
DT581062	5	40

Part Number	Figure No.	Page No.
DT581074	10	40
DT581401	27	4
DT581401	3	38
DT591305	21	42
DT601218	12	30
DT601219	13	30
FD211006	4	48
GF161143	18	56
JA541021	5	24
JB401012	22	88
JC191009	9	76
JD161006	8	60
JD191006	9	48
JD351207	5	46
JD351207	7	46
JF111179	3	52
JF111192	1	52
JF113012	5	56
JF113036	22	74
JF113037	12	76
JF113208	14	60
JF113209	2	60
JF113210	13	60
JF113212	1	60
JF113422	17	54
JF113423	16	54
JF113424	13	50
JF113817	14	48
JF113818	20	102
JF113821	22	86
JF113842	34	106
JF113848	29	30
JF113849	30	30
JF113851	23	80

Part Index



Part Number	Figure No.	Page No.
JF113852	6	72
JF113853	19	86
JF113855	10	60
JF121016	7	80
JF121018	1	80
JF121020	16	80
JF121022	2	80
JF121023	3	80
JF122014	3	70
JF122015	10	54
JF122016	8	54
JF122048	6	54
JF122069	11	54
JF122090	14	54
JF131230	25	70
JF131854	15	72
JF131861	10	70
JF131876	5	64
JF131882	1	72
JF131888	2	74
JF131889	8	66
JF151041	1	78
JF151047	12	42
JF151047	18	78
JF151054	19	78
JF151055	27	78
JF161004	5	76
JF161006	1	76
JF161007	2	76
JF161013	9	78
JF161014	28	78
JF161204	2	94
JF161205	1	94
JF171019	16	88

Part Number	Figure No.	Page No.
JF171022	1	88
JF171023	6	84
JF171024	7	84
JF171025	8	84
JF171026	9	84
JF171028	12	88
JF171029	18	88
JF171035	8	88
JF171036	9	88
JF171037	2	88
JF171047	4	88
JF171048	3	88
JF171054	15	88
JF171057	21	88
JF171072	1	84
JF171073	1	84
JF171087	19	88
JF171093	25	114
JF171603	11	84
JF171607	16	86
JF171623	13	86
JF171624	6	86
JF171625	9	86
JF171802	15	84
JF171807	18	86
JF181257	5	82
JF181262	27	30
JF181265	9	92
JF181266	5	98
JF181269	2	92
JF181270	17	98
JF181271	2	102
JF181272	15	104
JF181277	6	98

Part Index



Part Number	Figure No.	Page No.
JF181307	14	102
JF181308	14	104
JF181309	15	82
JF181313	18	114
JF181316	3	96
JF181346	16	50
JF181348	15	50
JF181420	7	102
JF181421	24	102
JF181422	19	102
JF181423	1	58
JF181424	23	102
JF181471	9	80
JF181472	11	80
JF181473	5	58
JF191009	1	48
JF191012	8	48
JF231010	1	108
JF231208	6	110
JF231209	1	110
JF231210	2	110
JF231211	8	110
JF231608	25	78
JF231609	26	78
JF232611	21	84
JF232616	21	78
JF232618	21	78
JF233198	11	112
JF233199	12	112
JF233215	21	114
JF233216	22	114
JF233218	4	34
JF233219	13	32
JF233222	21	114

Part Number	Figure No.	Page No.
JF233223	22	114
JF233230	23	114
JF233231	24	114
JF233234	4a	34
JF233234	15	114
JF233235	13a	32
JF233235	16	114
JF351013	5	44
JF351014	17	44
JF351016	1	44
JF351404	21	104
JF351600	14	44
JF401022	5	102
JF401413	7	78
JF401414	8	78
JF401415	12	60
JF402004	12	46
JF402211	6	104
JF402212	5	104
JF402234	16	44
JF402248	1	104
JF402415	23	88
JF501015	1	22
JF511052	17	4
JF511249	9	10
JF511253	2	10
JF511255	1	10
JF521216	6	12
JF521300	5	12
JF531020	1	14
JF531021	11	14
JF531213	11	26
JF541016	25	24
JF541017	26	24

Part Index



Part Number	Figure No.	Page No.
JF541204	4	32
JF541208	18	32
JF541210	17	32
JF541211	13	114
JF541212	14	114
JF551419	1	36
JF561000	1	18
JF561001	10	18
JF561408	6	20
JF561410	8	20
JF581022	2	40
JF581029	1	40
JF581030	7	40
JF591099	2	42
JF591182	6	42
JF591213	1	42
JF591222	3	42
JF601201	1	30
JF601202	14	30
JF601203	10	30
JF601205	2	30
JF611201	6	38
JF611202	1	38
JF611203	1	38
JG113832	14	80
JG121012	6	80
JG121028	12	80
JG131001	11	64
JG131003	1	64
JG131007	13	64
JG131020	2	64
JG131038	1	62
JG131220	9	70
JG131228	20	70

Part Number	Figure No.	Page No.
JG131235	18	70
JG131245	5	62
JG131802	7	64
JG131804	1	68
JG131811	2	68
JG131813	5	68
JG131821	5	74
JG151022	6	78
JG161008	10	78
JG161010	1	66
JG161010	13	78
JG171029	24	30
JG171086	10	86
JG181239	26	74
JG181255	8	102
JG181259	6	82
JG191008	3	48
JG232603	15	48
JG232606	13	48
JG351400	13	4
JG351805	9	38
JG401006	11	102
JG401036	17	102
JG402002	7	104
JG402228	30	104
JG402229	28	104
JG402230	29	104
JG402234	31	104
JG511010	23	42
JG511016	7	4
JG511021	4	2
JG511022	3	2
JG511046	6	4
JG511270	12	10

Part Index



Part Number	Figure No.	Page No.
JG531040	8	14
JG531215	15	26
JG541021	29	4
JG541021	6	32
JG541074	24	24
JG541230	2	32
JG541232	2	34
JG561008	2	18
JG561009	11	22
JG561010	3	18
JG561204	14	22
JG561205	12	22
JG561216	4	20
JG561217	3	20
JG561218	2	20
JG561222	4	18
JG561226	10	22
JG571014	17	22
JG571016	18	22
JG581056	12	40
JG591070	8	42
JG591100	22	42
JG601005	14	26
JG601007	16	22
JG601007	21	22
JG601012	5	26
JG601014	9	30
JG601016	17	30
JG601209	15	30
JG601210	16	30
JG601211	21	30
JG601213	23	30
JG601230	22	30
JG601235	3	30

Part Number	Figure No.	Page No.
JG601237	7	30
JG611006	8	38
JG611206	5	38
JH181255	5	90
JH181255	4	98
JK191005	6	48
JL111103	7	50
JL113036	11	56
JL113809	4	52
JL113825	13	104
JL131211	24	70
JL131216	14	70
JL131220	6	74
JL131877	19	74
JL131878	23	74
JL171019	13	84
JL171020	14	84
JL171836	15	86
JL181027	5	88
JL191017	5	48
JL231003	2	108
JL231209	7	110
JL232604	11	48
JL351218	11	4
JL401406	8	76
JL403000	2	104
JL403001	25	104
JL403200	24	104
JL531203	7	26
JL541227	11	32
JL561409	10	20
JL561410	12	20
JL571001	19	22
JL601005	1	26

Part Index



Part Number	Figure No.	Page No.
JL601010	22	22
JL601213	25	30
JL601215	26	30
JL601216	4	30
JL601235	20	30
JM191014	7	76
JN351604	26	104
JP511215	3	10
JP581018	11	40
JP591012	7	42
JP591042	9	42
JU121009	10	80
JU121020	18	80
JU131222	17	70
JU131802	8	70
JU131815	8	68
JU131816	7	68
JU171606	8	86
JU232800	1	102
JU511204	2	6
JY113842	14	86
JY121011	20	78
JY121011	17	80
JY171069	5	86
JY171070	11	86
JY171077	1	86
JY171090	12	84
JY171090	7	86
JY171825	17	86
JY181255	17	82
JY181284	4	82
JY351800	2	24
JY401024	3	100
JY401025	4	100

Part Number	Figure No.	Page No.
JY401404	24	78
JY402235	22	84
JY403604	33	106
JY511058	21	4
JY511068	20	4
JY511074	19	4
JY511128	2	2
JY511139	18	4
JY511212	3	6
JY511220	6	10
JY511221	8	6
JY511226	1	6
JY511227	5a	10
JY511229	5	10
JY511231	4	6
JY521006	3	12
JY531005	5	14
JY531008	14	14
JY531026	13	14
JY531027	3	14
JY531036	2	14
JY531220	8	26
JY541009	7	10
JY541024	19	24
JY541031	10	24
JY541034	14	24
JY541038	9	18
JY541039	8	18
JY541040	10	44
JY541047	4	22
JY541058	12	24
JY541080	29	24
JY541081	28	24
JY541220	8	32

Part Index



Part Number	Figure No.	Page No.	Part Number	Figure No.	Page No.
JY541225	5	32	JY551402	6	44
JY541276	8	34	JY551403	3	36
JY551005	17	16	JY551404	14	36
JY551006	13	16	JY551435	4	36
JY551008	12	16	JY551436	8	36
JY551010	4	16	JY551437	9	36
JY551018	25	16	JY551438	13	36
JY551021	7	16	JY551439	15	36
JY551022	2	16	JY551441	6	36
JY551023	1	16	JY551442	5	36
JY551024	11	16	JY551443	16	36
JY551027	19	16	JY561002	7	18
JY551029	27	16	JY561004	6	18
JY551030	28	16	JY561008	11	18
JY551205	22	16	JY561205	1	20
JY551212	12	14	JY571008	20	24
JY551214	6	16	JY571009	23	24
JY551215	10	16	JY571012	1	28
JY551217	24	16	JY571015	7	28
JY551218	20	16	JY571023	4	28
JY551221	9	44	JY571024	6	28
JY551225	12	44	JY571029	30	24
JY551226	13	44	JY571030	6	24
JY551228	9	16	JY581016	8	40
JY551229	5	16	JY581028	9	40
JY551230	3	16	JY581404	28	4
JY551231	8	16	JY581405	2	38
JY551232	23	16	JY581405	6	40
JY551233	14	16	JY591303	18	42
JY551234	18	16	JY601215	11	30
JY551235	16	16	JY601241	8	30
JY551236	21	16	JY611000	7	38
JY551237	15	16	JY621411	7	44
JY551401	10	36	JZ131875	3	76

Part Index



Part Number	Figure No.	Page No.	Part Number	Figure No.	Page No.
JZ161028	12	78	KAED0622	13	46
JZ171055	2	86	KAED0622	16	104
JZ181271	8	90	KAED0625	19	104
JZ181365	5	92	KAED0635	23	4
JZ232814	3	102	KAED0820	6	50
KACA0635	13	82	KAEG0645	22	4
KACA0818	10	110	KAEQ0640	24	4
KACA0820	2	56	KAEW0616	20	22
KACB0622	9	110	KAEW0616	28	30
KACF0612	7	82	KAEW0616	7	70
KACF0612	35	106	KAEW0620	10	10
KACH0610	5	42	KAEW0620	2	26
KACH0614	4	42	KAEW0625	11	72
KACJ0655	2	78	KAEW0635	9	24
KADA0510	10	88	KAEW0635	10	32
KADA0610	15	102	KAEW0635	5	34
KADA0612	19	42	KAEW0650	7	34
KADA0612	4	86	KBAA0510	7	60
KADA0614	8	72	KBBP0530	2	98
KADC0516	2	84	KBRF3510	11	88
KADD0610	4	90	KBUA0512	9	82
KADD0610	21	102	KBUA0614	14	98
KADD0620	19	56	KBUA0630	3	40
KADD0622	5	20	KBUB0508	4	92
KADD0840	20	42	KBUF0614	10	92
KADQ0625	15	44	KBUF0614	7	98
KADS0516	11	60	KBUH0514	14	88
KADT0612	9	102	KBUH0514	11	98
KADT0814	14	50	KBUH0514	4	102
KADW0820	3	84	KCAA0504	7	92
KADW1050	11	42	KCAD0605	20	56
KADW10B0	8	50	KCAM0806	9	54
KAEA0610	21	86	KCGA0606	20	86
KAED0620	2	46	KCGD0606	23	104

Part Index



Part Number	Figure No.	Page No.	Part Number	Figure No.	Page No.
KDAA0510	3	98	LAC00144	4	10
KDAA0816	7	56	LAC00148	16	78
KDAA0816	30	78	LAC00149	3	110
KDAE0510	2	58	LAD00037	13	66
KDBA0512	3	92	LAD00063	4	24
KDDA0815	29	78	LAD00079	3	68
Kddb1018	12	50	LAD00085	25	74
KEAB1010	2	28	LAD00085	13	76
KEBA3715	11	24	LAD00102	8	92
KHAA2015	4	76	LAD00102	19	98
KHAA2520	8	56	LAD00108	2	54
KJAC1824	15	4	LAD00113	2	48
KPAC6205	19	70	LAD00124	3	44
KPBC6202	4	64	LAD00154	17	84
KPBC6202	15	70	LAD00166	17	36
KPBC6302	13	70	LAD00184	3	60
KPBF6304	9	26	LAD00191	18	50
LAA00051	4	50	LAD00200	4	60
LAC00005	5	100	LAD00231	5	60
LAC00008	36	106	LAD00244	22	78
LAC00010	13	80	LAE00001	15	22
LAC00024	5	18	LAE00010	3	24
LAC00032	30	4	LAE00017	29	16
LAC00054	2	96	LAE00018	8	28
LAC00071	4	58	LAE00042	11	44
LAC00079	3	56	LAE00048	4	26
LAC00086	13	26	LAE00049	19	30
LAC00099	16	42	LAE00054	17	50
LAC00103	14	78	LAE00055	10	64
LAC00105	12	54	LAJ00013	3	50
LAC00107	3	4	LAJ00020	11	50
LAC00115	15	54	LBB00007	13	24
LAC00119	13	110	LBB00007	27	24
LAC00141	31	78	LBB00015	6	58

Part Index



Part Number	Figure No.	Page No.	Part Number	Figure No.	Page No.
LBC00003	26	4	LDB00074	25	102
LBC00003	4	38	LDB00076	4	110
LBR00003	12	102	LDF00002	6	100
LBU00053	3	82	LDH00002	9	14
LBU00055	8	82	LFB00001	6	14
LBU00057	16	82	LHD00001	5	28
LBU00065	2	90	LHE00003	4	56
LBU00069	6	90	LJA00001	16a	4
LCA00008	18	102	LJA00002	21	24
LCG00002	16	14	LJA00004	7	24
LCG00008	16	102	LJA00005	18	30
LCG00009	11	36	LJA00006	22	24
LCG00024	5	4	LPA00004	12	36
LCG00024	10	42	LPB00002	16	24
LCH00001	6	60	LPB00003	15	24
LCH00002	5	50	PA401600	8	104
LCJ00005	1	70	PF181211	18	98
LCL00004	22	70	YJF19001	14	92
LCL00007	5	110	YJF19002	13	92
LDA00012	7	100	YJF19003	4	80
LDA00014	2	4	YJF19004	5	80
LDA00015	4	4	YJF19005	21	80
LDA00017	3	28	YJF19006	20	80
LDB00007	6	92	YJF19007	15	80
LDB00020	16	32	YJF19008	19	80
LDB00033	10	14	YJF19009	22	80
LDB00036	8	80			
LDB00041	4	44			
LDB00051	12	26			
LDB00056	11	76			
LDB00057	8	64			
LDB00057	2	70			
LDB00068	17	42			
LDB00072	37	106			

Part Index



Part Number	Figure No.	Page No.

Part Number	Figure No.	Page No.

Part Index



Part Number	Figure No.	Page No.