

# Spare Parts Catalogue



## Notice

---

All information contained in this manual is based on the latest product information at the time of publication. Bajaj Auto Limited accepts no liability for any inaccuracies or omissions in this publication, although every possible care has been taken to make it as complete and accurate as possible. All procedures and specifications subject to change without prior notice. The right is reserved to make such changes at any time without prior notice and without incurring an obligation to make such changes to product manufactured previously. Contact your authorized Bajaj Dealer for the latest information on product improvements incorporated after this manual was issued.

**DOC. NO.: XXXXXXXX**

**REV. 01, JUL 15**

Copy rights : All rights reserved. No part of this publicatin may be reproduced, stored in a retrival system, Or transmitted in any form or by any means, electronic mechanical photocopying, recording or otherwise, without the prior written permission of Bajaj Auto LTD.

---



## Foreword

We have pleasure in presenting the Spare Parts Catalogue for 'Pulsar NS 150 & AS 150' Motorcycle. This catalogue has been specially designed to assist you in selecting the correct parts for procurement to maintain 100% availability.

The Bajaj spares are subjected to the stringent quality control standards to ensure longer life of the vehicle. It is therefore necessary that only the Genuine Bajaj Spares are used.

In a continual effort to improve Performance and Efficiency of the vehicles, Specifications, Diagrams, Illustrations and Part Numbers can change without notice. Consequently, the description in this Spare Parts Catalogue cannot therefore be final and binding on us.

The modifications / alterations which are carried out after the issue of this catalogue, will be conveyed to you through our Service Circulars. You are requested to make necessary corrections in the Parts Catalogue as per the circulars so as to keep your catalogue up-to-date. This will ensure the appropriate and speedy delivery of the Spare Parts as the order placed will bear the latest part numbers.

In case, if you need any technical assistance contact the concerned Regional Office or write to us on the following address :

### Bajaj Auto Limited

#### Service Department

Akurdi, Pune 411 035 India

Phone : 020-27406557

Fax : 020-27407385

## Instructions

- 1. How to Read the Catalogue :** Open the catalogue and from the pictorial index locate the group in which the part you want to find is present. Turn over to the concerned page number (as given by pictorial index). Now find out the figure of the part you wish to order. Write down the part number against that particular figure number from the text.

In case, if you have the part number and you need the other details, the part index can be used. The part index (at the end of the catalogue) will give you the figure and page number of the part you wish to order.

- 2. How to Order Spare Parts :** The part number and the description of the part required should be invariably mentioned in the order as per the catalogue text.

The latest part number as conveyed through our service circulars should only appear on the order. In case of ordering painted components, colour shade of the components should be mentioned.

The quantity shown against the part number is the quantity per vehicle for that group so that particular quantity should be multiplied by the number of sets required.

- 3. Part Number System :** We have used 8 digit system for part numbers. The model or hardware item is indicated by first two digits or alphanumeric, the next two or four digits indicate main group and the last four or two digits indicate serial number in main group or serial number or subgroup of fastener respectively. Thus the part numbers will be indicated by 2-2-4 or 2-4-2 digit system. Understanding this system will enable you to identify the spare parts easily.

- 4. Abbreviations :** The following abbreviations are used in this catalogue.

Assly	Assembly	V	Volts
N.I.	Not illustrated	W	Watts
C'case	Crankcase	Accl.	Accelerator
Cyl	Cylinder	Comp.	Complete
O/s	Over size	Fr.	Front
Rr.	Rear	Std.	Standard
L	Length	A/t.	Alternate
R.H.	Right hand	L.H.	Left hand
Hex.	Hexagonal	AR	As required

## Index

Plate No.	Description	Page No.
1	Cover Cylinder Head	2
2	Cylinder Head	4
3	Valve	6
4	Camshaft / Tensioner	8
5	Cylinder and Piston	10
6	Crankshaft	12
7	Transmission	14
8	Change Drum / Shift Fork	16
9	Gear Change Mechanism	18
10	Engine Assly / Crankcase RH	20
11	Crankcase LH	22
12	Balancer Idler Gear / Water Pump	24
13	Oil Pump	26
14	Radiator	28
15	Cover Clutch	30
16	Cover Magneto	32
17	Clutch Assly	34
18	Carburettor	36
19	Air Cleaner Complete	38
20	Silencer Assly	40
21	Starter Assly	42
22	Magneto, C.D.I. & H.T. Coil	44
23	Seat Assly / Seat Lock	46
24	Engine Mountings	48
25	Frame and Frame Fitting	50
26	Swing Arm / Rear Shock Absorber	52
27	Pillion Foot Rest / Holder	54
28	Mudguard- Front & Rear	56
29	Stand Assembly	58
30	Tyre/ Tube / Rim	60

## Index

Plate No.	Description	Page No.
31	Front Hub	62
32	Front Master Cylinder	64
33	Front Disc Brake	66
34	Rear Hub	68
35	Rear Disc Brake System	70
36	Rear Brake Pedal	72
37	Handle Bar Assly	74
38	Front Fork	76, 78
39	Painted Parts & Decals	80, 82
40	Radiator Cover	84
41	Petrol Tank, Cap Tank & Gauge Fuel	86
42	Fittings - Petrol Tank, Side Cover & Cover Seat	88
43	Meter Assly.	90
44	Control Cables	92
45	Chain Case	94
46	Head Lamp & Fairing	96
47	Indicator Light Assly.	98
48	Tail Lamp Assly. / Front No. Plate	100
49	Electrical Equipments	102
50	Tool Kit	104
51	Accessories / Grab Handle	106
	Kits List For Pulsar 135 LS	107, 108
		109
	Amendment Sheet (Parts Added)	111
	Amendment Sheet (Parts Deleted)	112
	Part Index	

# Pictorial Index



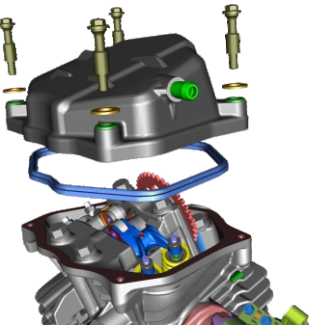
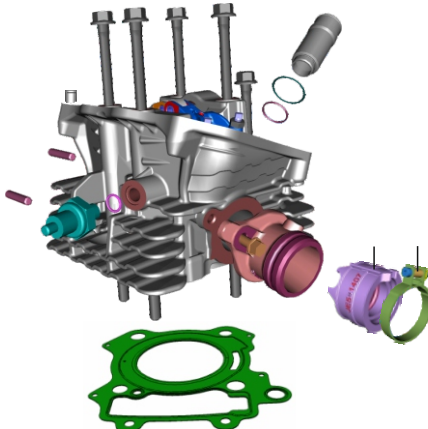
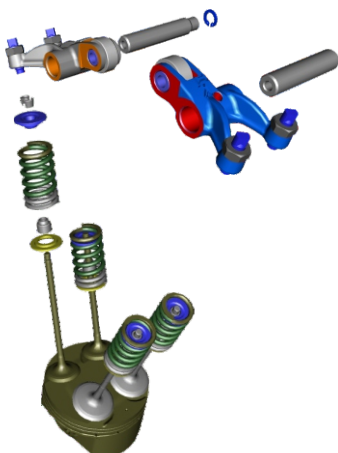

PLATE NO. : 1 COVER CYLINDER HEAD	PAGE NO. 1	PLATE NO. : 2 CYLINDER HEAD	PAGE NO. 3
			

PLATE NO. : 3 VALVE	PAGE NO. 5	PLATE NO. : 4 CAMSHAFT / TENSIONER	PAGE NO. 7
			

# Pictorial Index



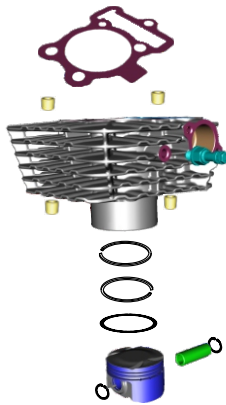
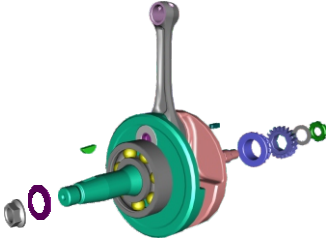
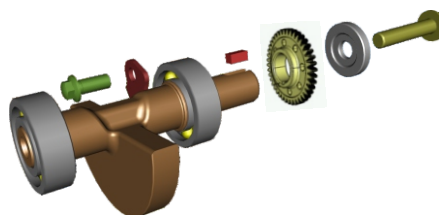

PLATE NO. : 5 CYLINDER & PISTON	PAGE NO. 9	PLATE NO. : 6 CRANKSHAFT	PAGE NO. 11
			

PLATE NO. : 7 BALANCER ASSEMBLY	PAGE NO. 13	PLATE NO. : 8 TRANSMISSION	PAGE NO. 15
			

## Pictorial Index

PLATE NO. : 9  
CHANGE DRUM / SHIFT FORK

PAGE NO.  
17

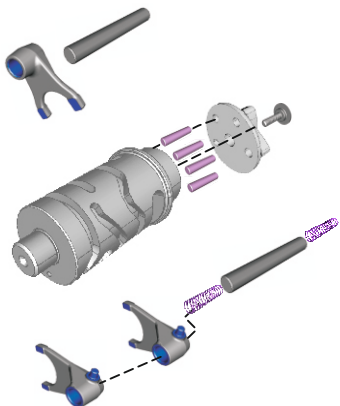


PLATE NO. : 10  
GEAR CHANGE MECHANISM

PAGE NO.  
19

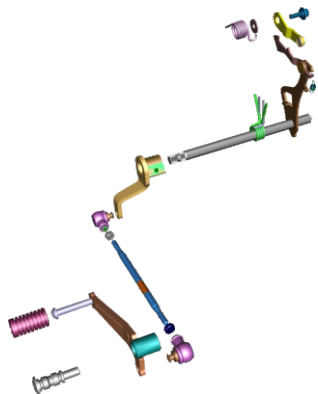


PLATE NO. : 11  
ENGINE ASSEMBLY / CRANKCASE RH

PAGE NO.  
21





PLATE NO. : 12  
CRANKCASE LH

PAGE NO.  
23



## Pictorial Index

PLATE NO. : 13  
OIL PUMP

PAGE NO.  
25

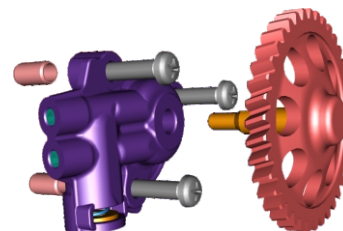


PLATE NO. : 14  
KICK ASSEMBLY

PAGE NO.  
27

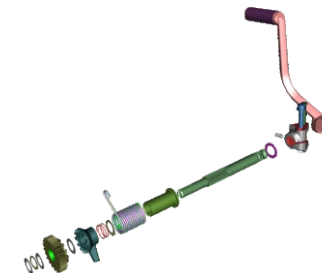


PLATE NO. : 15  
COVER CLUTCH

PAGE NO.  
29

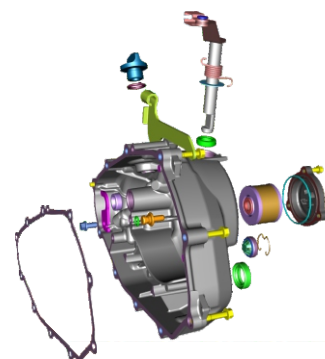
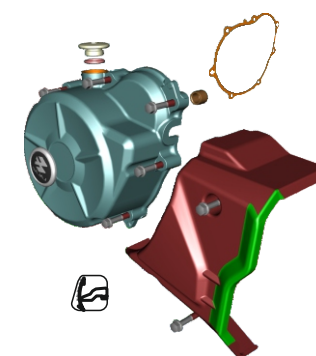


PLATE NO. : 16  
COVER MAGNETO

PAGE NO.  
31



## Pictorial Index

PLATE NO. : 17  
CLUTCH ASSEMBLY

PAGE NO.  
33

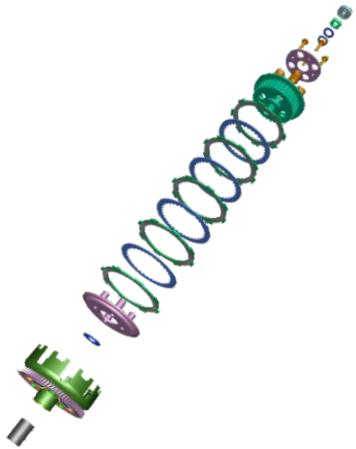


PLATE NO. : 18  
STARTER ASSEMBLY

PAGE NO.  
35

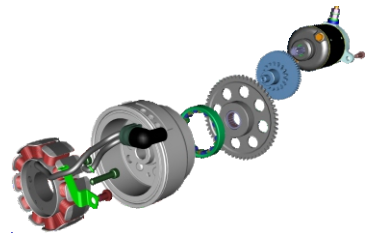


PLATE NO. : 19  
CDI & H T COIL

PAGE NO.  
37

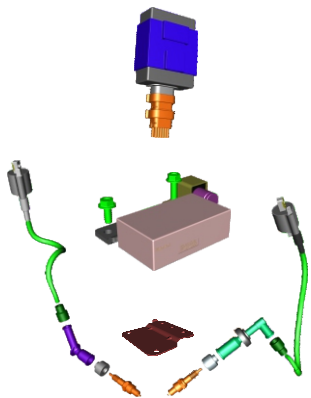
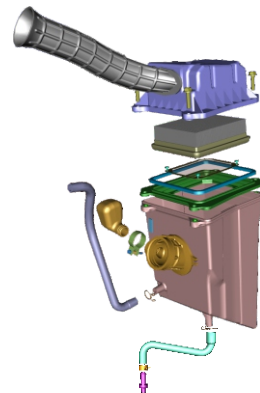


PLATE NO. : 20  
AIR FILTER ASSEMBLY

PAGE NO.  
39



## Pictorial Index

PLATE NO. : 21  
CARBURETOR

PAGE NO.  
41

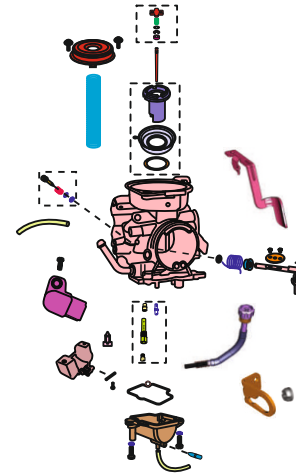


PLATE NO. : 22  
SILENCER ASSEMBLY

PAGE NO.  
43

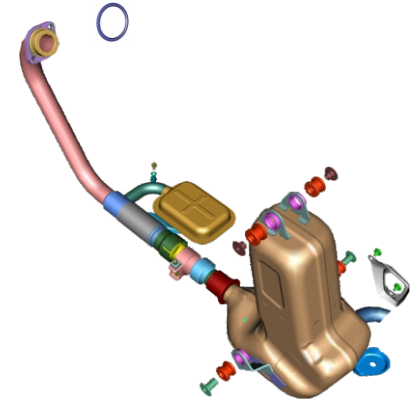


PLATE NO. : 23  
SEAT ASSEMBLY / SEAT LOCK

PAGE NO.  
45

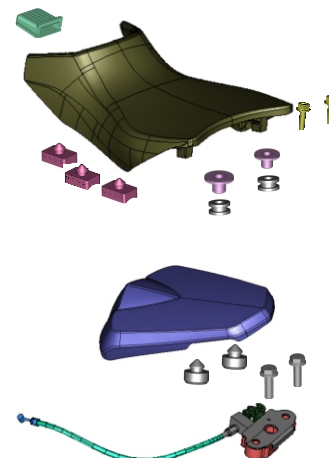
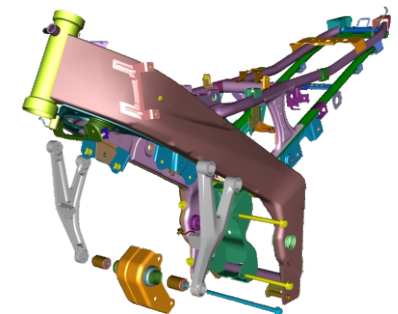


PLATE NO. : 24  
ENGINE MOUNTINGS

PAGE NO.  
47





# Pictorial Index



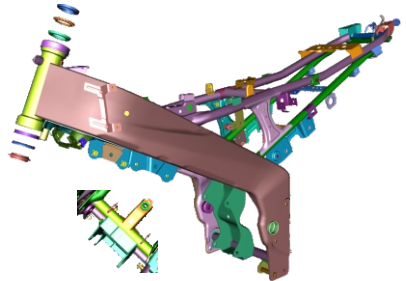
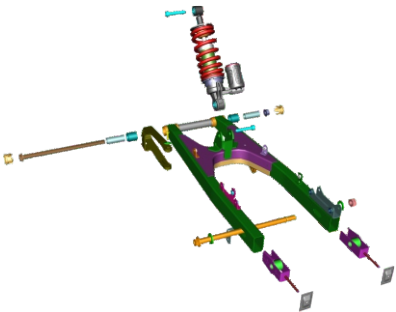
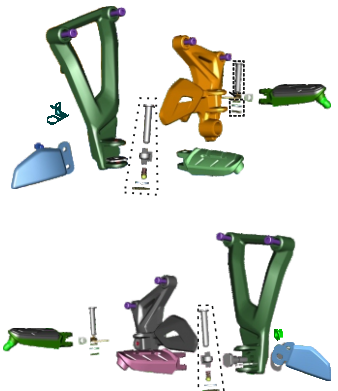
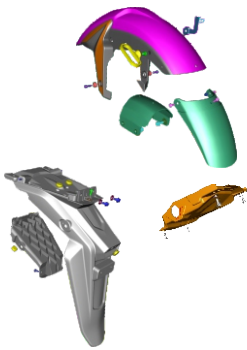
PLATE NO. : 25 FRAME & FITTINGS	PAGE NO. 49	PLATE NO. : 26 SWING ARM/REAR SHOCK ABSORBER	PAGE NO. 51
			

PLATE NO. : 27 PILLION FOOT REST / HOLDER	PAGE NO. 53	PLATE NO. : 28 MUD GUARD - FRONT & REAR	PAGE NO. 55
			

# Pictorial Index



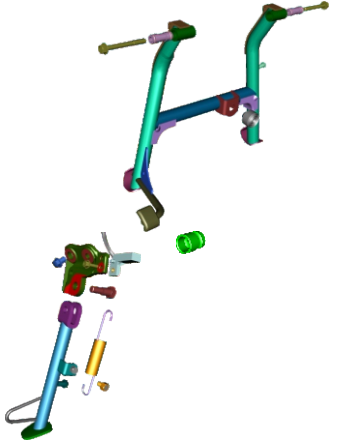

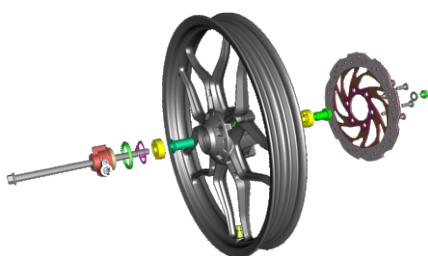
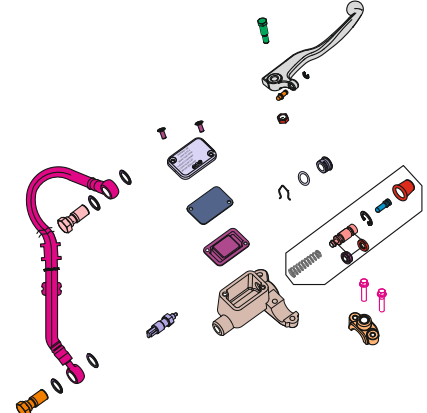
PLATE NO. : 29 STAND ASSEMBLY	PAGE NO. 57	PLATE NO. : 30 TUBE / TYRE / RIM	PAGE NO. 59
			

PLATE NO. : 31 FRONT HUB	PAGE NO. 61	PLATE NO. : 32 FRONT MASTER CYLINDER	PAGE NO. 63
			

## Pictorial Index

PLATE NO. : 33  
FRONT DISC BRAKE

PAGE NO.  
65

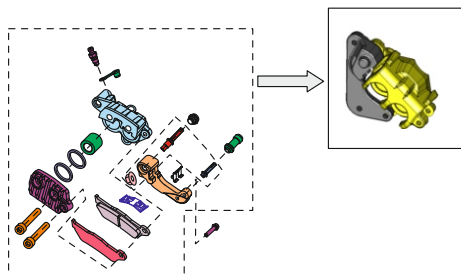


PLATE NO. : 34  
REAR HUB

PAGE NO.  
67




PLATE NO. : 35  
REAR DISC BRAKE SYSTEM

PAGE NO.  
69

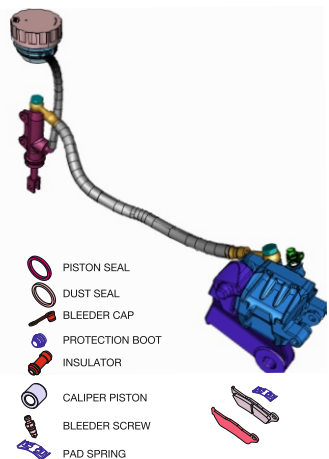
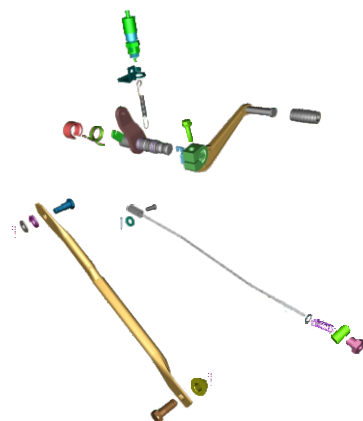


PLATE NO. : 36  
REAR BRAKE PEDAL

PAGE NO.  
71



## Pictorial Index

PLATE NO. : 37  
HANDLE BAR ASSEMBLY

PAGE NO.  
73

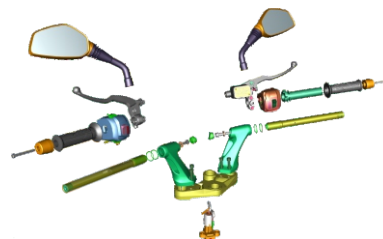


PLATE NO. : 38  
FRONT FORK

PAGE NO.  
75, 77

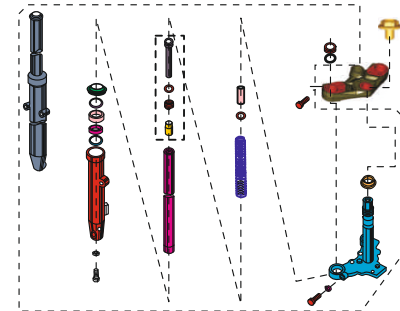


PLATE NO. : 39  
RADIATOR COVERS

PAGE NO.  
79, 81

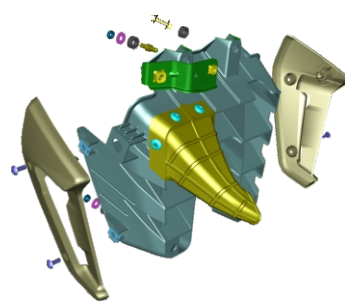
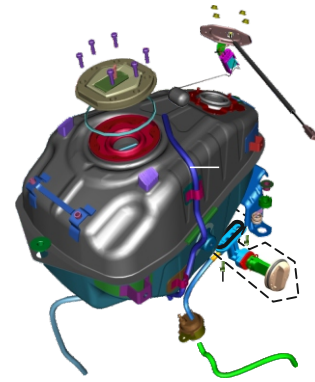


PLATE NO. : 40  
PETROL TANK, CAP TANK &  
GAUGE FUEL

PAGE NO.  
83



## Pictorial Index

PLATE NO. : 41  
 FITTING PETROL TANK COVER,  
 SIDE COVERS PULSAR 150 NS

PAGE NO.  
 85

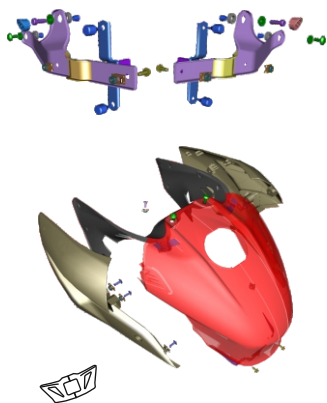


PLATE NO. : 42  
 FITTING PETROL TANK COVER,  
 SIDE COVERS PULSAR 150 AS

PAGE NO.  
 87

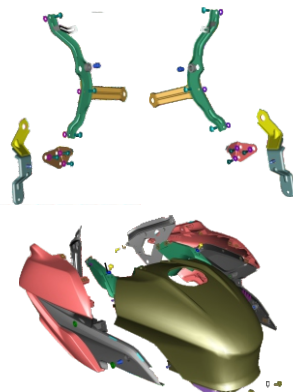


PLATE NO. : 43  
 FITTINGS - SEAT COVER  
 PULSAR 150 NS

PAGE NO.  
 89

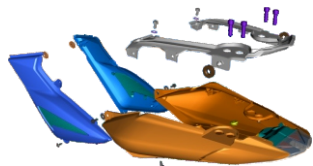
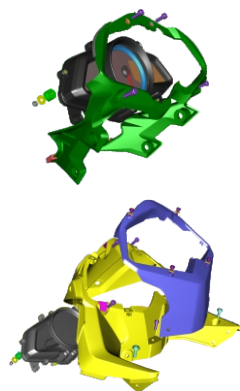


PLATE NO. : 44  
 SPEEDOMETER ASSEMBLY

PAGE NO.  
 91



## Pictorial Index

PLATE NO. : 45  
 CABELS

PAGE NO.  
 93




PLATE NO. : 46  
 CHAIN CASE

PAGE NO.  
 96

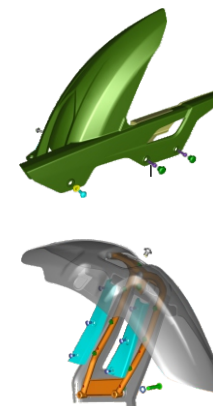


PLATE NO. : 47  
 HEAD LAMP ASSEMBLY  
 PULSAR 150 NS

PAGE NO.  
 97

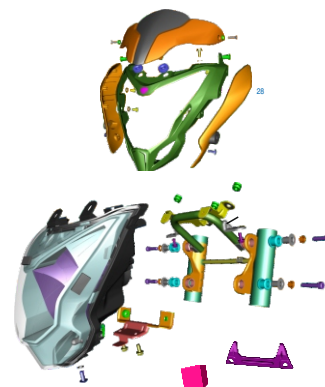
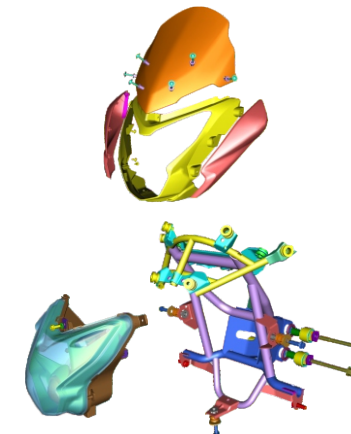


PLATE NO. : 48  
 HEAD LAMP ASSEMBLY  
 PULSAR 150 AS

PAGE NO.  
 99



## Pictorial Index

PLATE NO. : 49  
 INDICATOR ASSEMBLY

PAGE NO.  
 101

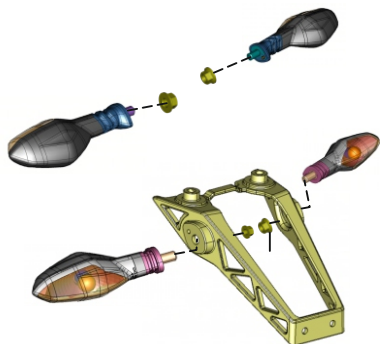


PLATE NO. : 50  
 TAIL LAMP ASSEMBLY &  
 NUMBER PLATE PULSAR 150 NS

PAGE NO.  
 103

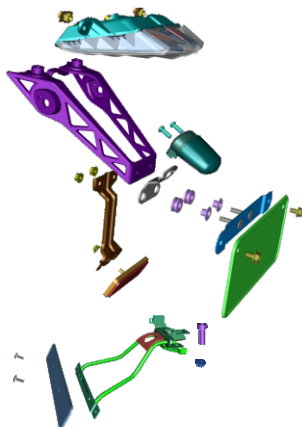
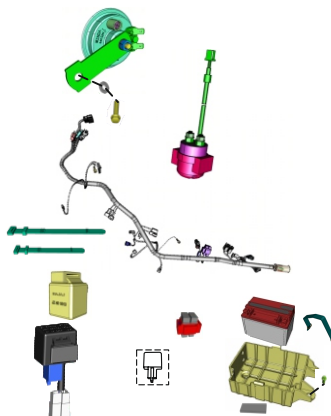


PLATE NO. : 51  
 TAIL LAMP ASSEMBLY &  
 NUMBER PLATE PULSAR 150 AS

PAGE NO.  
 105



PLATE NO. : 52  
 ELECTRICAL EQUIPMENTS



## Pictorial Index

PLATE NO. : 53  
 TOOL KIT

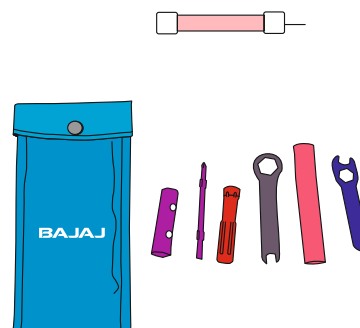


PLATE NO. : 54  
 ACCESSORIES / GRAB HANDLE

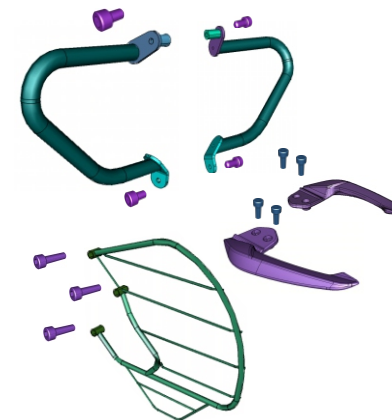


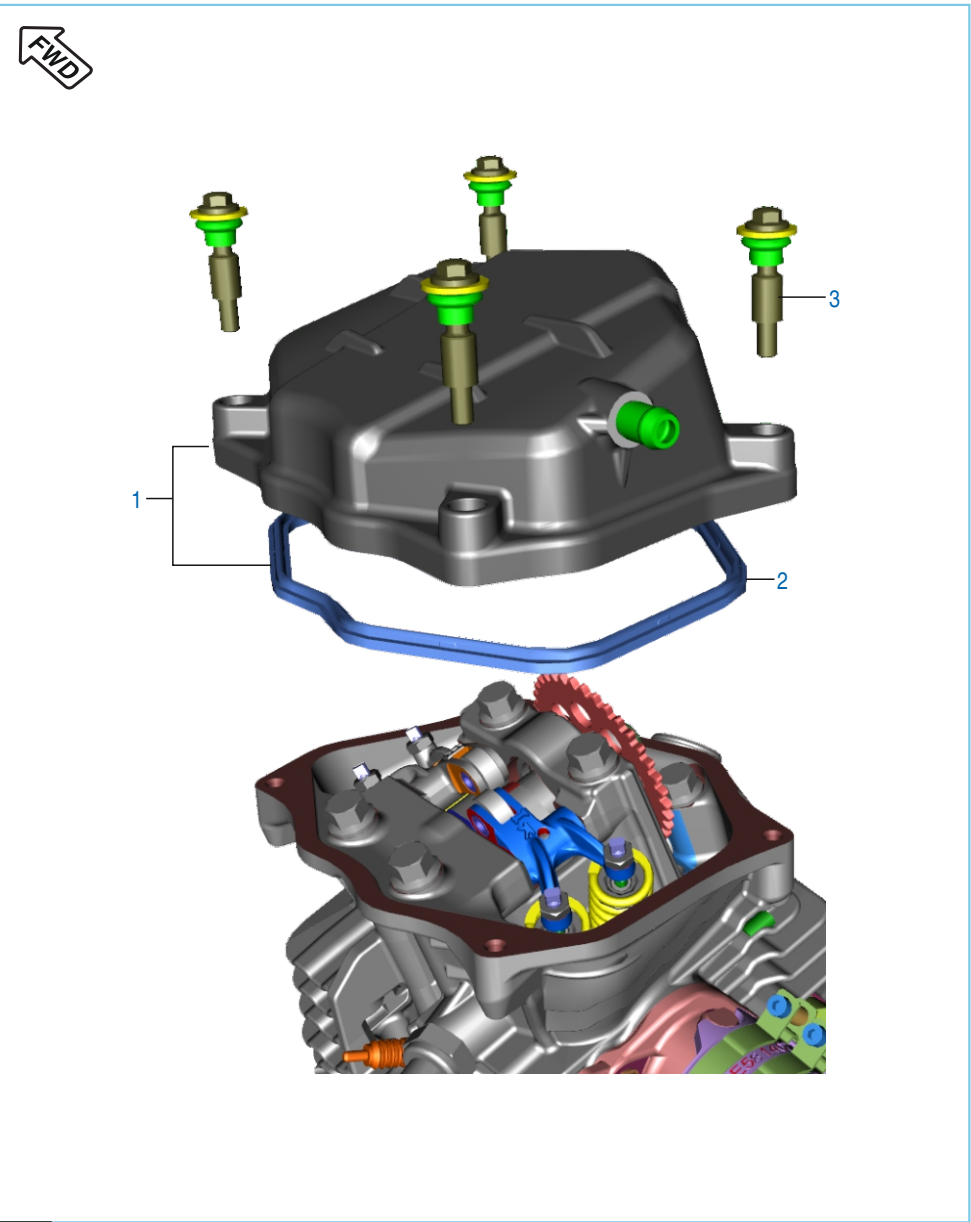
PLATE NO. : 55,56  
 PAINTED PARTS AND DECALS  
 PULSAR 150 NS



PLATE NO. : 57  
 PAINTED PARTS AND DECALS  
 PULSAR 150 AS



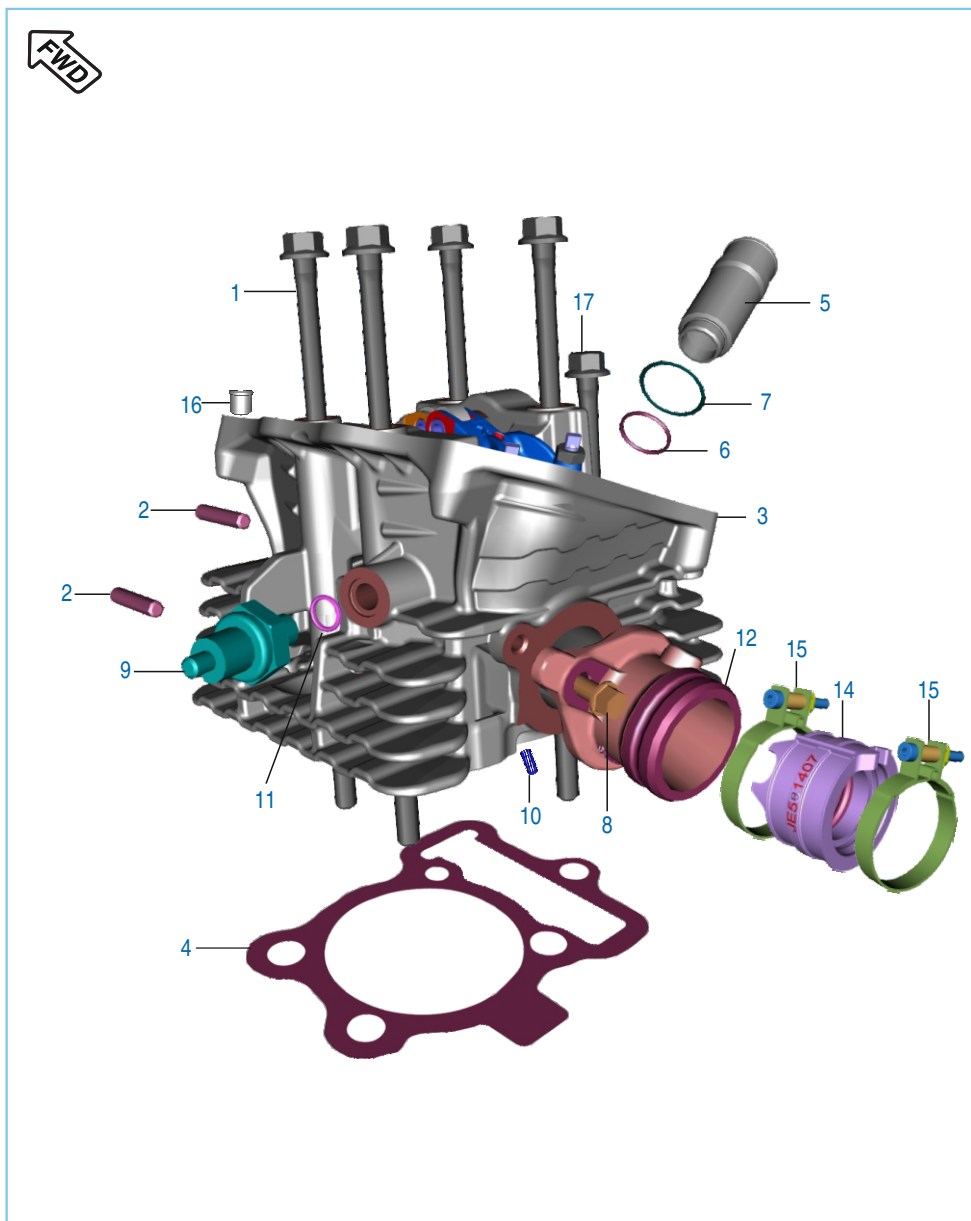
Cover Cylinder Head



No.	Part No.	Description	Qty.		Remarks
			NS	AS	
1	52 JE00 74	Assly Cover Cylinder Head	1	1	
2	JE 5110 38	Gasket Head Cover	1	1	
3	JE 5110 53	Assly Bolt Head Cover	4	4	

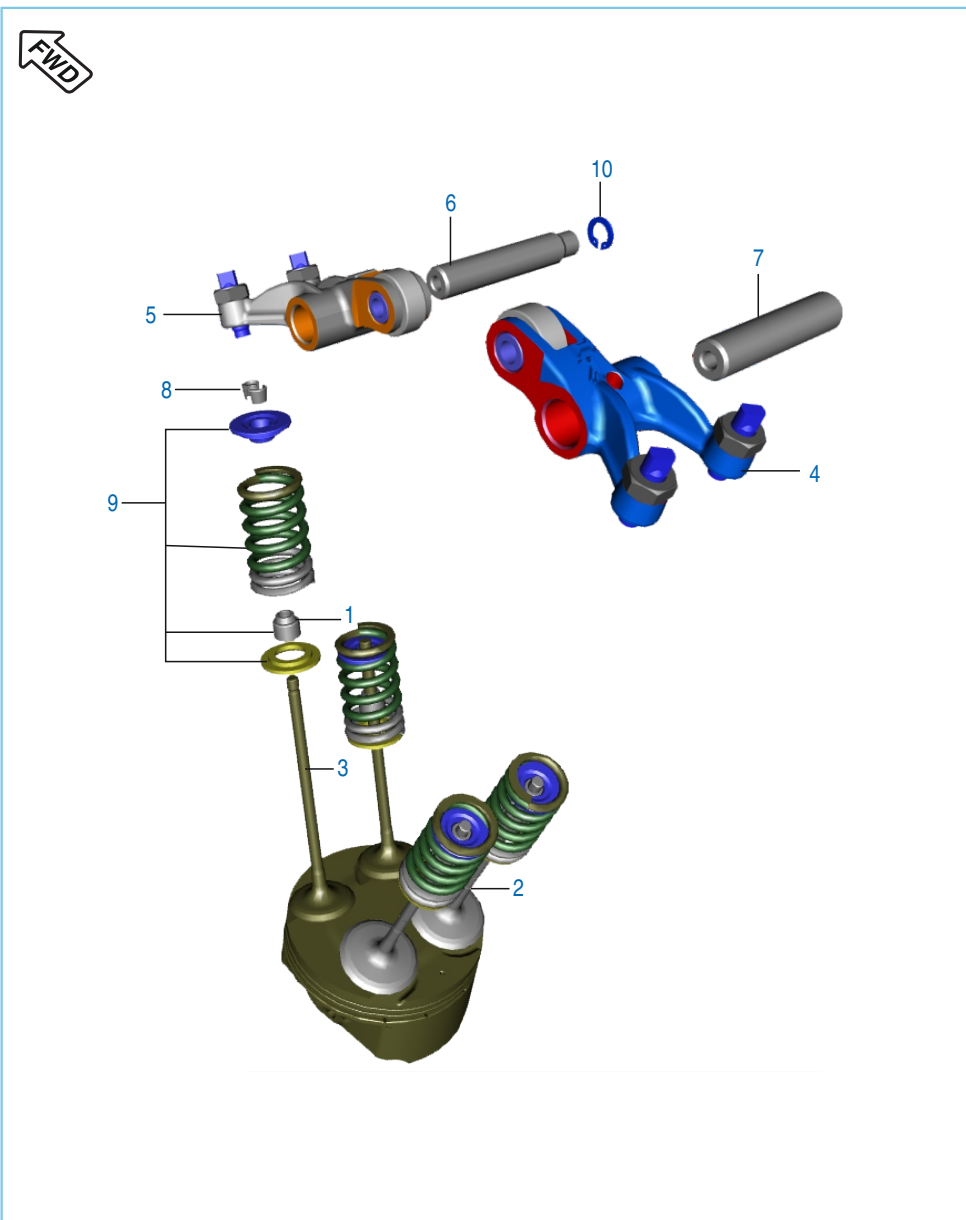


## Cylinder Head



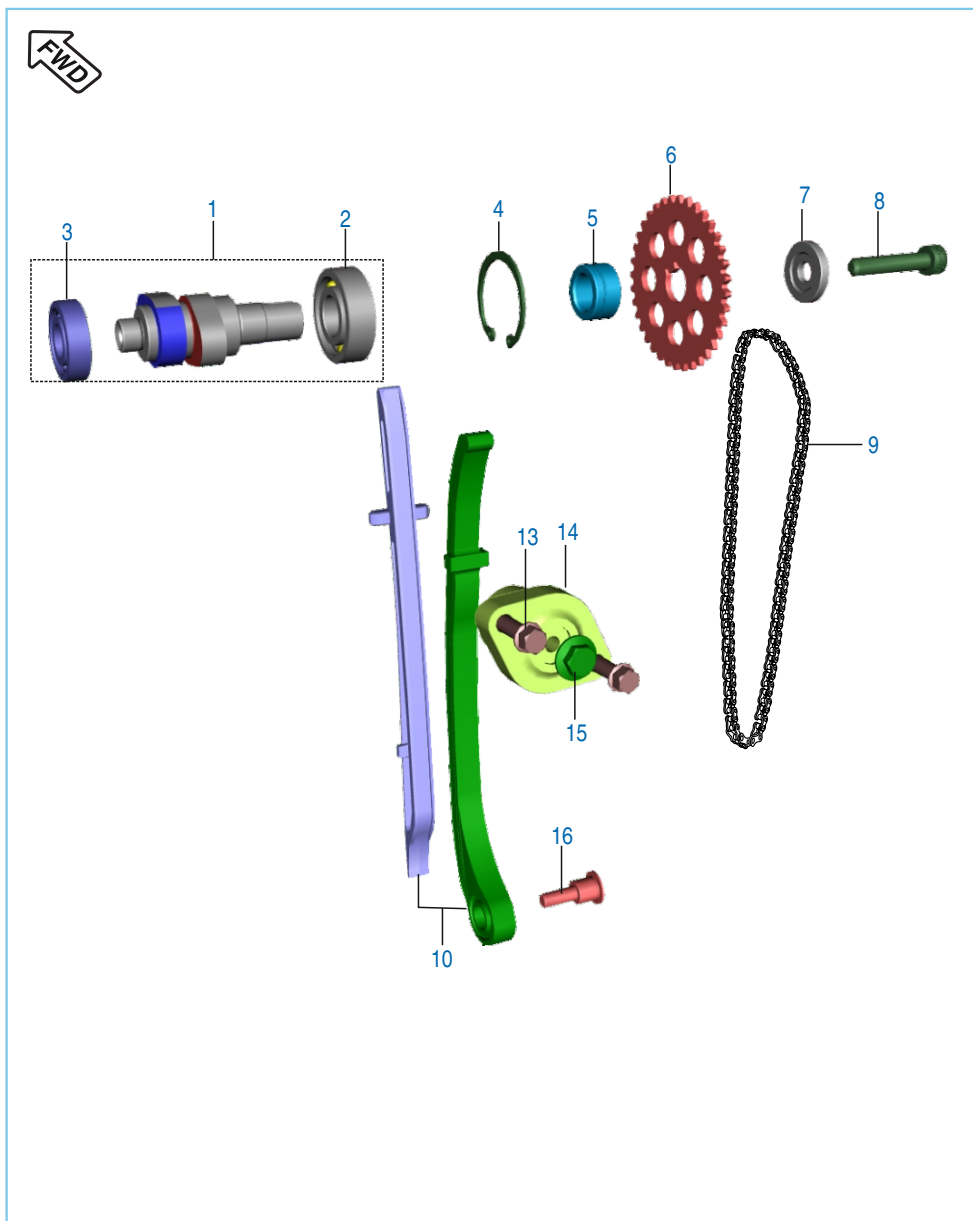
No.	Part No.	Description	Qty.		Remarks
			NS	AS	
1	JE 5110 47	Hex Flange Head Bolt M10	4	4	
2	39 1660 05	M6 Stud Bolt	2	2	
3	JE 5110 24	Cylinder Head	1	1	
4	JZ 5110 16	Gasket Cylinder Head	1	1	
5	JB 5110 18	Sleeve Spark Plug	1	1	
6	39 2629 21	'O' Ring Sleeve	1	1	
7	39 1283 21	'O' Ring Sleeve	1	1	
8	JV 5412 18	Bolt - Flange :- M6	2	2	
9	JE 3514 00	Switch Oil Pressure	1	1	
10	39 2608 01	Grub Screw	1	1	
11	DK 1013 40	O Ring	1	1	
12	JE 5814 06	Manifold Intake	1	1	
13	LJ A000 10	O Ring Manifold	1	1	N.I
14	JE 5814 07	Sleeve Carburetor	1	1	
15	DH 1021 18	Clamp Carburetor Duct	2	2	
16	JE 5110 52	Nozzle Head	1	1	
17	59 0400 50	Bolt	1	1	

## Valve



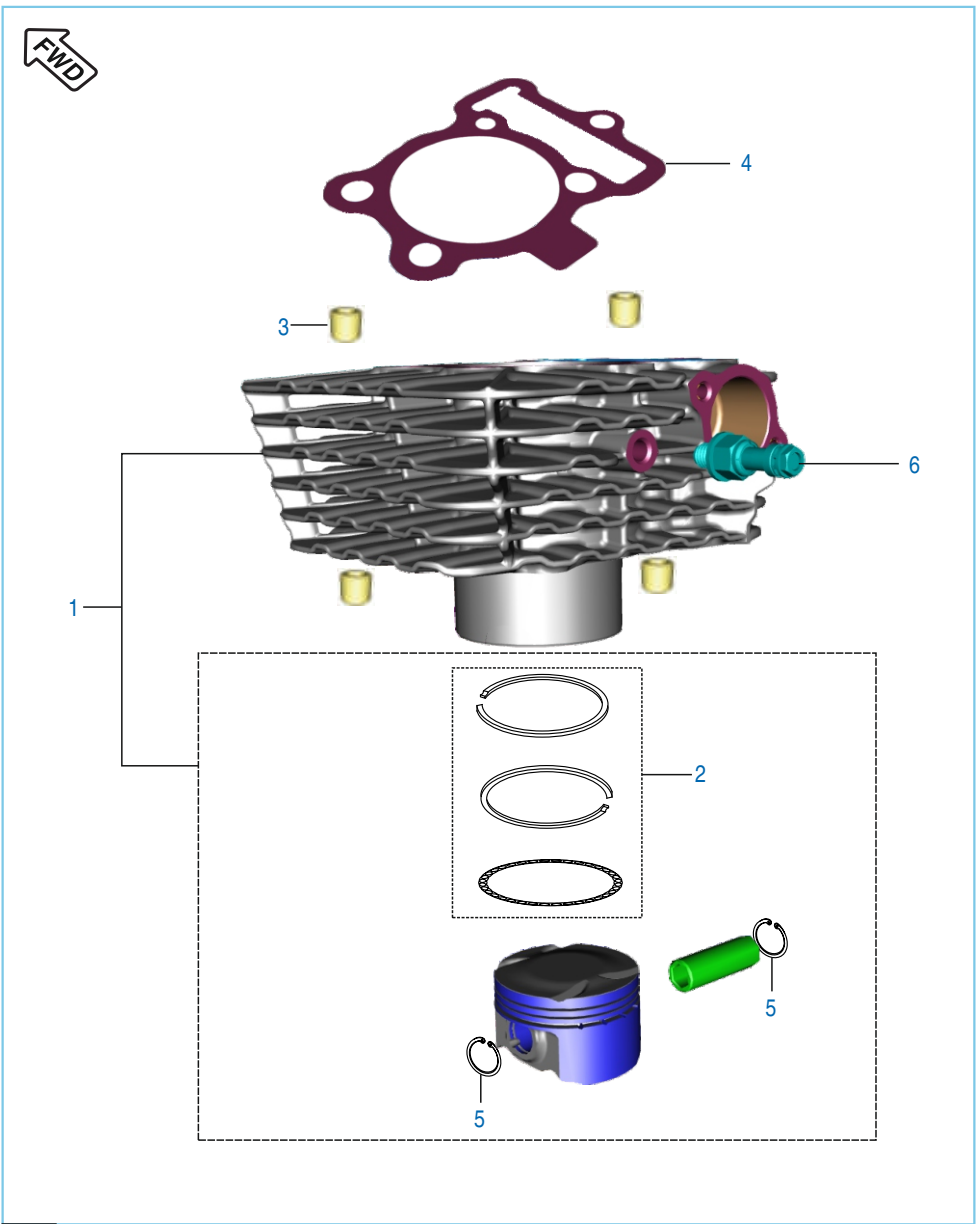
No.	Part No.	Description	Qty.		Remarks
			NS	AS	
1	39 2017 19	Seal - Oil	4	4	
2	JE 5112 08	Valve Intake	2	2	
3	JE 5112 09	Valve Exhaust	2	2	
4	JE 5112 12	Assembly Rocker Arm Intake	1	1	
5	JE 5112 13	Assembly Rocker Arm Exhaust	1	1	
6	JE 5112 25	Shaft Rocker Exhaust	1	1	
7	JE 5112 21	Shaft Rocker	1	1	
8	DG 1010 29	Cotter Valve	8	8	
9	36 Jf00 25	Valve Repair Kit	1	1	
10	JE 5110 60	Circlip	1	1	

## Camshaft / Tensioner



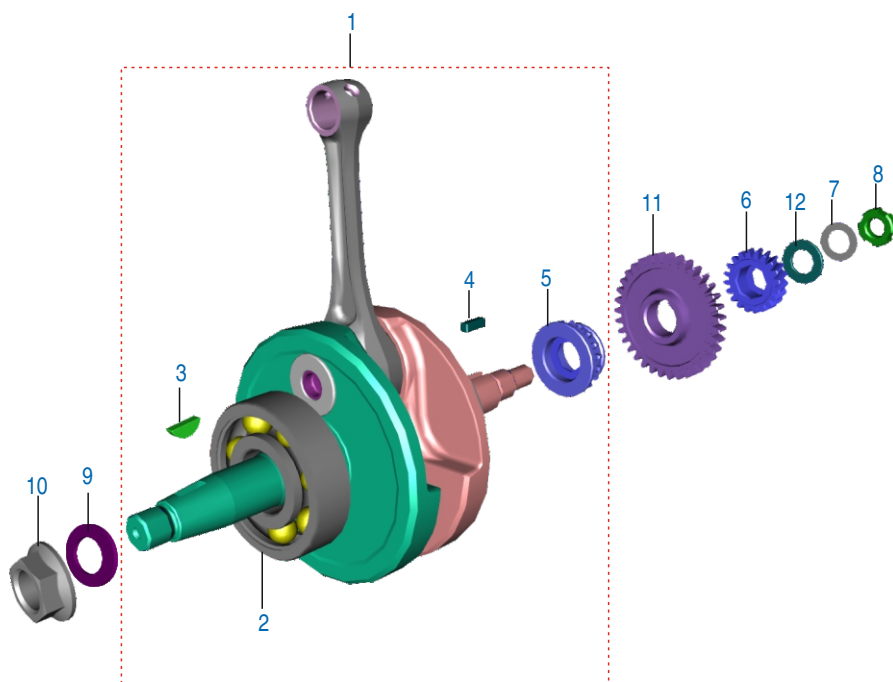
No.	Part No.	Description	Qty.		Remarks
			NS	AS	
1	JE 5112 43	Assembly Camshaft	1	1	
2	JG 5312 20	Bearing - Ball 6202/HN3	1	1	
3	AP 1012 36	Bearing - Ball :- 12 X 28 X 8	1	1	
4	39 0594 17	Circlip - Internal	1	1	
5	JE 5112 41	Spacer Camshaft	1	1	
6	JE 5112 34	Sprocket Camshaft	1	1	
7	DH 1010 48	Special Camshaft Washer	1	1	
8	59 0400 31	Hex Socket Head Cap Bolt	1	1	
9	JE 5112 33	Timing Chain	1	1	
10	36 JF00 05	Kit Chain Guide	1	1	
11	CS 1011 28	Gasket	1	1	N.I
12	39 2669 21	Ring - O (Tensioner Bolt)	1	1	N.I.
13	JV 5412 17	Bolt Hexagonal	2	2	
14	JE 5210 16	Chain Tensioner	1	1	
15	JV 5210 06	Bolt Tensioner	1	1	
16	DH 1013 92	Cam Chain Tensioner Pivot Bolt	1	1	

Cylinder and Piston



No.	Part No.	Description	Qty.		Remarks
			NS	AS	
1	36 JF00 02	Kit Asly Block Piston	1	1	
2	36 JF00 26	Kit Piston Ring	1	1	
3	39 1000 06	Pin - Hollow Dowel :- 14 X 20	4	4	
4	JD 5210 02	Gasket Cylinder Block	1	1	
5	DP 1011 65	Ring - Snap	2	2	
6	JW 3514 00	Thermal Sensor	1	1	

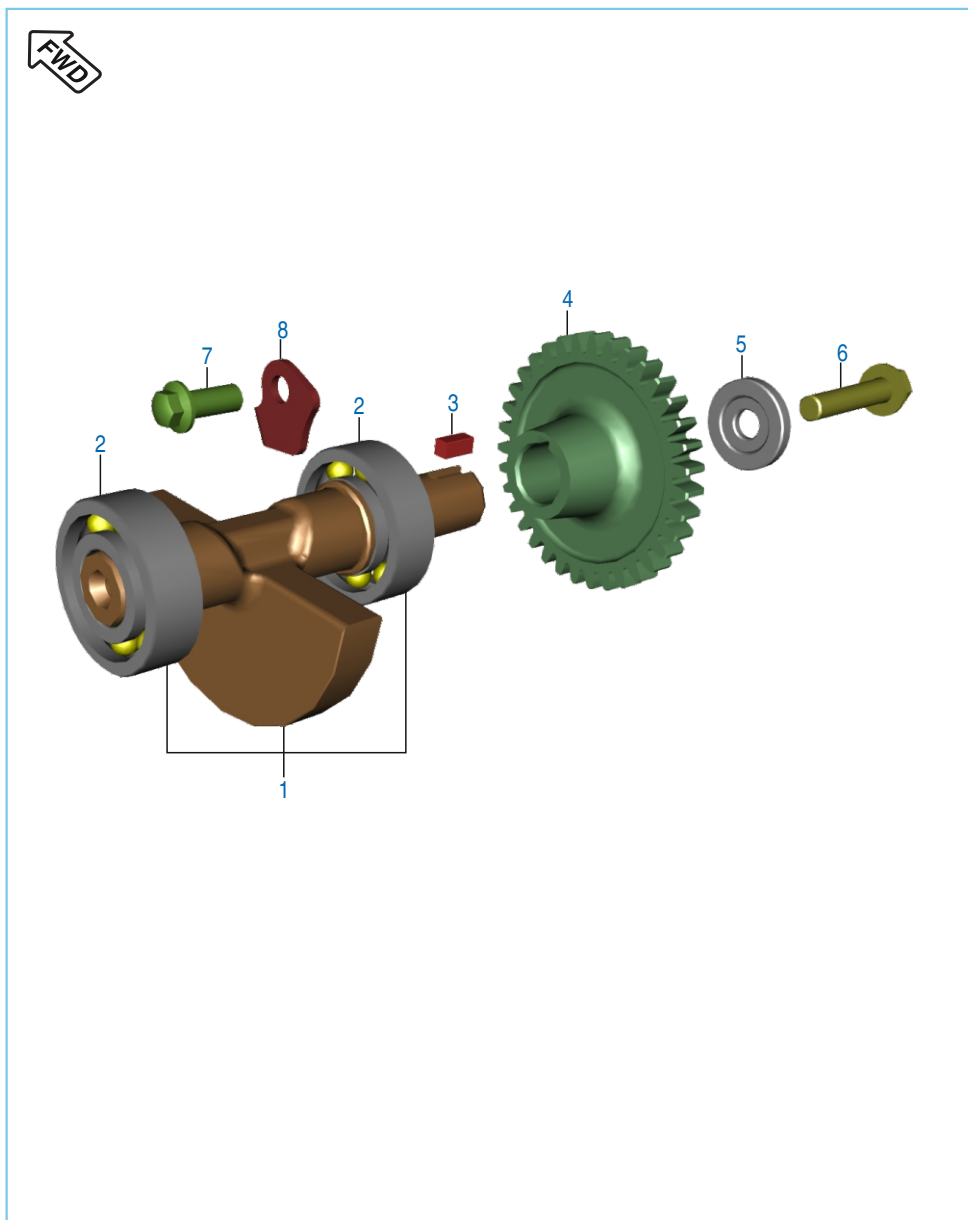
## Crankshaft



No.	Part No.	Description	Qty.		Remarks
			NS	AS	
1	JE 5310 25	Crankshaft Assembly	1	1	
2	39 2561 20	Bearing Ball	2	2	
3	31 1011 73	Key Wood Ruff	1	1	
4	KF Ba04 12	Key Sunk	1	1	
5	JE 5310 33	Sprocket Crank Shaft	1	1	
6	JZ 5310 06	Gear Primary Driven	1	1	
7	39 2200 11	Washer Primary Drive Gear	1	1	
8	DH 1011 95	Nut Primary Drive Lock	1	1	
9	59 1200 03	Washer	1	1	
10	59 1500 14	Nut Flange	1	1	
11	JE 5512 13	Balancer Gear	1	1	
12	59 1100 08	Plain Washer	1	1	




## Balancer Assly



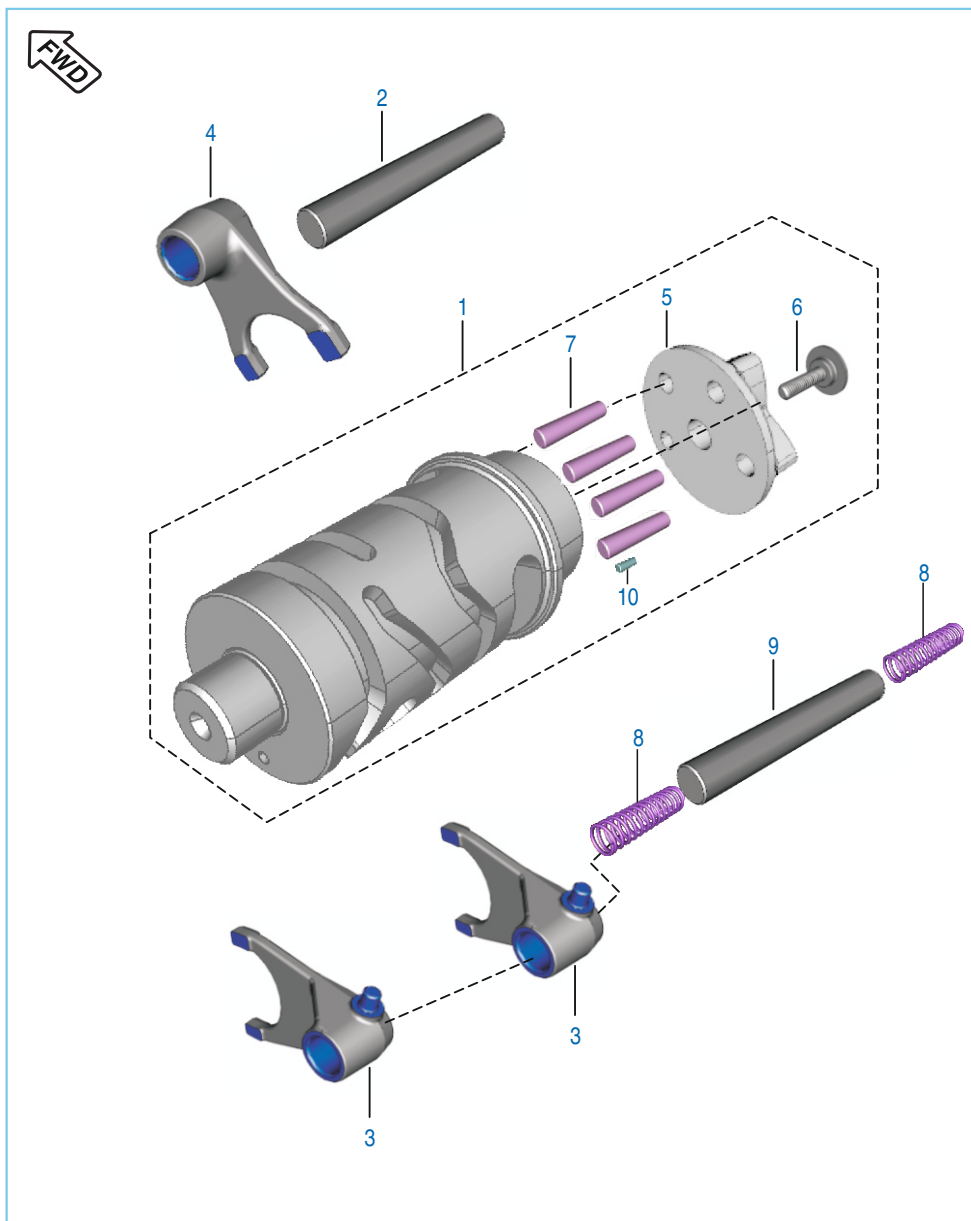
No.	Part No.	Description	Qty.		Remarks
			NS	AS	
1	JE 5312 01	Assly Balancer	1	1	
2	JG 5312 20	Bearing Ball	1	1	
3	DS 1011 54	Key	1	1	
4	JE 5512 13	Balancer Drive Gear	1	1	
5	DH 1010 48	Special Camshaft Washer	1	1	
6	KA Dd08 40	Bolt Flanged	1	1	
7	LA E000 15	Bolt Flanged	1	1	
8	JA 5410 10	Stopper Plate Input Bearing	1	1	

## Transmission



No.	Part No.	Description	Qty.		Remarks
			NS	AS	
1	JE 5510 01	Shaft Input	1	1	
2	JE 5512 02	Gear 4th Drive	1	1	
3	JA 5510 02	Spline Washer	4	4	
4	39 0987 17	Ring - Snap	5	5	
5	JE 5512 01	Gear 3rd Drive	1	1	
5A	JE 5512 03	Gear 5th Drive	1	1	
6	JE 5512 00	Gear 2nd Drive	1	1	
7	JA 5510 04	Washer Thrust 2nd Drive	1	1	
8	JE 5510 07	Shaft Output	1	1	
9	JZ 5512 10	Bush Gear 2nd Driven	1	1	
10	JE 5512 05	Gear 2nd Driven	1	1	
11	JE 5512 08	Gear 5th Driven	1	1	
12	JE 5512 06	Gear 3rd Driven	1	1	
13	JE 5512 16	Gear 4th Driven	1	1	
14	JE 5512 12	Bush 1st Driven	1	1	
15	JE 5512 15	Gear 1st Driven	1	1	
16	JE 5512 11	Washer Thrust	1	1	
17	JA 5510 09	Collar Sprocket Drive	1	1	
18	59 2100 24	'O' Ring	1	1	
19	JV 5510 00	Sprocket Output	1	1	
20	DU 1012 13	Plate Lock-sprocket output	1	1	
21	LA C000 69	Bolt Flanged	1	1	

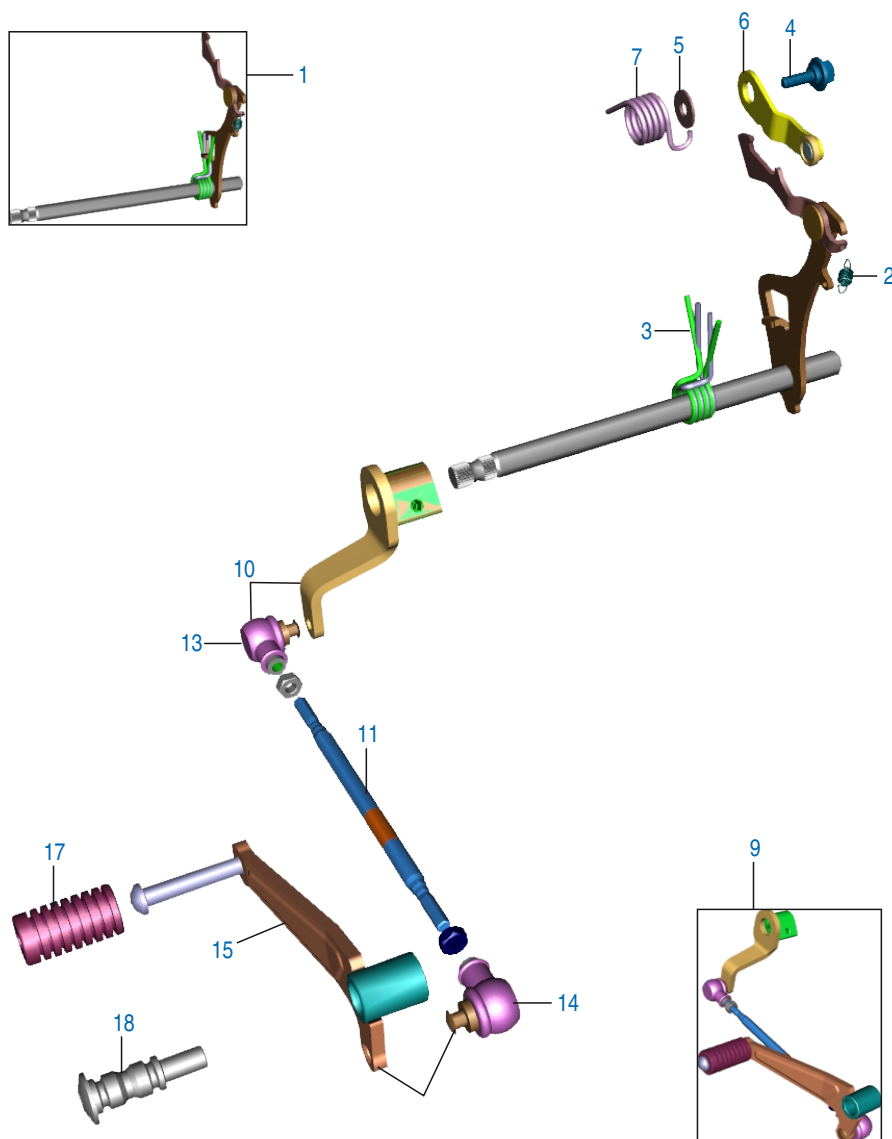
## Change Drum / Shift Fork



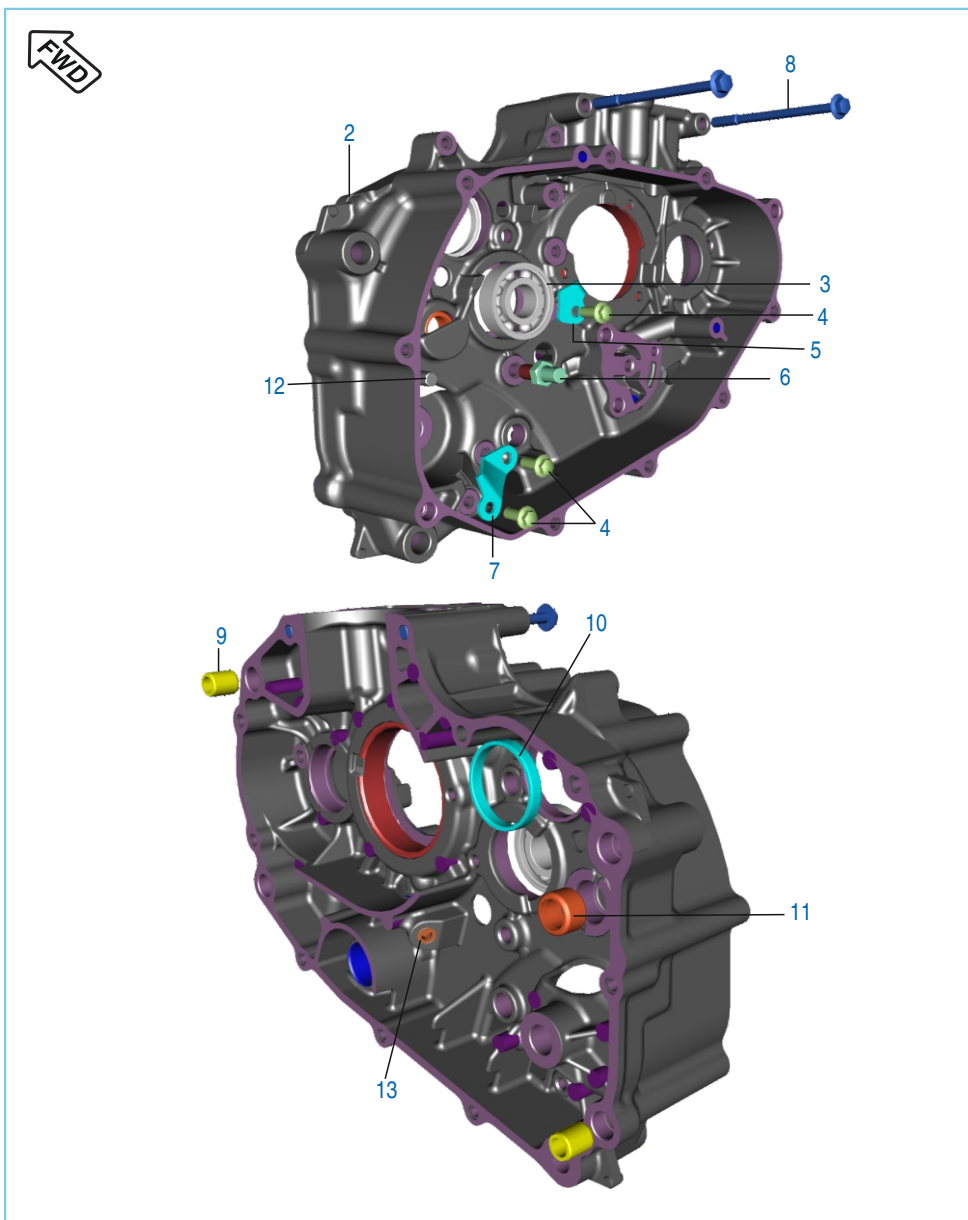
No.	Part No.	Description	Qty.		Remarks
			NS	AS	
1	JE 5610 06	Drum Comp Gear Shift	1	1	
2	JD 5610 06	Shaft Gear Fork Shift	1	1	
3	JD 5610 04	Fork Gear Shift Output	2	2	
4	JZ 5610 02	Fork Input Disco-H	1	1	
5	JE 5610 05	Cam Drum Change	1	1	
6	JD 5610 11	Special bolt	1	1	
7	39 0992 06	Dowel	4	4	
8	JY 5410 39	Spring	2	2	
9	JE 5610 04	Shaft Output	1	1	
10	JD 5610 09	Pin Drum Change	1	1	

## Gear Change Mechanism

No.	Part No.	Description	Qty.		Remarks
			NS	AS	
1	52 JZ02 64	Assembly Lever Complete Change	1	1	
2	JW 5612 06	Extension Spring	1	1	
3	JE 5612 00	Spring Gear Shift Return	1	1	
4	BF 5612 19	Bolt Detent Lever	1	1	
5	LD B000 44	Washer ( Spring Steel )	1	1	
6	PA 5612 09	Inhibitor Comp Gear Shift	1	1	
7	JD 5612 04	Spring (Inhibitor)	1	1	
8	39 2453 04	Bolt Flanged M6	1	1	N.I
9	JF 5614 12	Lever Assly Gear Shift Comp	1	1	
10	JF 5614 15	Arm Change Ball Joint Assly	1	1	
11	JF 5614 18	Rod Tie	1	1	
12	39 0808 08	Pin Snap	2	2	N.I
13	JF 5614 04	Boot Change Arm	1	1	
14	JF 5614 05	Boot Change Lever	1	1	
15	JF 5614 16	Assly Lever Compl Change	1	1	
16	JD 5614 16	Washer Nylon	2	2	N.I
17	DH 1015 09	Damper	1	1	
18	JL 5614 09	Bolt Gear Change Lever	1	1	
19	01 1009 05	'O' Ring	2	2	N.I



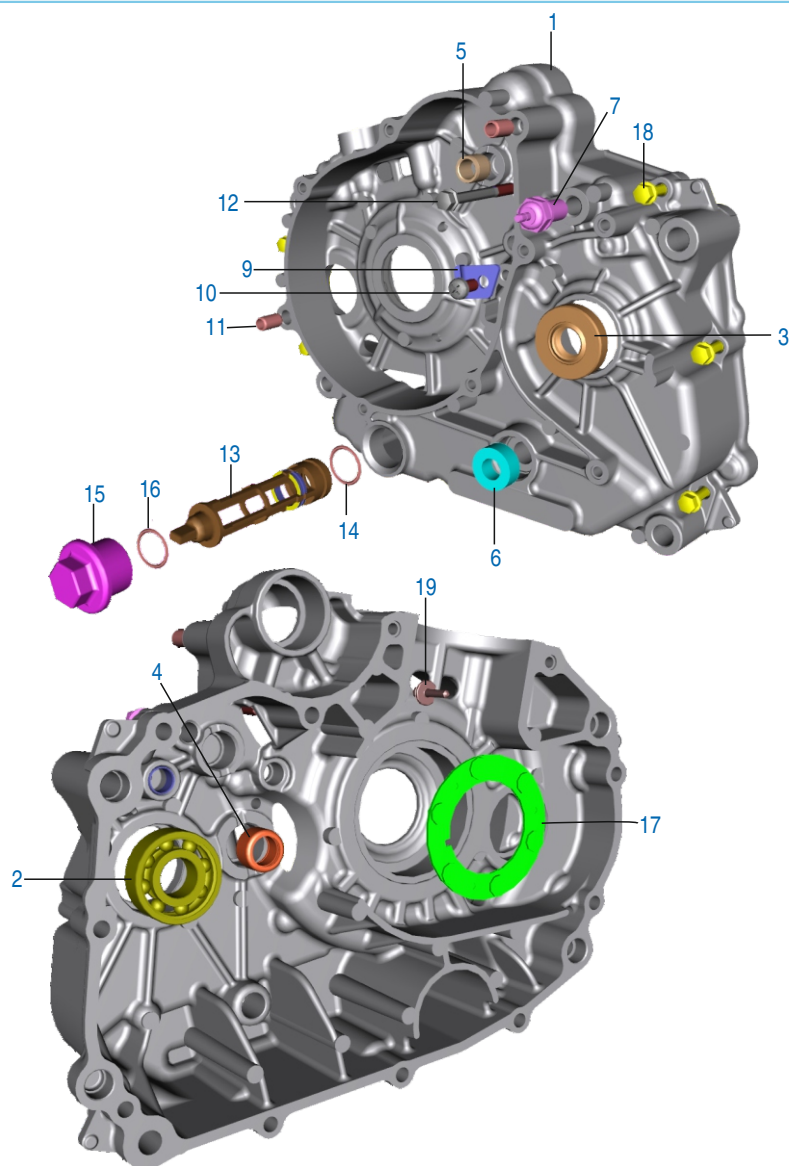
## Engine Assembly / Crankcase RH



No.	Part No.	Description	Qty.		Remarks
			NS	AS	
1	JE 5010 10	Assembly Engine K11	1	1	N.I.
2	36 JF00 29	Assly Crankcase RH	1	1	
3	59 2000 36	Bearing 28 X 68 X 18	1	1	
4	LA E000 15	Bolt Flange	3	3	
5	JA 5410 10	Stopper Plate input bearing	1	1	
6	JA 5410 14	Bolt Shift Change	1	1	
7	JA 5410 12	Kick Guide	1	1	
8	LA E000 25	Bolt	2	2	
9	BA 1321 22	Dowel Pin	2	2	
10	PF 5410 18	Bushing Drum	1	1	
11	39 2562 20	Needle Roller Bearing	1	1	
12	JE 5410 28	Pin	1	1	
13	BA 1020 04	Plug	1	1	

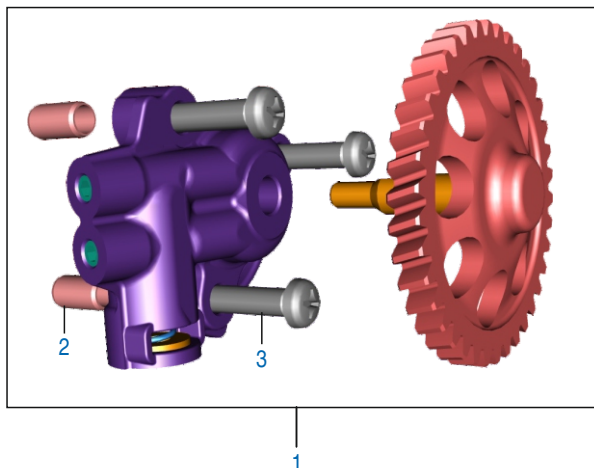


## Crankcase LH



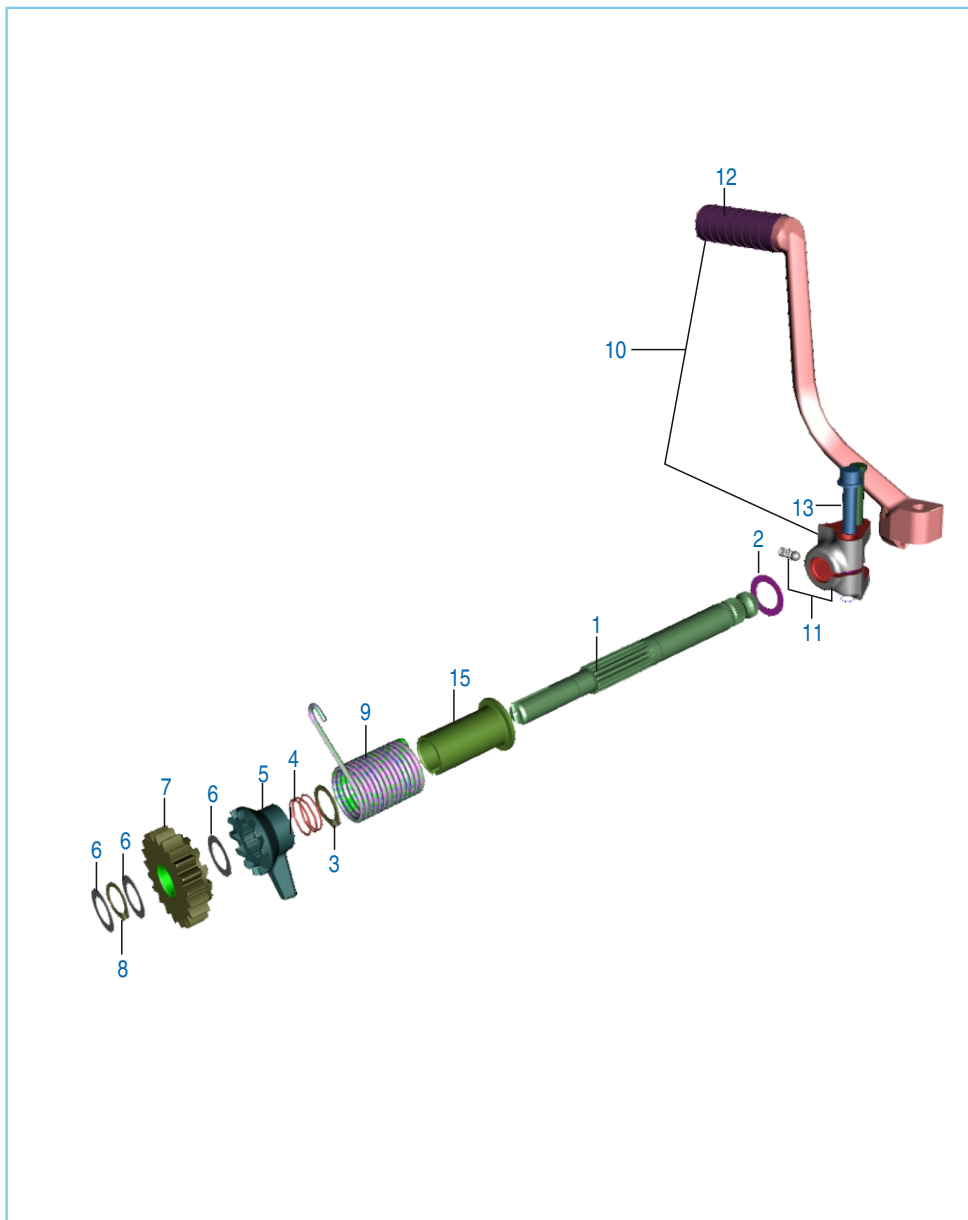
No.	Part No.	Description	Qty.		Remarks
			NS	AS	
1	36 Jf00 27	Kit Assly. Crankcase LH	1	1	
2	59 2000 36	Ball Bearing	1	1	
3	39 1715 19	Seal - Oil	1	1	
4	39 2562 20	Bearing - Needle Roller	1	1	
5	JA 5410 05	Bush Bendix	1	1	
6	39 2190 19	Seal - Oil	1	1	
7	31 2010 81	Switch - Neutral	1	1	
8	DH 1012 64	Neutral Switch AL Washer	1	1	N.I
9	JE 6214 05	Stopper Gear Starter-	1	1	
10	DH 1013 80	Screw Pan Head- M6	1	1	
11	39 0999 06	Pin - Hollow Dowel	2	2	
12	LA E000 24	Bolt - M6 X 55	1	1	
13	JG 5710 24	Mesh Oil Filter Assy_G2	1	1	With 'O' ring
14	LJ A000 04	'O' ring-Strainer	1	1	
15	JA 5410 21	Cap Strainer	1	1	
16	59 2100 23	'O' ring Cap Strainer	1	1	
17	JE 5410 48	Damper	1	1	
18	JV 5410 07	Bolt Flange	8	8	
19	JE 5410 51	Nozzle Oil Jet	1	1	
20	DH 1012 64	Gasket Neutral Switch	1	1	N.I

## Oil Pump



No.	Part No.	Description	Qty.		Remarks
			NS	AS	
1	JE 5710 03	Oil Pump Assy Comp	1	1	
2	39 0999 06	Pin - Hollow Dowel	2	2	Not part of Assly
3	FD 1010 78	Pan Head Screw	3	3	Not part of Assly

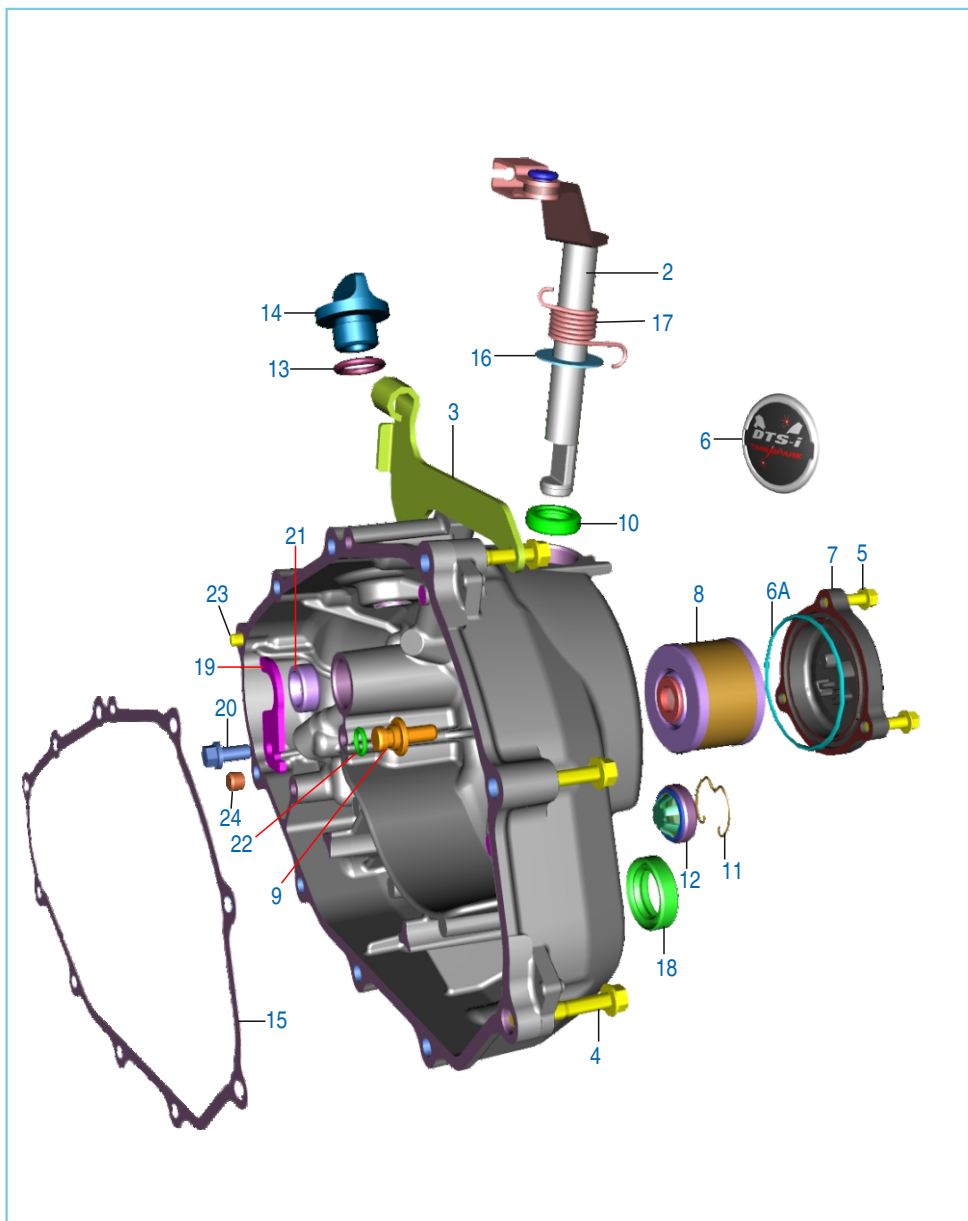




## Kick Assembly

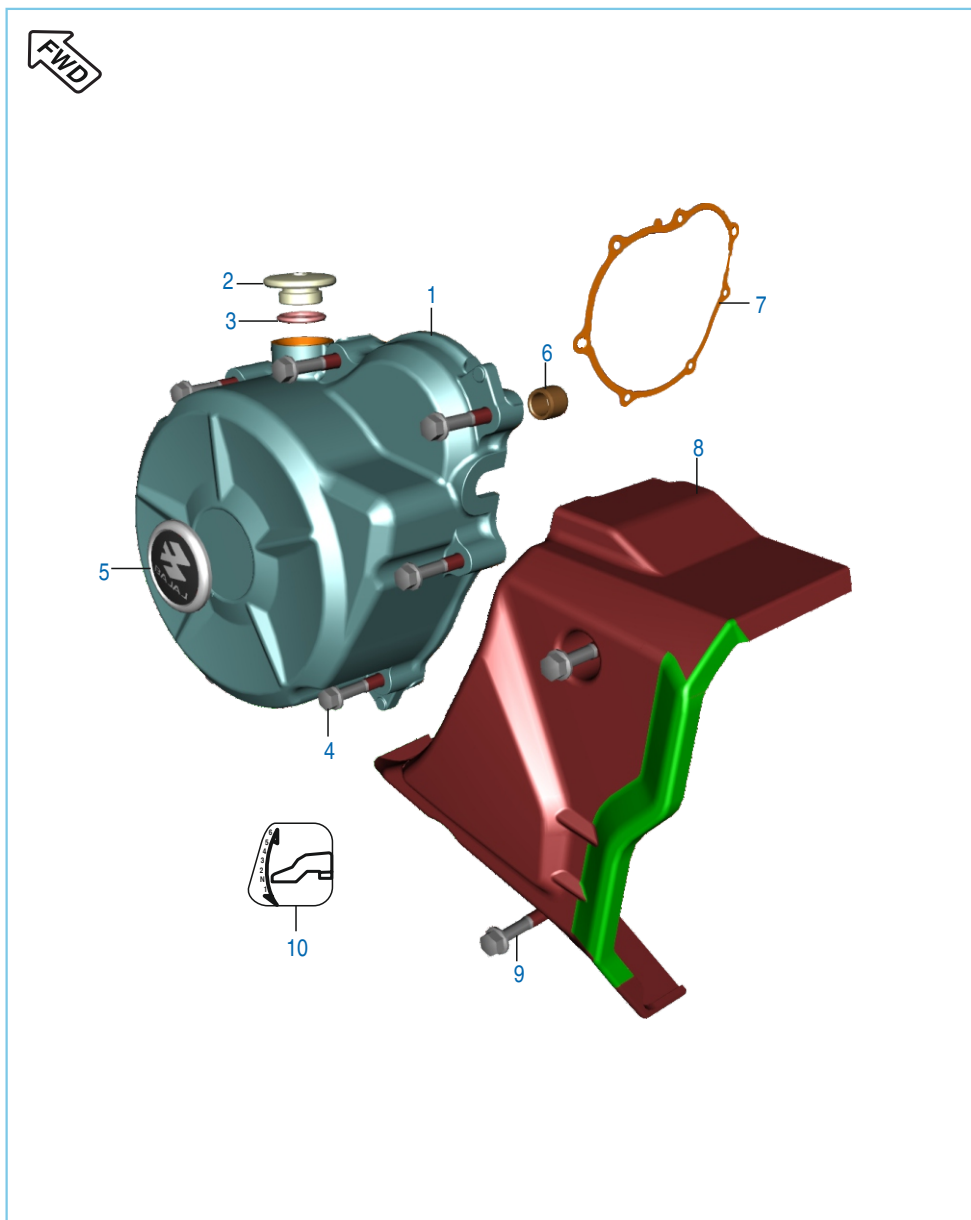
No.	Part No.	Description	Qty.		Remarks
			NS	AS	
1	JE 6210 02	Kick Shaft	1	1	N.I
2	JA 6210 06	Washer Thrust	1	1	
3	39 0738 17	Circlip	1	1	
4	DS 1011 17	Spring Kick Starter Ratchet	1	1	
5	JA 6210 02	Ratchet	1	1	
6	39 0993 11	Washer Plain	3	3	
7	JZ 6210 00	Assly Gear Starter Pinion	1	1	
8	39 2408 17	External Circlip	1	1	
9	JE 6210 03	Spring Kick Return	1	1	
10	JE 6212 03	Assembly Kick Lever	1	1	
11	36 JF00 07	Kit Boss Kick Lever	1	1	
12	DD 1010 97	Damper	1	1	
13	JA 6212 06	Bolt	1	1	
14	22 1502 41	Plain Washer	1	1	
15	JE 6210 04	Sleeve	1	1	

## Cover Clutch



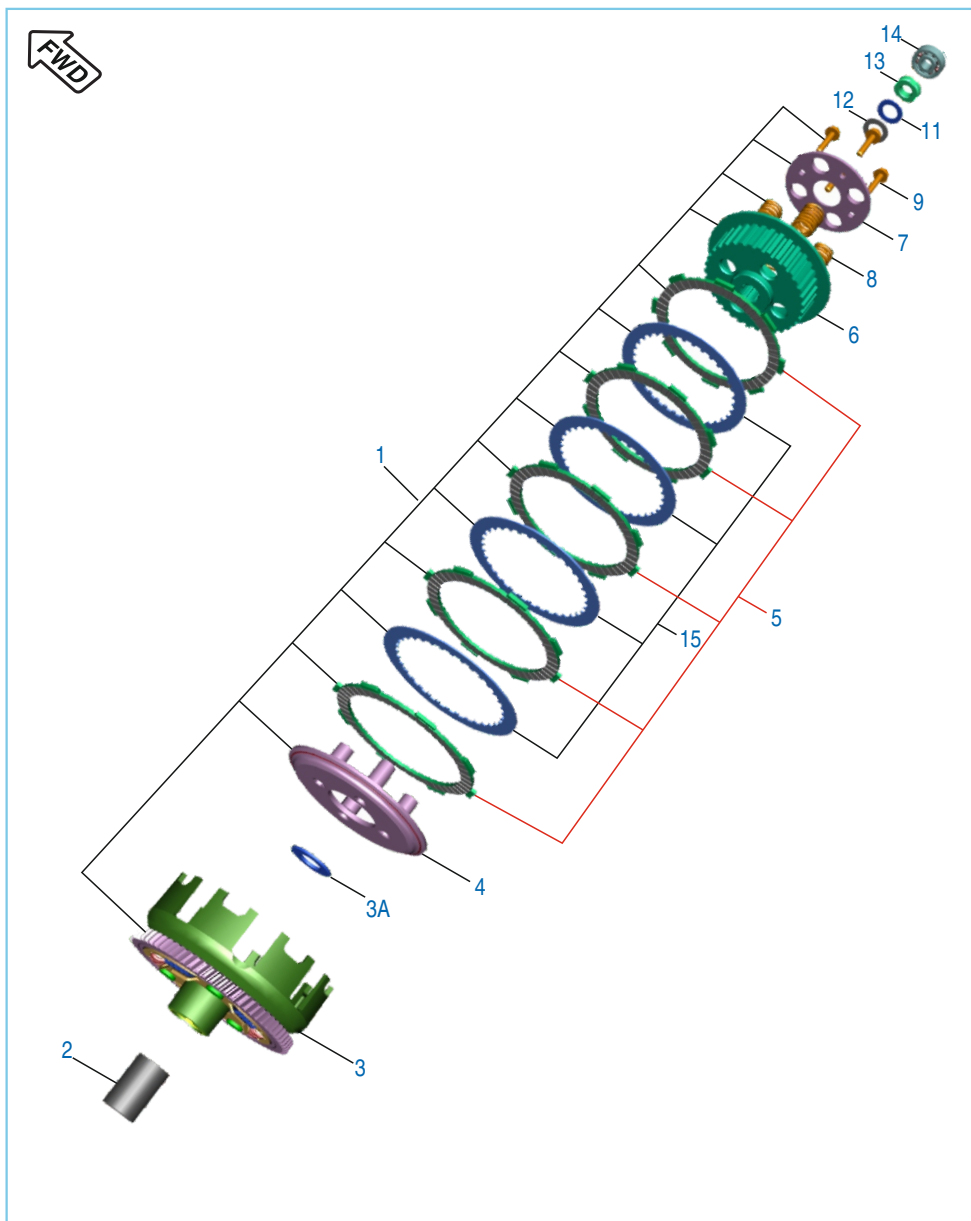
No.	Part No.	Description	Qty.		Remarks
			NS	AS	
1	36 JF00 04	Kit Assly Clutch Cover	1	1	Refer Page No. 115
2	JV 5412 08	Shaft Clutch Release Assly	1	1	
3	JE 5412 44	Bracket Clutch Cable	1	1	
4	JV 5410 07	Bolt - Flange	10	10	
5	JV 5412 17	Bolt	3	3	
6	JE 5412 67	Decal Clutch Cover	1	1	
6A	39 1671 21	Ring - 'O'	1	1	
7	JE 5412 34	Cap Filter	1	1	
8	JE 5710 07	Element Oil Filter	1	1	
9	JE 5514 08	Rod-Push	1	1	
10	39 1041 19	Seal - Oil	1	1	
11	DH 1021 17	Clip - Wire	1	1	
12	JL 5412 27	Gauge	1	1	
13	JA 5412 25	O Ring Cap Oil Filler	1	1	
14	JA 5412 11	Cap Oil Filler	1	1	
15	JE 5412 41	Gasket Clutch Cover	1	1	
16	39 2443 11	Plain Washer	1	1	
17	JE 5412 14	Spring Torsion Cl. Cover	1	1	
18	30 1011 42	Seal - Oil (Kick Shaft)	1	1	
19	JE 5412 49	Position Plate	1	1	
20	DH 1013 83	Bolt-Position Plate	1	1	
21	JE 5412 42	Seal Oil Crankshaft	1	1	
22	39 1561 21	O-Ring-Push Rod	1	1	
23	39 0999 06	Dowel pin	2	2	
24	BA 1020 04	Plug	1	1	

## Cover Magneto



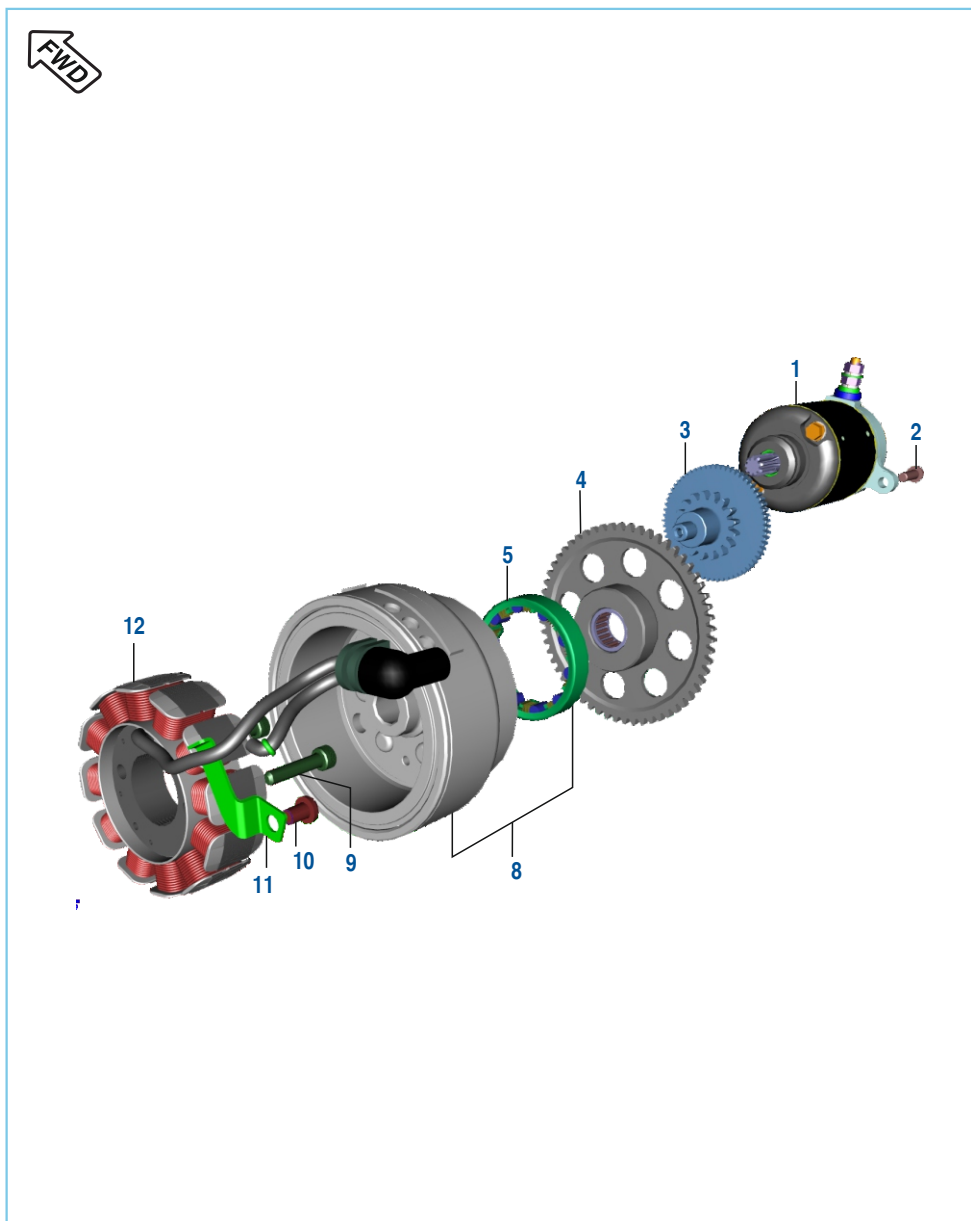
No.	Part No.	Description	Qty.		Remarks
			NS	AS	
1	36 Jf00 03	Kit Cover Magneto	1	1	With Gear Shift Label
2	JA 5412 33	Cap TDC Finder	1	1	
3	30 1011 95	Ring - O	1	1	
4	JV 5410 07	Bolt - Flanged : Small	7	7	
5	JL 5412 23	Label Mag Cover	1	1	
6	JA 5410 05	Bush Bendix	1	1	
7	JE 5412 40	Gasket Magneto Cover	1	1	
8	JE 5412 28	Cover RR assly	1	1	
9	JV 5410 07	Flange bolt	2	2	
10	DJ 1612 28	Gear Shift Label	1	1	

## Clutch Assly



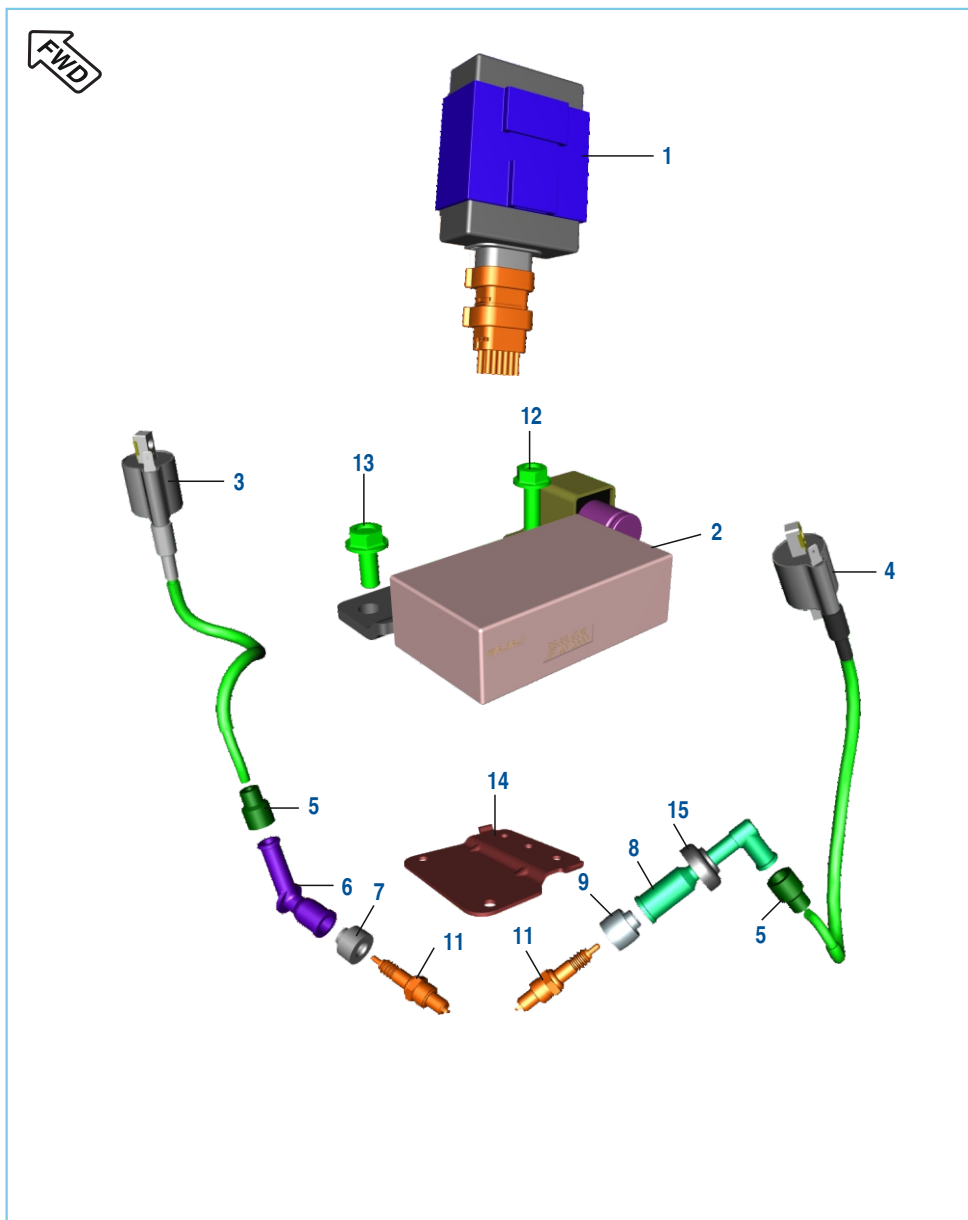
No.	Part No.	Description	Qty.		Remarks
			NS	AS	
1	JE 5514 11	Assembly Clutch	1	1	
2	JA 5514 06	Collar Clutch	1	1	
3	36 JZ00 14	Kit Primary Drive & Driven	1	1	Refer Page No.117
3A	JG 5514 28	Washer - Clutch	1	1	
4	JE 5514 14	Plate Clutch Pressure	1	1	
5	36 JZ01 21	Kit Friction Plate	1	1	Refer Page No. 105
6	JE 5514 13	Clutch Center	1	1	
7	JE 5514 15	Plate Clutch Lifter	1	1	
8	JZ 5514 12	Compression Spring	4	4	
9	39 1553 04	Bolt Upset	4	4	
10	JD 5514 00	Spacer Clutch Assembly	1	1	N.I
11	39 2200 11	Washer Plain	1	1	
12	39 0440 11	Washer Plain	1	1	
13	DH 1016 48	Nut Crankshaft M14	1	1	
14	14 1510 33	Bearing - Ball	1	1	
15	JG 5514 47	plate Clutch	4	4	

## Starter Assembly



No.	Part No.	Description	Qty.		Remarks
			NS	AS	
1	JE 3516 00	Starter motor Assly	1	1	
2	JV 5412 17	Bolt Flange St Motor Mtg	2	2	
3	JE 6214 02	Drive Assly.	1	1	
4	JE 6214 04	Gear Starter Clutch	1	1	
5	GL 6214 14	One Way Clutch	1	1	
6	YJ Z140 02	Roller Starter Clutch	10	10	N.I.
7	YJ Z140 03	Spring Starter Clutch	10	10	N.I.
8	JE 3510 18	Assly Rotor	1	1	
9	LA C000 52	Bolt Socket	2	2	
10	KB AB06 08	Screw Pan	1	1	
11	JE 5412 43	Bracket Harness	1	1	
12	JE 3510 09	Stator assly- DC	1	1	
13	DH 1013 80	Screw Pan Cross	2	2	N.I

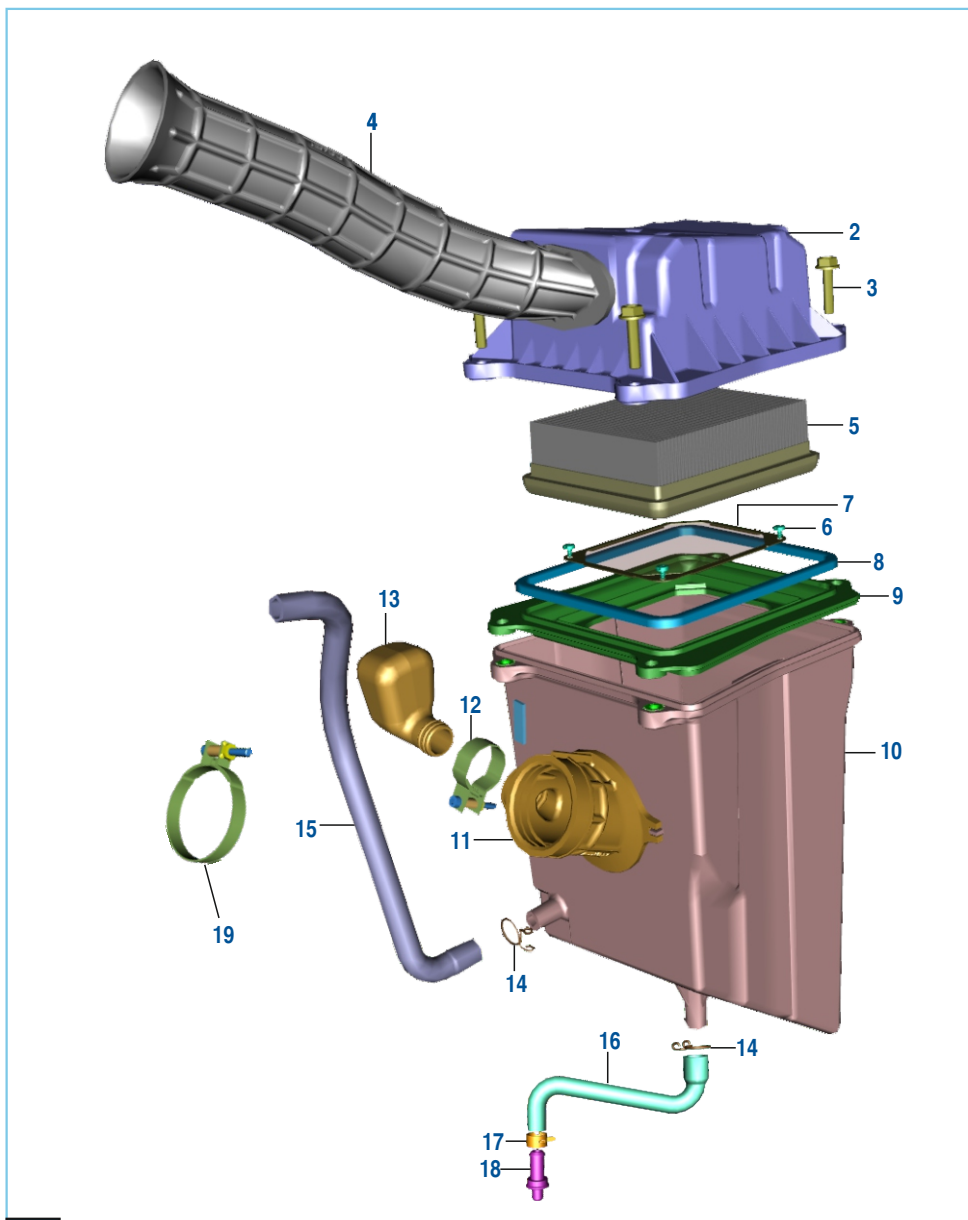




## CDI & H T Coil

No.	Part No.	Description	Qty.		Remarks
			NS	AS	
1	JE 3512 32	CDI	1	1	UR4AC Or PRZ9HC
2	JF 4020 00	Regulator Assly	1	1	
3	JE 3512 36	Coil HT - 1	1	1	
4	JE 3512 38	Coil HT - 2	1	1	
5	DD 1110 12	Grommet HT coil	2	2	
6	JE 3512 12	Spark Plug Cap LH	1	1	
7	DD 1110 11	Grommet Spark Plug Cap LH	1	1	
8	AN 1110 15	Cap Spark Plug RH	1	1	
9	DH 1110 13	Grommet Spark Plug Cap RH	1	1	
10	KA DD06 18	Bolt Flanged	4	4	
11	CF 1110 19	Plug - Spark BOSCH :	2	2	
	DD 1110 18	Plug - Spark Champion	2	2	
12	KA DF06 14	Bolt Flange	1	1	
13	KA DF06 18	Bolt-Regulator Mtg	1	1	
14	JF 1138 14	Bkt Regulator Loose	1	1	
15	JD 3512 06	Grommet Sleeve Plug Cap RH	1	1	

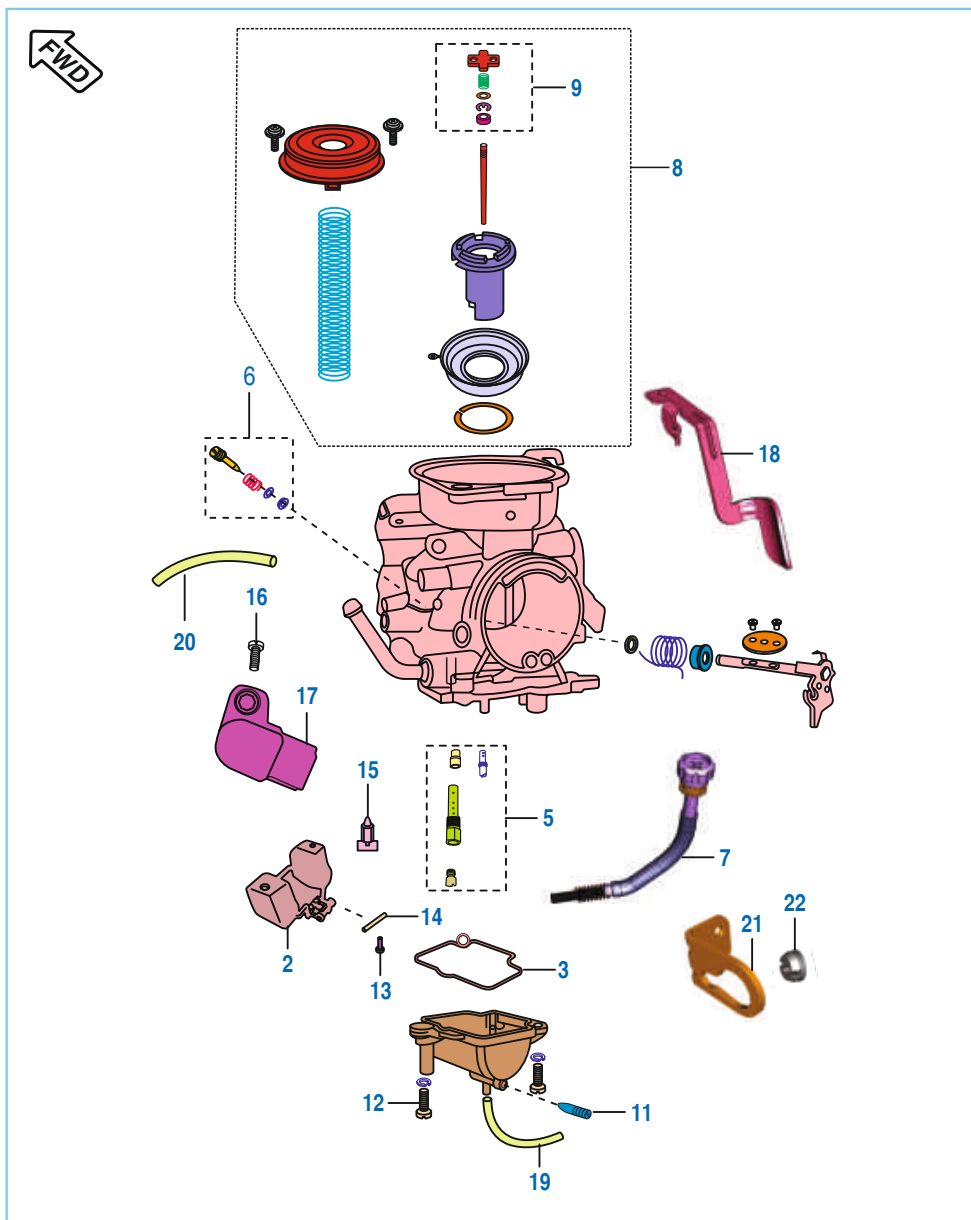
## Air Cleaner Complete



Front Wheel Direction

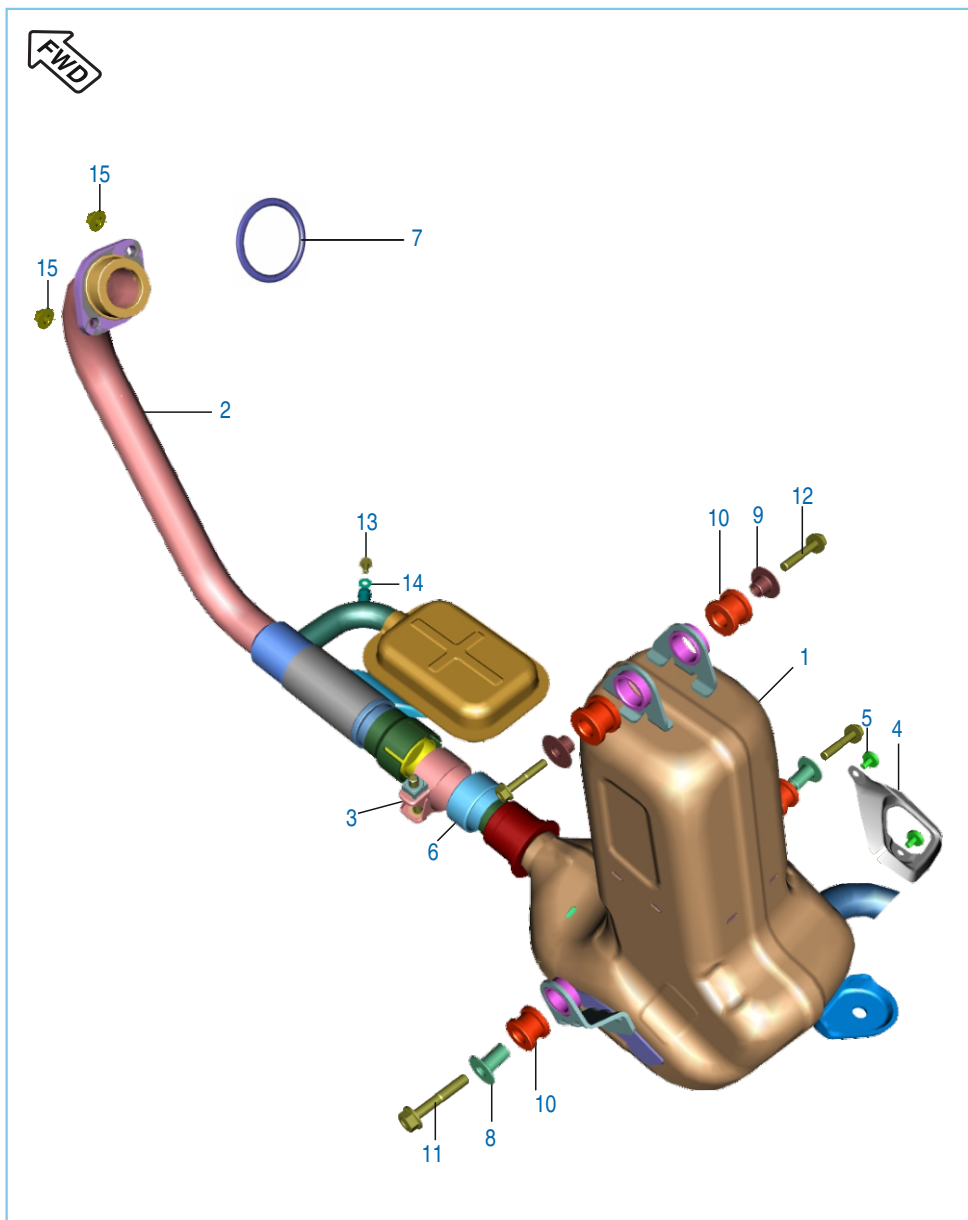
No.	Part No.	Description	Qty.		Remarks
			NS	AS	
1	JE 5810 04	Assly Air Filter	1	1	
2	JE 5810 06	Cover Top	1	1	
3	KA DQ06 25	Bolt Flanged	4	4	
4	JE 5810 10	Duct Entry Air Filter	1	1	
5	JE 5810 14	Element Air Filter	1	1	
6	KB QA35 06	Screw Tapping Pan Slotted	3	3	
7	JE 5810 12	Arrester Flame	1	1	
8	JE 5810 45	Seal Bottom Cover	1	1	
9	DT 5810 30	Plate Bottom Cover	1	1	
10	JE 5810 08	Cover Bottom	1	1	
11	JE 5810 09	Tube Connecting	1	1	
12	PA 5810 36	Clamp Connecting	1	1	
13	JE 5810 40	Box Resonator	1	1	
14	JG 5810 56	Clamp	2	2	
15	JE 5810 11	Tube Breather	1	1	
16	JL 5810 55	Tube Drain	1	1	
17	DG 1210 02	Clamp ( Hose C'case Breather)	1	1	
18	DS 1211 26	Plug	1	1	
19	JE 5810 68	Clamp connecting tube	1	1	

## Air Cleaner Complete



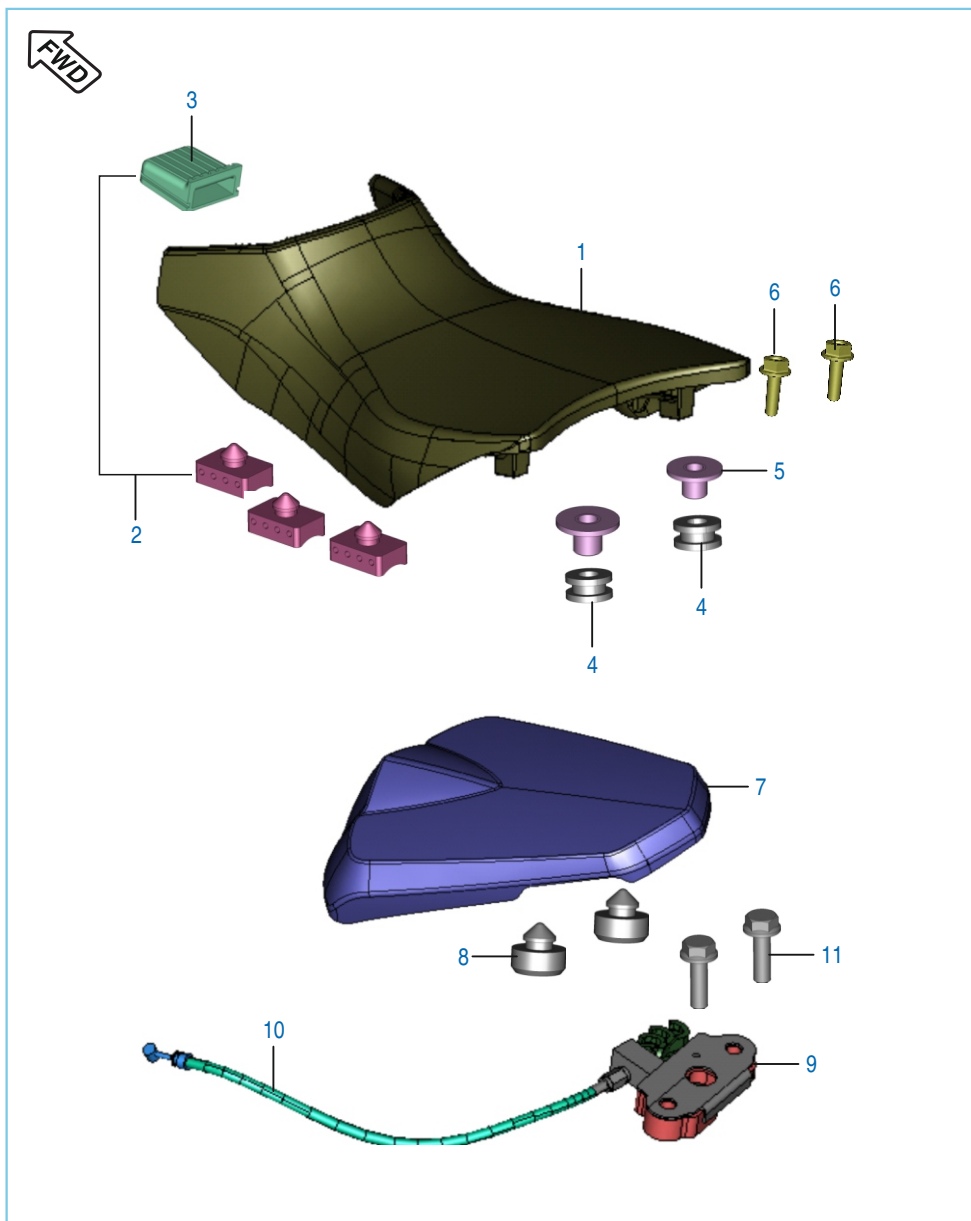
No.	Part No.	Description	Qty.		Remarks
			NS	AS	
1	JE 5812 33	Carburettor	1	1	
2	DK 1210 45	Float Assembly	1	1	
3	DK 1210 58	Gasket Float Chamber	1	1	
4	JL 5810 27	Clamp	1	1	N.I.
5	36 JF00 21	Kit Jet	1	1	
6	36 JF00 22	Kit VC Screw	1	1	
7	36 JF00 24	Kit Idling Screw	1	1	
8	36 JF00 23	Kit Piston Valve	1	1	
9	36 JL00 24	Kit Jet Needle Hardware	1	1	
10	36 JL00 23	Kit Gasket / O-ring	1	1	N.I.
11	JA 5813 14	Drain Screw	1	1	
12	CB 1210 42	Float Chamber Screw	2	2	
13	DH 1210 64	Screw Needle Shaft	1	1	
14	DH 1210 63	Float Needle	1	1	
15	DK 1210 47	Needle Assly.	1	1	
16	39 1780 01	Screw Pan - M5	2	2	
17	JE 3518 00	TPS Assly.	1	1	
18	JL 5812 04	Choke Lever	1	1	
19	JL 5812 05	Tube Drain Carb.	1	1	
20	JL 5812 06	Tube Breather	1	1	
21	JE 5812 39	Bracket Throttle Cable	1	1	
22	JL 5812 03	Grommet	1	1	

## Silencer Assembly



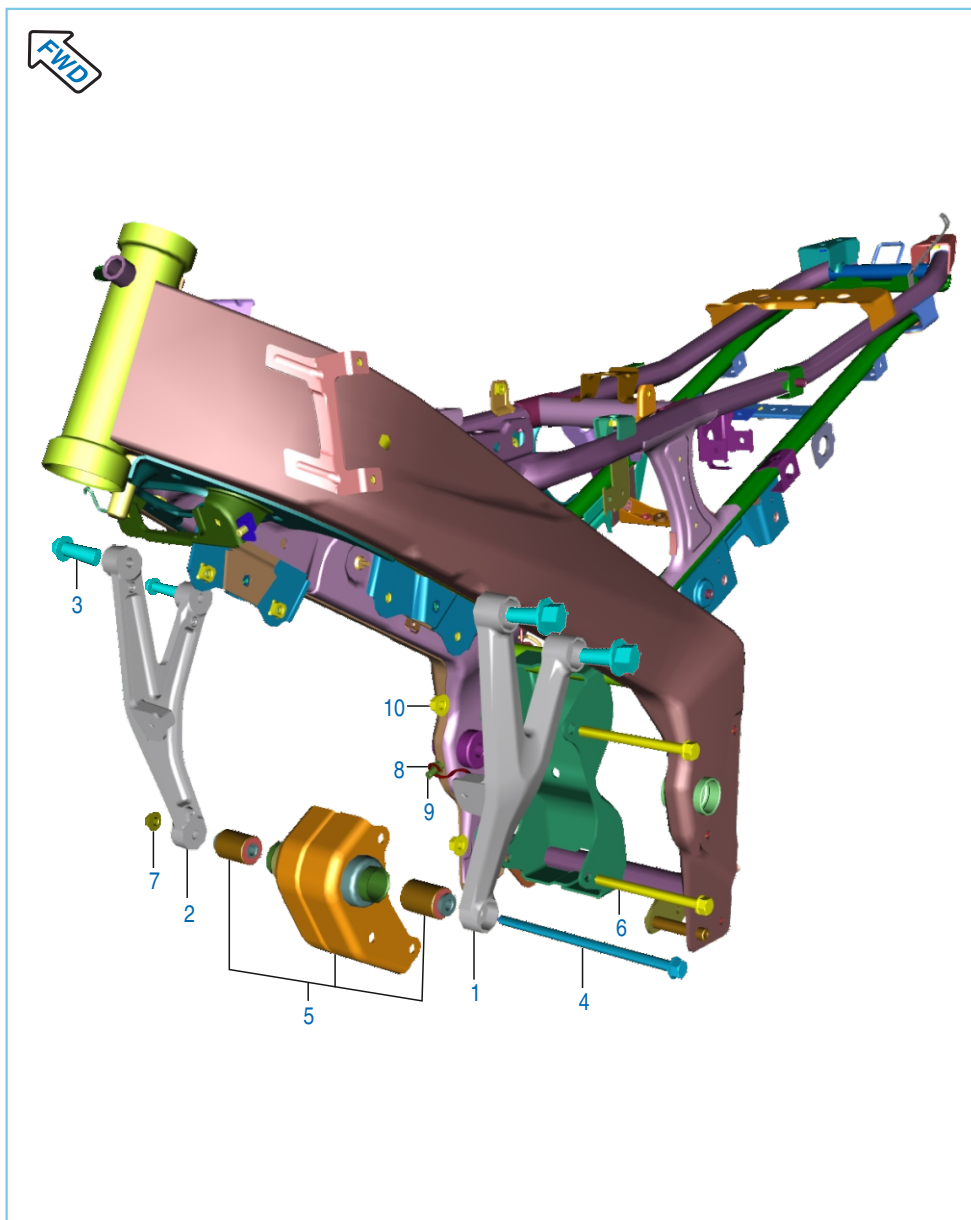
No.	Part No.	Description	Qty.		Remarks
			NS	AS	
1	JE 5910 48	Assembly Muffler	1	1	
2	JE 5910 05	Assly Pipe Exhaust	1	1	
3	JG 5910 38	Band Clip	1	1	
4	JE 5910 46	Heat Shield	1	1	
5	DH 1016 07	Truss Screw	2	2	
6	JG 5910 39	Gasket Muffler Pipe-A	1	1	
7	DJ 1010 64	Gasket Exhaust	1	1	
8	JL 5911 57	Sleeve Bottom	2	2	
9	JL 5911 56	Sleeve Top	4	4	
10	JL 5911 65	Damper Silencer Mounting	4	4	
11	KA DA06 35	Bolt Flanged	2	2	
12	KA DA06 30	Bolt Flanged	2	2	
13	KA DA05 10	Bolt Hex	1	1	
14	39 2492 11	Plain Washer	1	1	
15	JA 5910 40	Flange Nut	2	2	

## Seat Assembly / Seat Lock



No.	Part No.	Description	Qty.		Remarks
			NS	AS	
1	JL 1910 01	Seat Assy Comp Front	1	1	
2	36 JL00 13	Kit Damper For Seat	1	1	
3	DK 2110 07	Damper Seat Front	1	1	
4	JG 1910 08	Collar -Seat	2	2	
5	FD 2110 06	Grommet - Seat	2	2	
6	DS 1612 87	Flange Bolt - M6	2	2	
7	JL 1910 04	Seat Assy Comp Rear	1	1	
8	JD 1910 06	Damper Round	2	2	
9	JG 2326 01	Lock Assy Seat Rear	1	1	
10	JG 2326 06	Seat Lock Cable	1	1	
11	KC JD12 12	Nut	2	2	
12	JL 2326 04	Cover Seat Lock	1	1	

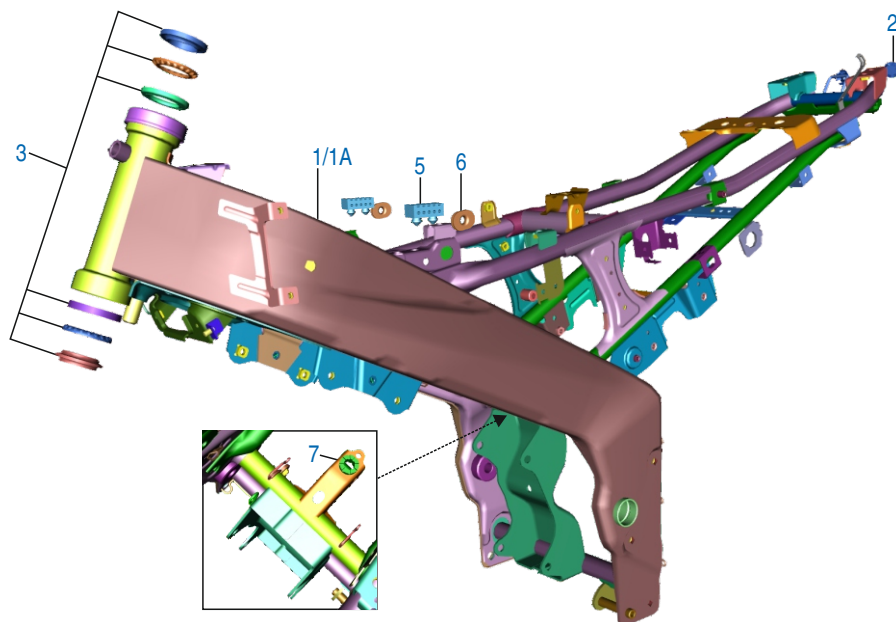
## Engine Mountings



No.	Part No.	Description	Qty.		Remarks
			NS	AS	
1	JF 1134 11	Engine Stay Lh	1	1	
2	JF 1134 04	Engine Stay Rh	1	1	
3	39 1951 04	Bolt - Flanged Small	4	4	
4	JF 1110 52	Engine Mtg Bolt Front	1	1	
5	52 JF00 63	Bracket Engine Mtg Front	1	1	
6	JF 1134 12	Flanged Bolt	2	2	
7	LC G000 14	Nut Flanged	2	2	
8	JF 1138 08	Hook Drain Tube	1	1	
9	KA EM06 10	Bolt Flanged	1	1	
10	LC G000 16	Nut Flanged	1	1	

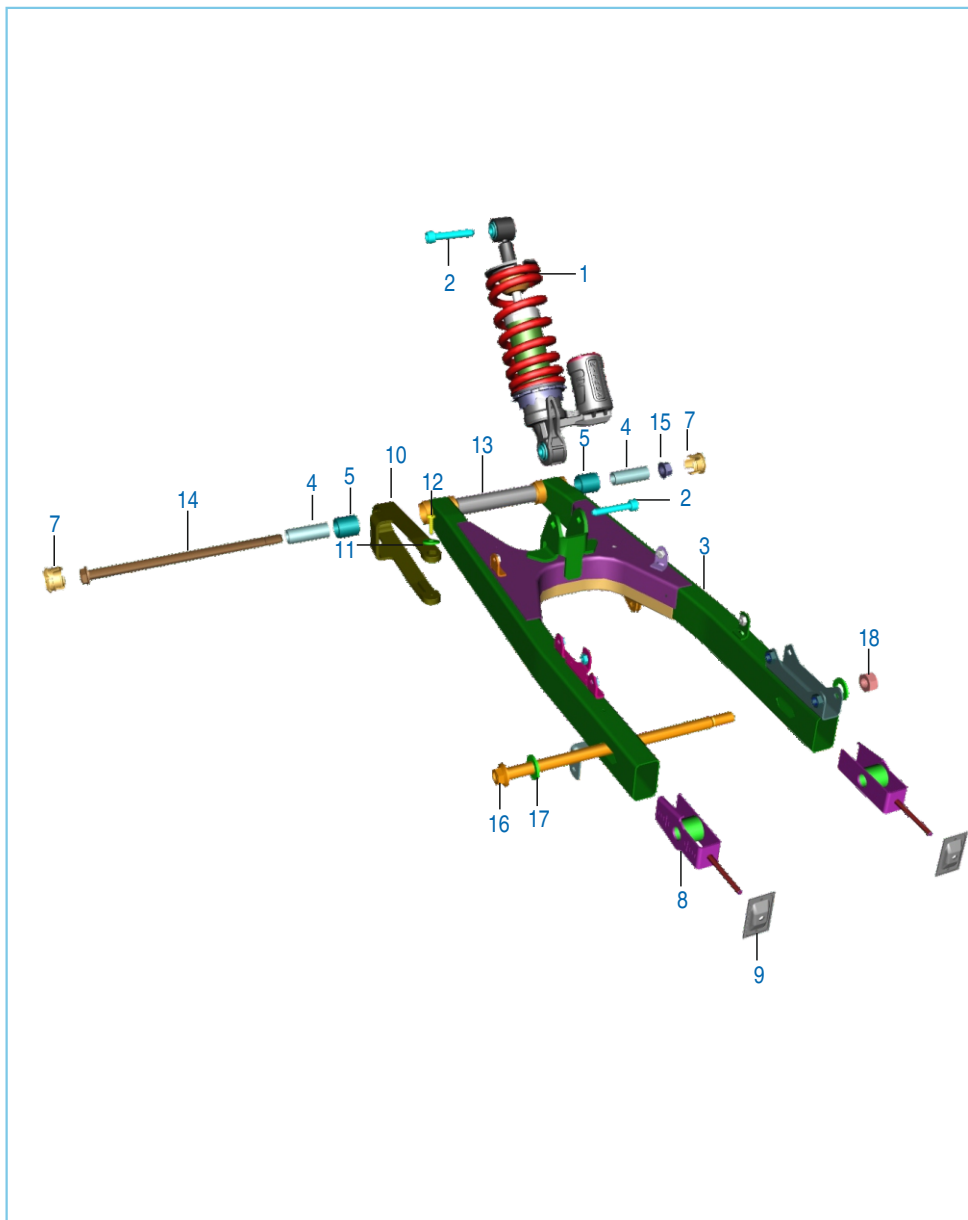
## Frame and Frame Fittings

No.	Part No.	Description	Qty.		Remarks
			NS	AS	
1	JF 1110 51	Frame Assly Complete	1	–	N.I
1a	JF 1111 36	Frame Assly Complete	–	1	
2	JL 1111 03	Cap Tube End	2	2	
3	36 Jg00 11	Kit Steering & Bearing	1	1	
4	JB 1812 23	Beading	2	2	
5	DS 2110 04	Damper Seat I	2	2	
6	DS 1410 12	Grommet Side Cover	2	2	
7	JL 1138 09	Grommet Air Filter Resting	1	1	



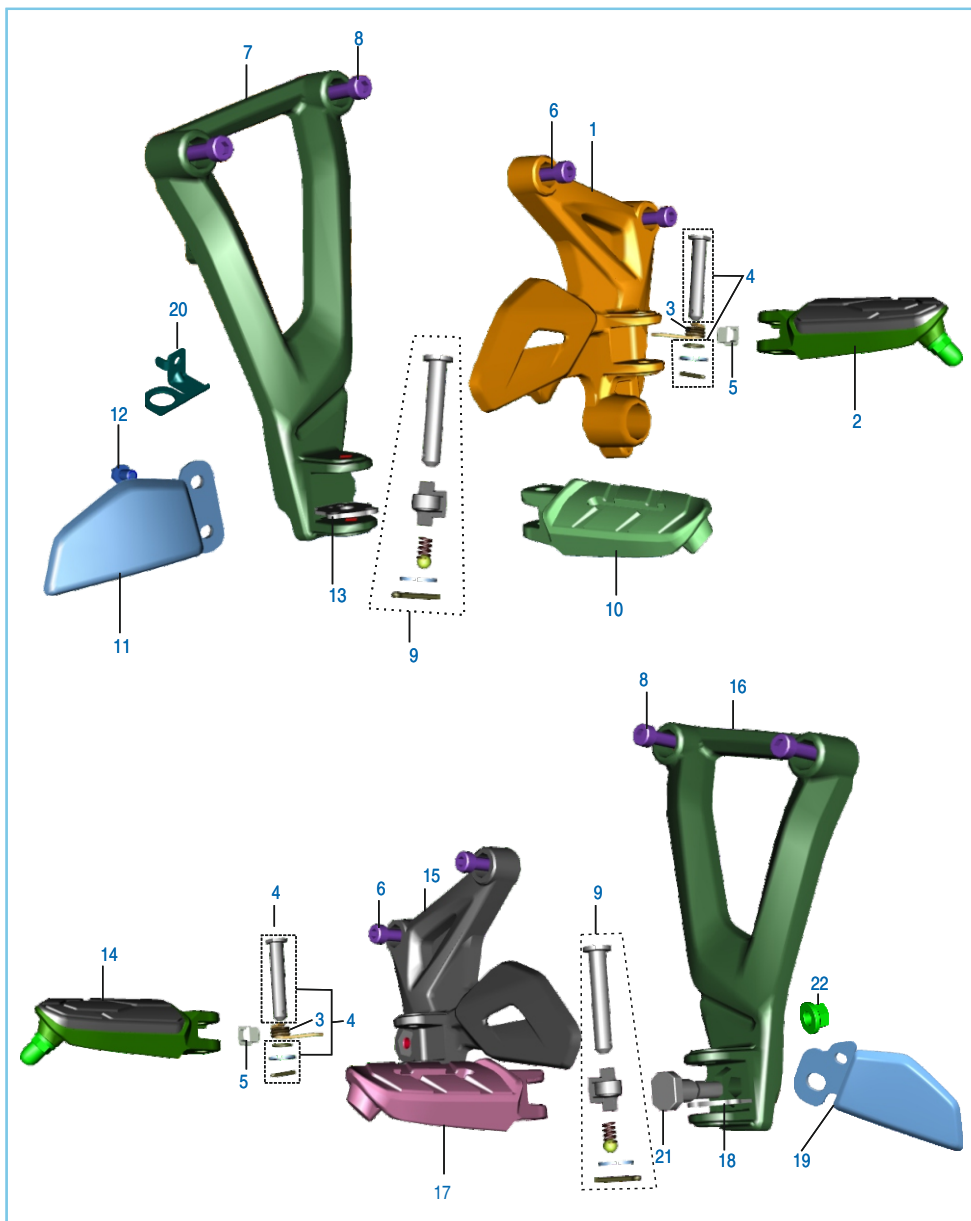


## Swing Arm / Rear Shock Absorber



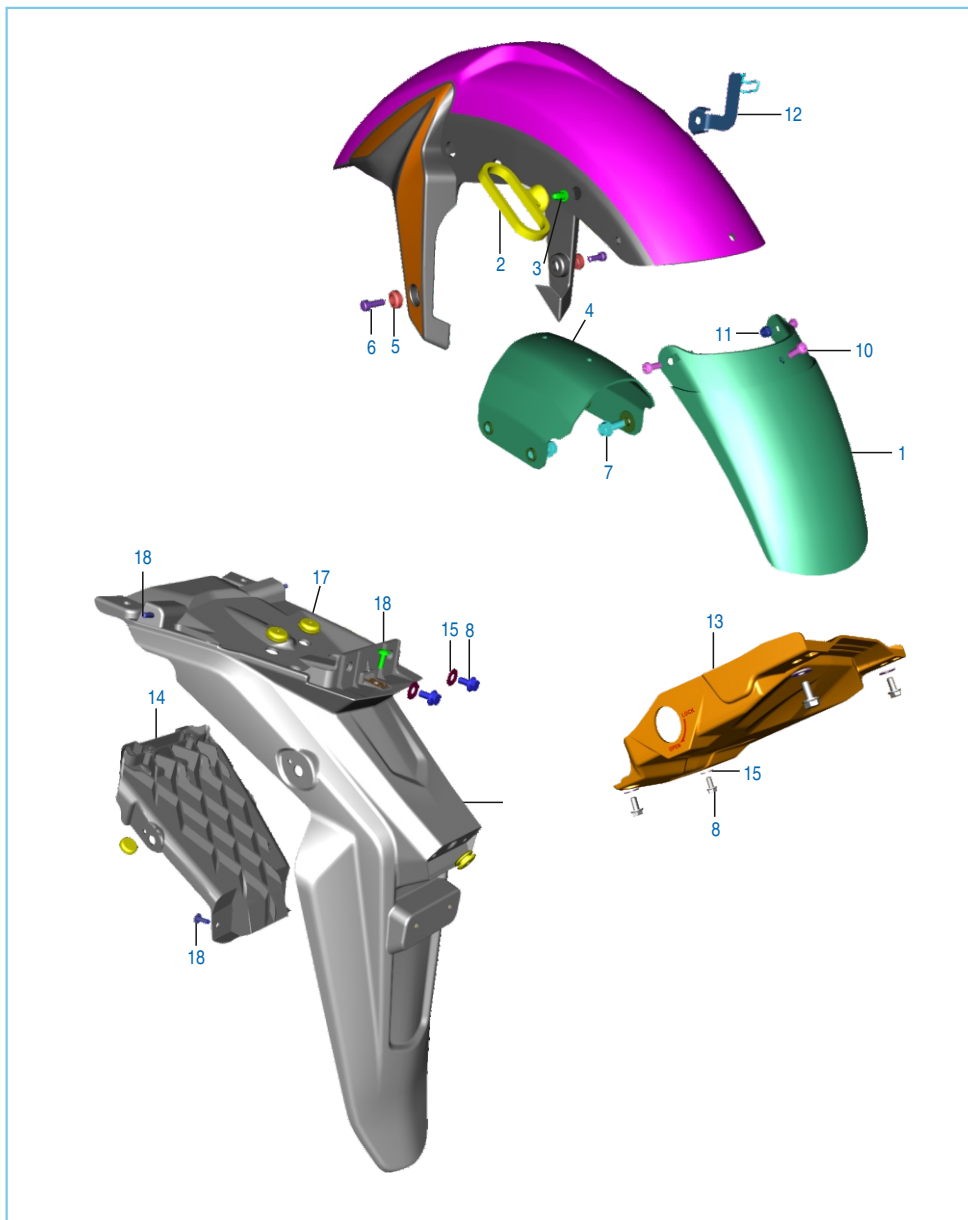
No.	Part No.	Description	Qty.		Remarks
			NS	AS	
1	JF 1220 00	Shockabsorber Mono	1	1	
2	LA C000 19	Bolt Socket M10 X 1.25 X 55	2	2	
3	JF 1220 05	Assembly Swing Arm Comp	1	1	
4	DG 1710 16	Sleeve	2	2	
5	DG 1710 18	Bearing - Needle	2	2	
6	DG 1710 19	Seal - Oil	4	4	
7	JL 1111 09	Cap Swing Arm Tube	2	2	
	DT 1138 48	Cap Swing Arm Tube	2	2	Ref. Cir. IB - 173
8	JZ 1220 08	Adjuster Chain Lh & RH	2	2	
9	JZ 1220 12	Plate Adjuster Chain	2	2	
10	JF 1220 06	Slider Chain	1	1	
11	39 0454 11	Washer - Plain	2	2	
12	39 0553 02	Screw - Self Tapping	2	2	
13	JL 1220 08	Spacer Central Swing Arm	2	2	
14	DG 1710 15	Shaft - Swing Arm	1	1	
	JL 1220 26	Shaft - Swing Arm	1	1	Ref. Cir. IB - 173
15	39 1053 15	Nut	1	1	
16	JZ 1312 17	Axel	1	1	
17	LD B000 29	Washer Rear Axel	2	2	
18	LC J000 02	Nut	1	1	

## Pillion Foot Rest / Holder



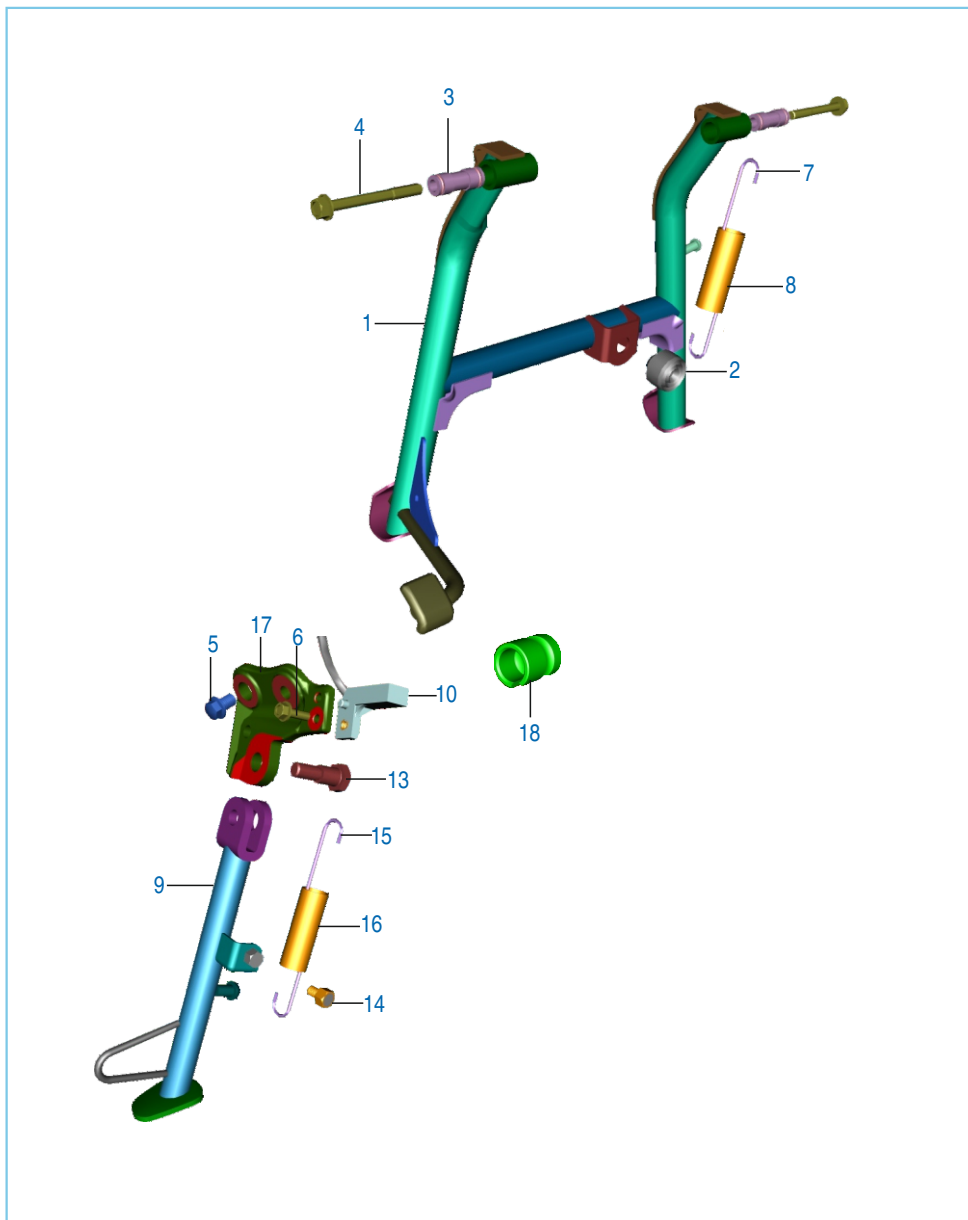
No.	Part No.	Description	Qty.		Remarks
			NS	AS	
1	JL 1130 02	Holder Step RH	1	1	
2	JF 1130 09	Step Assy Main RH	1	1	
3	JL 1130 12	Spring Torsion	1	1	
4	36 JL00 41	Kit Main Step Hardware	2	2	
5	JL 1130 36	Rubber Main Step Pillion	2	2	
6	KA CA08 20	Bolt-Socket Dia-08 L-20	4	4	
7	JL 1130 15	Step Holder - Pillion RH	1	1	
8	LA C000 16	Bolt Socket M8X35	4	4	
9	36 JL00 15	Kit Pillion Hardware	2	2	
10	56 JL02 01	Step Pillion Assy Complete RH	1	1	
11	JL 1130 27	Flap Pillion Holder RH	1	1	
12	KA DE06 10	Bolt - Flanged :- Small	4	4	
13	DT 1130 15	Lock Plate RH	1	1	
14	52 JL01 58	Step Assy Main LH(MTL Color)	1	1	
15	JL 1130 34	Holder Step LH	1	1	
16	JL 1130 14	Step Pillion Assy Complete LH	1	1	
17	JL 1130 16	Step Pillion Assy Complete RH	1	1	
18	DT 1130 14	Lock Plate LH	1	1	
19	JL 1130 26	Flap Pillion Holder LH	1	1	
20	JL 1130 33	Bracket Rear Brake Switch	1	1	
21	JL 1130 38	Step bolt	1	1	
22	39 1055 15	Nut Hex. with flange- M10	1	1	

## Mudguard - Front & Rear



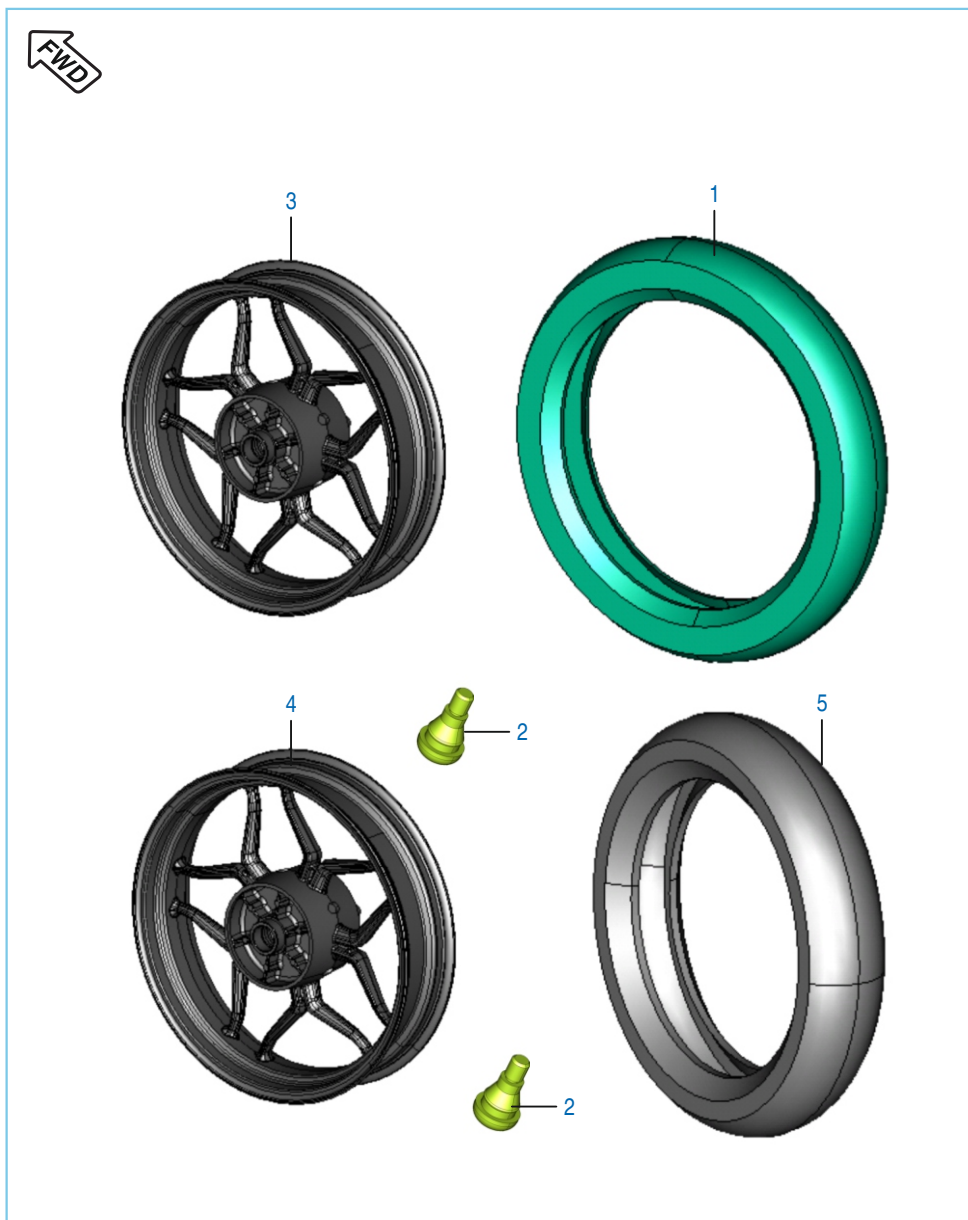
No.	Part No.	Description	Qty.		Remarks
			NS	AS	
1	JF 1814 03	Mudflap -Front	1	1	
2	DS 1611 25	Guide - Cable	1	1	
3	DJ 1610 69	Nail - Cable Guide	1	1	
4	JL 1814 02	Bracket Brace Fender	1	1	
5	JL 1814 11	Washer Front-Fender-Mtg	2	2	
6	KA Ca06 16	Bolt - Hexagon Socket Head :- M6	2	2	
7	KA DF08 20	Bolt - Flanged M8	4	4	
8	KA DF06 14	Bolt - Flanged	-	4	
9	KD Aa05 10	Washer - Plain	6	6	
10	KB Bb05 12	Screw - Pan Head M5	3	3	
11	39 0326 15	Nut - Nyloc M5 X 0.8	3	3	
12	JL 1318 11	Bracket -Hose Clamp	1	-	
	JL 1138 34	Bracket -Hose Clamp	-	1	
13	JL 1812 09	Fender Rear Front	1	1	
14	JL 1814 36	Under Tray	-	1	
15	LD B000 23	Washer Plain	-	4	
16	JL 1814 33	Fender Rear	-	1	
17	DJ 2011 73	Grommet for Cable	-	3	
18	KB UC05 14	Screw Truss	-	5	
19	KA DF06 12	Bolt Flanged	-	2	

## Stand Assembly



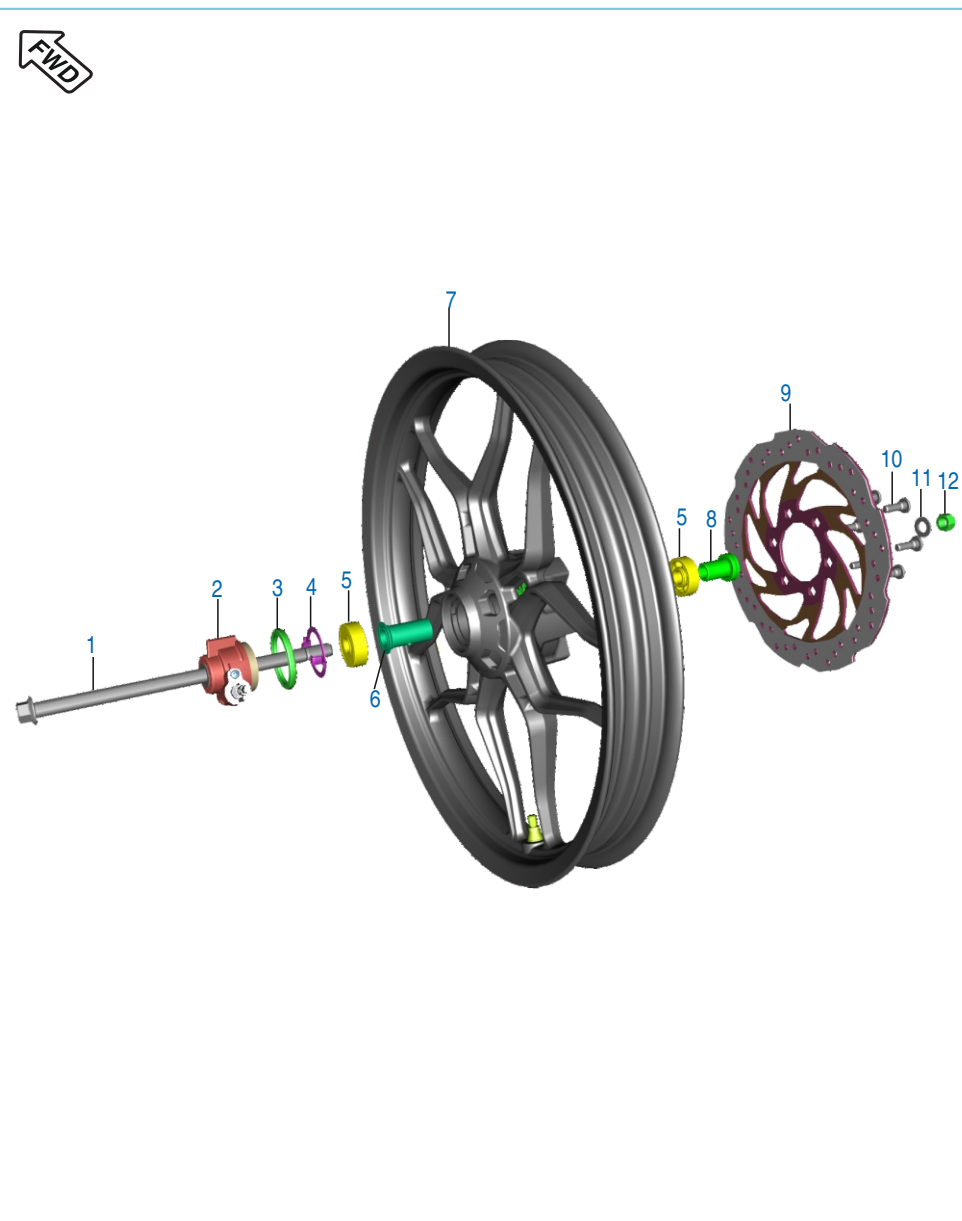
No.	Part No.	Description	Qty.		Remarks
			NS	AS	
1	JF 1132 02	Center Stand	1	1	
2	DG 1611 24	Damper	1	1	
3	JL 1132 10	Bush Main Stand LH	2	2	
4	LA D001 34	Bolt - Flanged M8	1	1	
5	39 1689 04	Bolt - Hexagon M8 X 1.25	1	1	
6	LA D001 35	Bolt Flanged	1	1	
7	JL 1132 07	Spring Main Stand	1	1	
8	JL 1132 12	Cover Spring Main Stand	1	1	
9	JL 113201	Assly Side Stand	1	1	
10	JL 4014 02	Switch Side Stand	1	1	
11	39 0422 15	Nut - Nyloc	1	1	
12	DF 1611 02	Bolt for Side Stand Mtg	1	1	
13	KA Db05 16	Bolt Flanged	1	1	
14	JL 4036 00	Magnet Assly	1	1	
15	JL 1132 09	Spring Side Stand	1	1	
16	DH 1611 46	Cover Spring Side Stand	1	1	
17	JL 1132 02	Bracket Side Stand Mtg	1	1	
18	JL 1132 23	Bush Anchor Pin	1	1	

Tube / Tyre / Rim



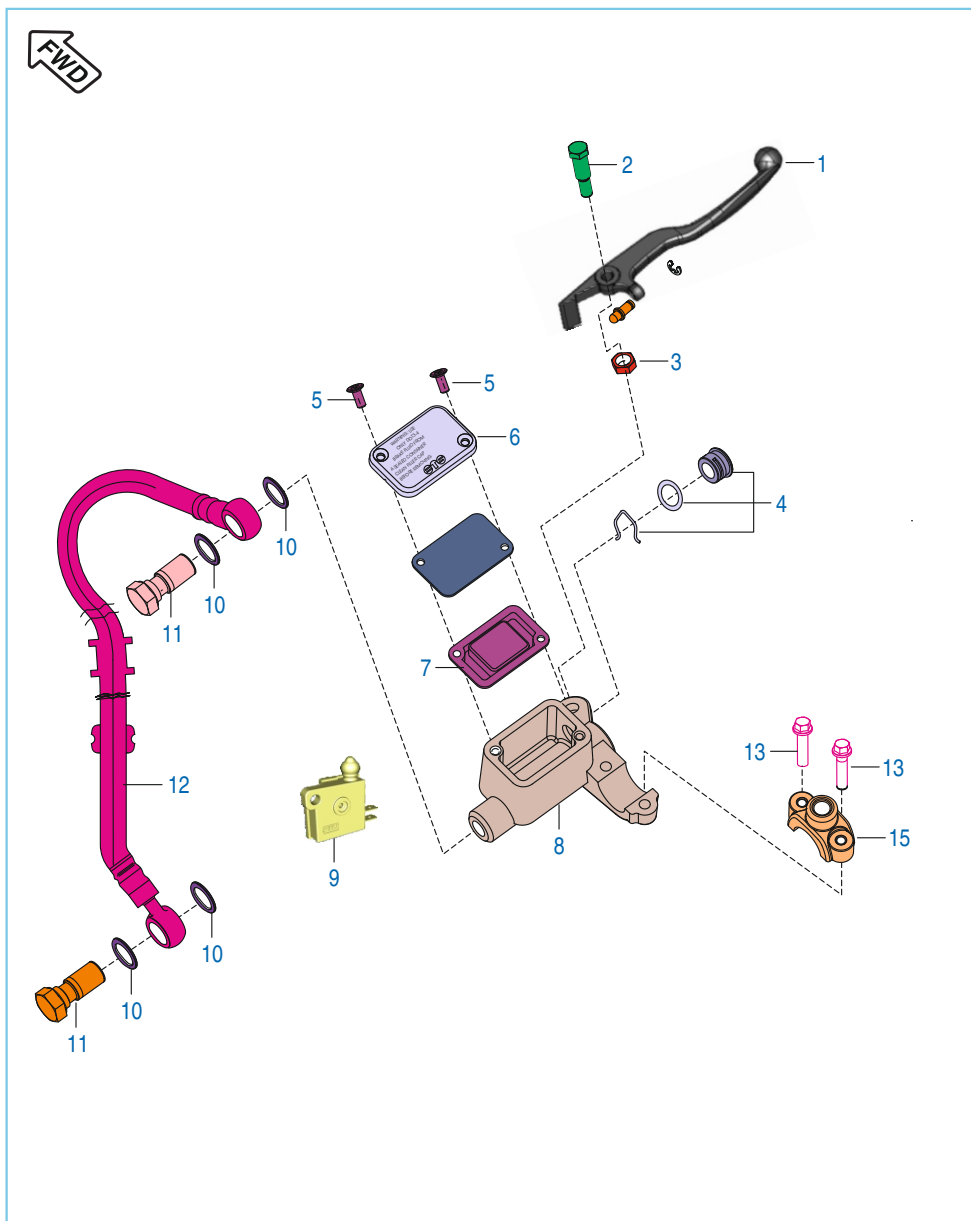
No.	Part No.	Description	Qty.		Remarks
			NS	AS	
1	JF 1310 10	Tyre Front Tubeless	1	1	
2	DK 1510 26	Valve Tubeless Tyre	2	2	
3	JF 1310 11	Wheel Rim 1.85X17	1	1	
4	JF 1312 06	Wheel Rim 2.15X17	1	1	
5	JF 1312 22	Tyre Rear 110/80-17	1	1	

## Front Hub



No.	Part No.	Description	Qty.		Remarks
			NS	AS	
1	JF 1310 08	Axel Front	1	1	
2	DH 2010 79	Sensor Speed Assly	1	1	
3	30 1510 33	Oil Seal	1	1	
4	DE 1510 12	Plate Drive	1	1	
5	KP BB63 01	Bearing Ball C3 Clearance	2	2	
6	DE 1510 06	Sapcer Assly	1	1	
7	JF 1310 11	Wheel front	1	1	
8	JN 1310 03	Spacer	1	1	
9	JF 1318 00	Disc Front	1	1	
10	JD 1318 11	Special Bolt	6	6	
11	JB 1310 18	Washer	1	1	
12	JB 1310 19	Nut	1	1	

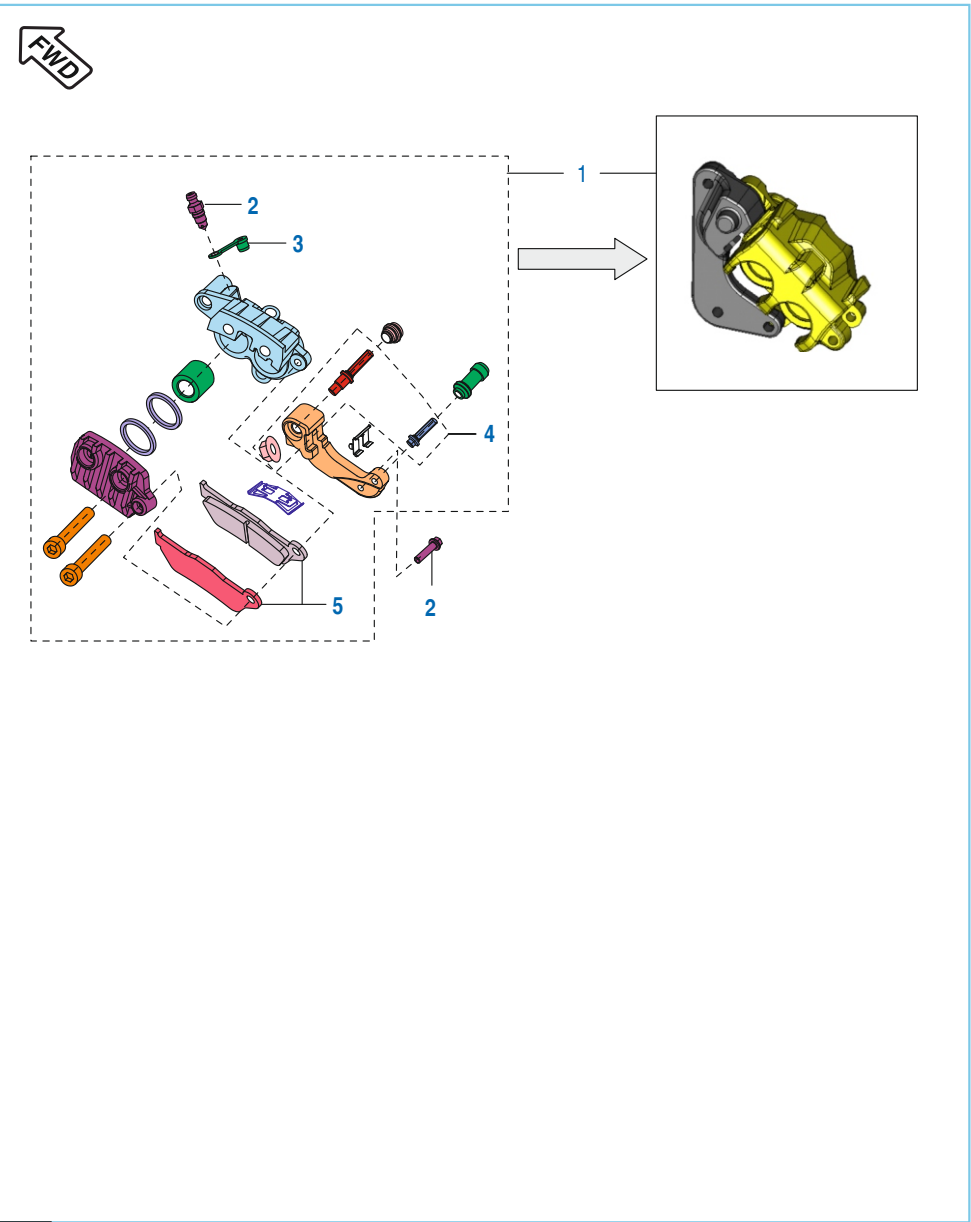
## Front Master Cylinder



No.	Part No.	Description	Qty.		Remarks
			NS	AS	
1	JG 1610 10	Lever Front Brake	1	1	
2	DJ 1910 29	Bolt Front Bracket I	1	1	
3	DJ 1910 30	Nut	1	1	
4	DH 1910 62	Oil Window Kit	1	1	
5	DJ 1910 31	Screw	2	2	
6	DE 1910 29	Cover Reservoir	1	1	
7	DE 1910 28	Diaphragm	1	1	
8	JF 1318 07	Master Cylinder with Lever	1	1	
9	DJ 2011 00	Brake Switch	1	1	
10	DE 1910 10	Washer -Copper	4	4	
11	DE 1910 11	Bolt- Benjo	2	2	
12	JF 1318 02	Hose Assly	1	—	
	JF 1319 01	Hose Assly	—	1	
13	LA D000 37	Bolt Flanged	2	2	
14	36 JF0018	Kit M Cyl Major	1	1	N.I
14a	36 JF00 19	Kit M Cyl Minor	1	1	N.I
15	DE 1910 33	Clamp Holder RH	1	1	

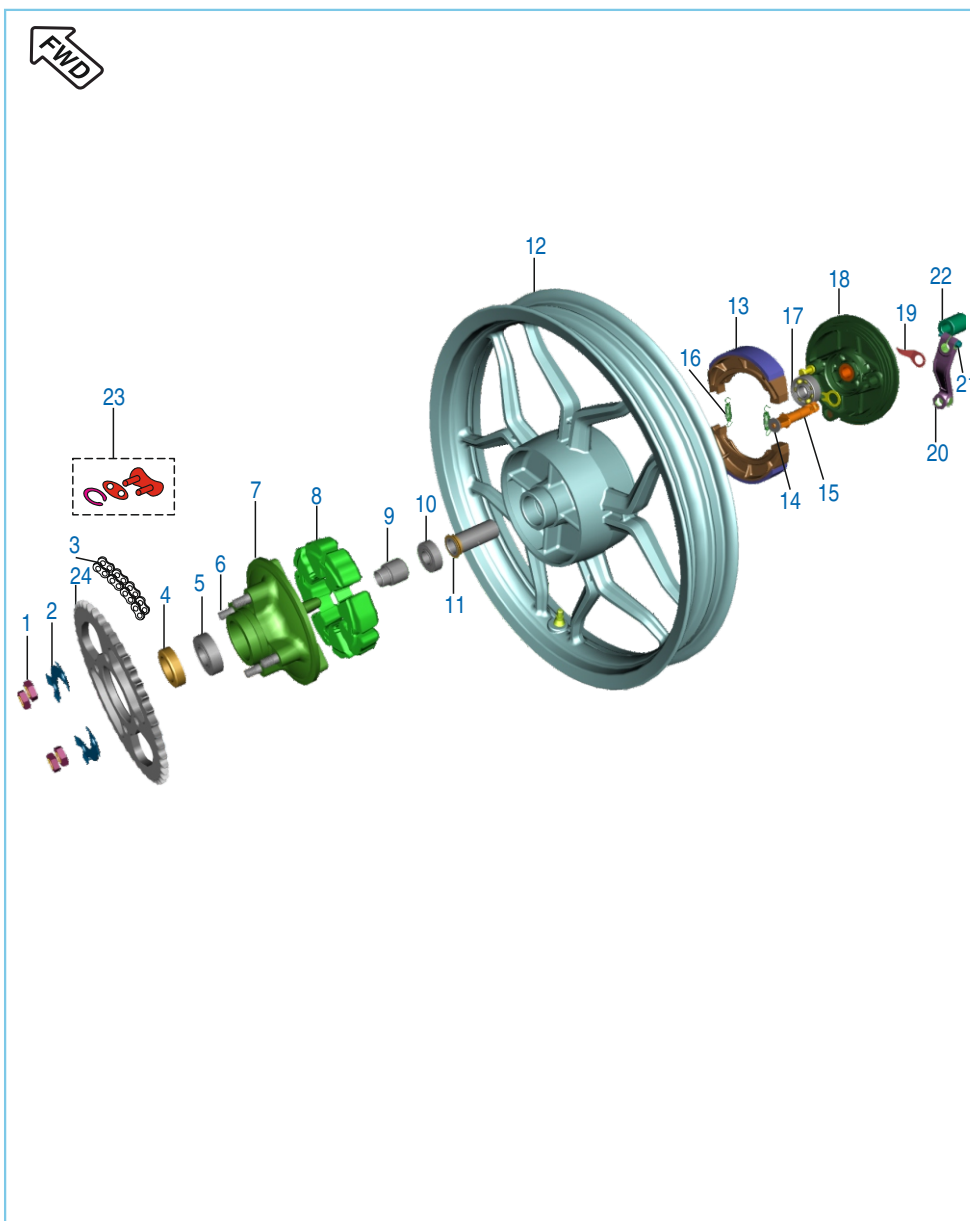


Front Disc Brake



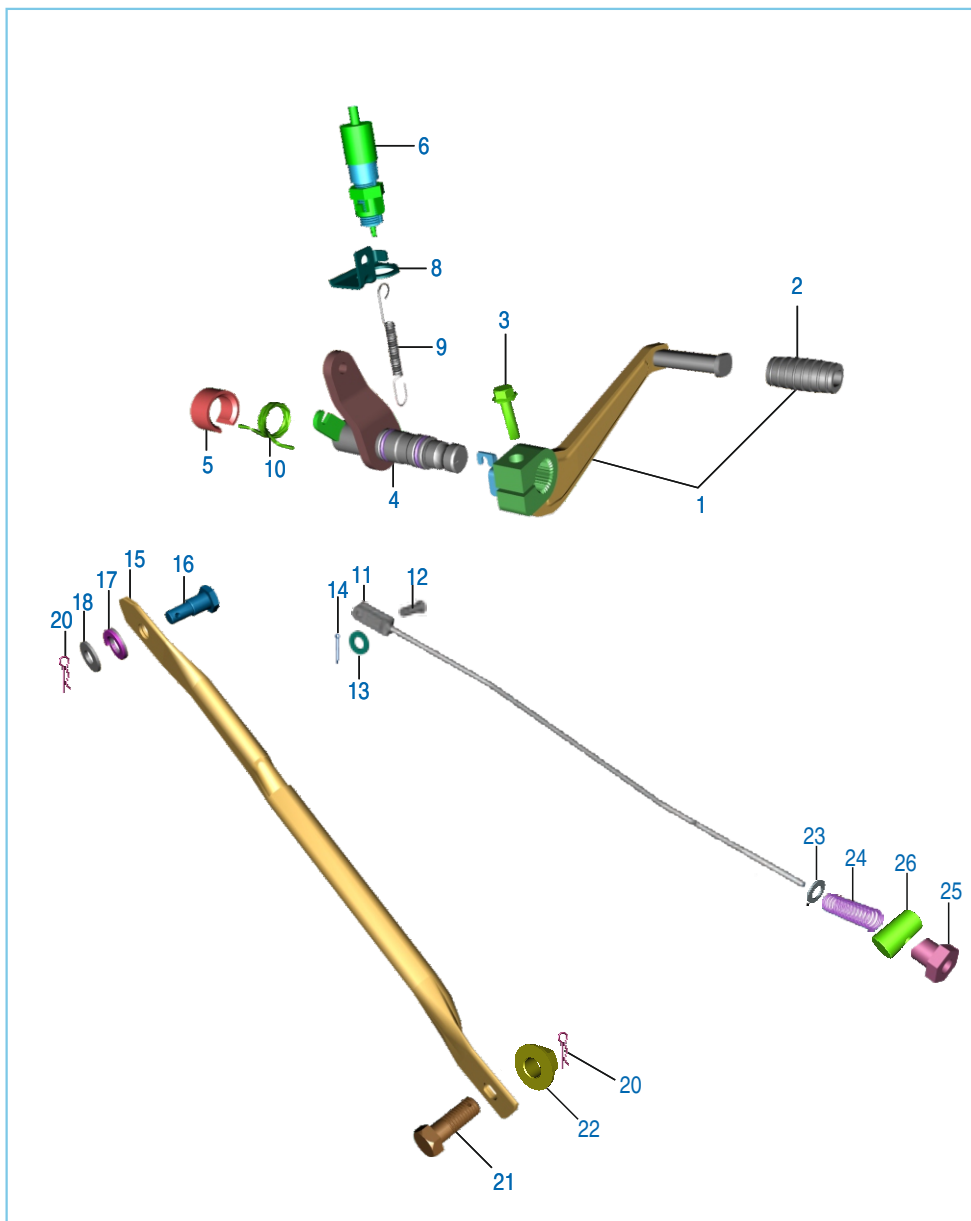
No.	Part No.	Description	Qty.		Remarks
			NS	AS	
1	JF 1318 06	Caliper Assy Brake Front	1	1	
2	DJ 1510 69	Screw Bleeder	1	1	
3	DJ 1510 70	Bleeder Cap	1	1	
4	JW 1318 10	Anchor Pin Kit	1	1	
5	JW 1318 07	Disc Pad	1	1	

## Rear Hub



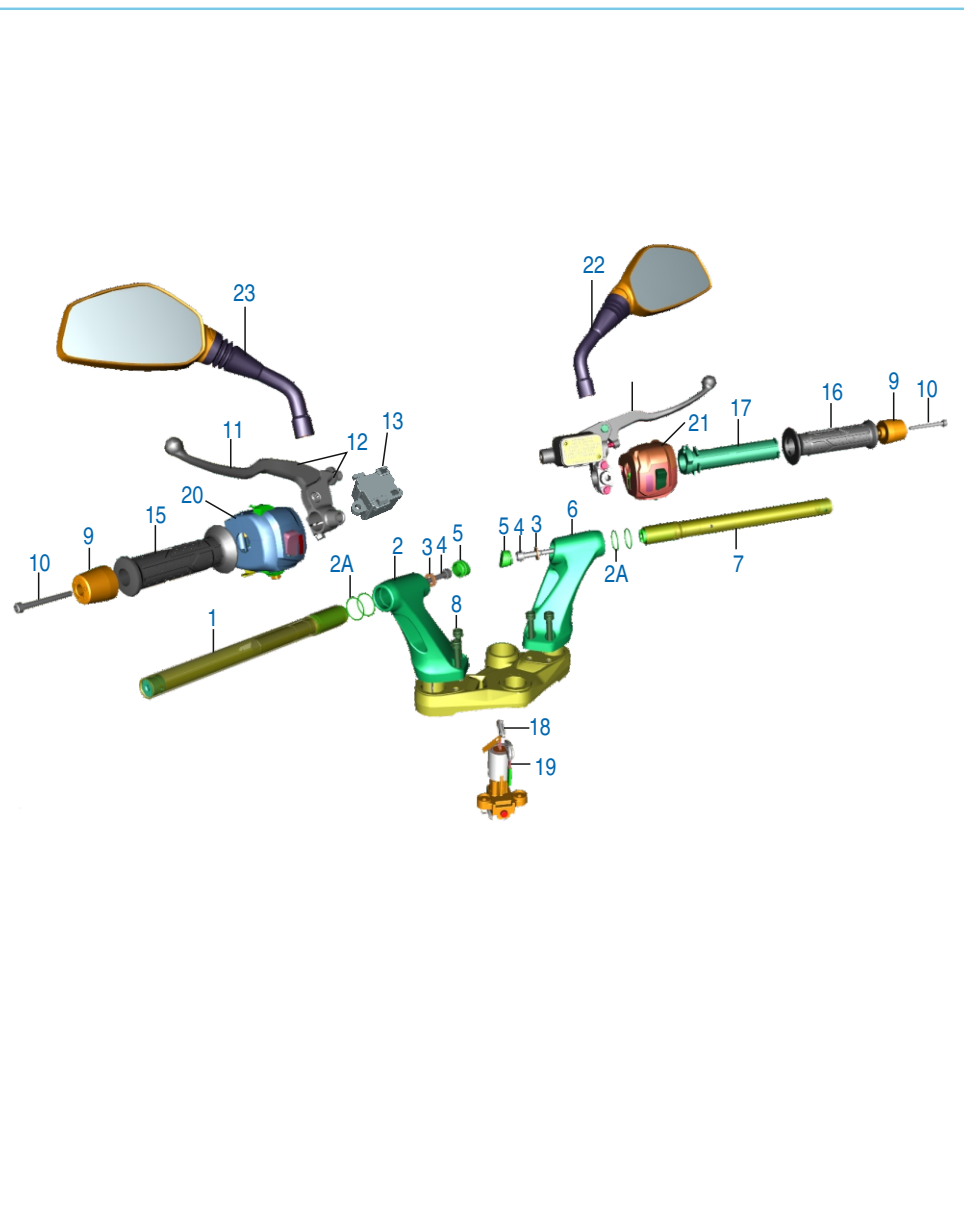
No.	Part No.	Description	Qty.		Remarks
			NS	AS	
1	LC B000 05	Nut Hex	4	4	
2	PF 1312 20	Washer Lock	2	2	
3	JF 1410 00	Chain O ring type	1	1	
4	DS 1510 57	Dust Cover	1	1	
5	KP BC60 04	Bearing Ball	1	1	
6	DS 1510 73	Stud	4	4	
7	JN 1312 03	Coupling	1	1	
8	JG 1312 19	Coupling Rubber	1	1	
9	JD 1312 12	Sleeve	1	1	
10	KP Bb62 02	Bearing Ball	1	1	
11	JD 1312 10	Collar	1	1	
12	JF 1312 06	Wheel Rear	1	1	
13	30 1511 05	Brake Shoe assly	1	1	
14	39 0722 11	Plain Washer	1	1	
15	JC 1510 05	Cam Brake	1	1	
16	30 1510 09	Spring	2	2	
17	KP Bb63 02	Bearing Ball	1	1	
18	JF 1316 01	Panel Rear	1	1	
19	JC 1510 06	Indicator	1	1	
20	JF 1316 00	Cam Lever	1	1	
21	JB 1312 24	Hex Bolt	1	1	
22	JF 1312 09	Spacer Panel	1	1	
23	JD 1410 03	Lock Set	1	1	
24	JZ 1410 05	Sprocket Rear - 45 T	1	1	

## Rear Brake Pedal



No.	Part No.	Description	Qty.		Remarks
			NS	AS	
1	JF 1610 01	Brake Pedal	1	1	N.I
2	DG 1013 39	Damper	1	1	
3	39 1769 04	Bolt Flanged	1	1	
4	JL 1610 05	Shaft Assly Brake Lever	1	1	
5	DH 1910 13	Spacer Brake Shaft Assly	1	1	
6	31 2010 79	Switch - Rear Brake	1	1	
7	39 2475 04	Hex Head Bolt	1	1	
8	JL 1130 33	Bracket Rear Brake Switch	1	1	
9	JL 1610 06	Spring Rear Brake Switch	1	1	
10	DH 1910 06	Spring - Brake - Pedal	1	1	
11	JL 1318 10	Brake Rod	1	1	
12	30 1910 38	Pin	1	1	
13	39 0198 11	Washer	2	2	
14	39 0808 08	Split Pin	1	1	
15	DJ 1510 42	Rod Torque	1	1	
16	DH 1510 29	Step Bolt	1	1	
17	39 0789 12	Spring Washer	1	1	
18	39 0454 11	Plain Washer	1	1	
19	39 0694 15	Hex Lock Nut	1	1	
20	39 0807 08	Split Pin	2	2	
21	DG 1910 48	Bolt	1	1	
22	39 1225 15	Hex Nut Flanged	1	1	
23	39 0199 11	Plain Washer	1	1	
24	JC 1910 08	Spring Brake Rod	1	1	
25	JC 1910 07	Nut Brake Rod	1	1	
26	JC 1910 11	Pin Brake	1	1	

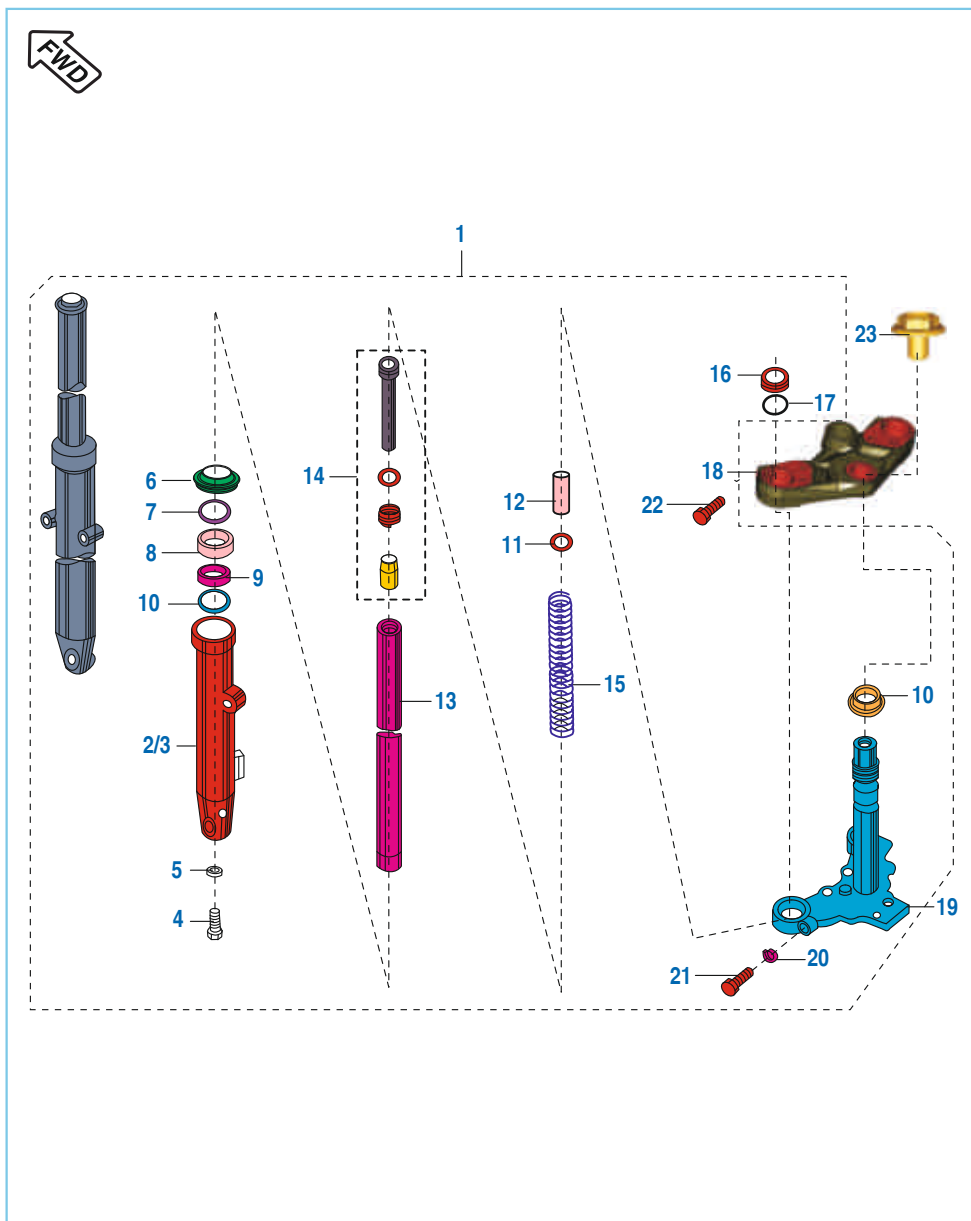
## Handle Bar Assly



No.	Part No.	Description	Qty.		Remarks
			NS	AS	
1	JL 1510 21	Handle Bar Tube LH assly.	1	1	
2	JF 1510 25	Holder Handle LH	1	1	
2A	JL 1510 38	O ring	4	4	
3	39 1180 11	Washer - Plain	2	2	
4	LA C000 20	Bolt Socket M8X1.25Px55L	2	2	
5	JL 1510 28	Plug Handle Holder	2	2	
6	JF 1510 27	Holder Handle RH	1	1	
7	JL 1510 34	Handlebar Tube Assy RH	1	1	
8	DG 1810 08	Bolt - Socket	4	4	
9	JL 1510 35	Handlebar Weight	2	2	
10	39 2427 04	Bolt - Hexagon Socket Head Cap:M6	2	2	
11	JL 1610 11	Lever & Support Holder Assly LH	1	-	
	JL 1610 15	Lever & Support Holder Assly LH	-	1	
12	JL 1610 12	Lever LH For New Clutch Switch	1	-	
	JG 1610 08	Lever LH For New Clutch Switch	-	1	
13	DJ 2012 46	Clutch Switch (6Amp Diode)	1	-	
	JL 4014 11	Clutch Switch	-	1	
14	DD 1910 15	Clamp - Rubber	1	1	
15	JL 1610 03	Handle Grip LH	1	1	
16	JL 1610 08	Grip Hand Assy RH	1	-	
	DT 1610 05	Grip Hand Assy RH	-	1	
17	JG 1510 22	Pipe - Throttle	1	1	
18	JL 1510 23	Lock Set 3 In 1	1	-	
	DT 2326 01	Lock Set 3 In 1	-	1	
19	JL 4014 03	Switch Ignition	1	-	
	DT 4014 05	Switch Ignition	-	1	
20	JL 4014 00	Switch Control LH	1	-	
	JL 4014 09	Switch Control LH	-	1	
21	JL 4014 01	Switch Control RH	1	-	
	JL 4014 10	Switch Control RH	-	1	
22	JL 2316 01	Mirror Assly RH	1	1	
23	JL 2316 00	Mirror Assly LH	1	1	

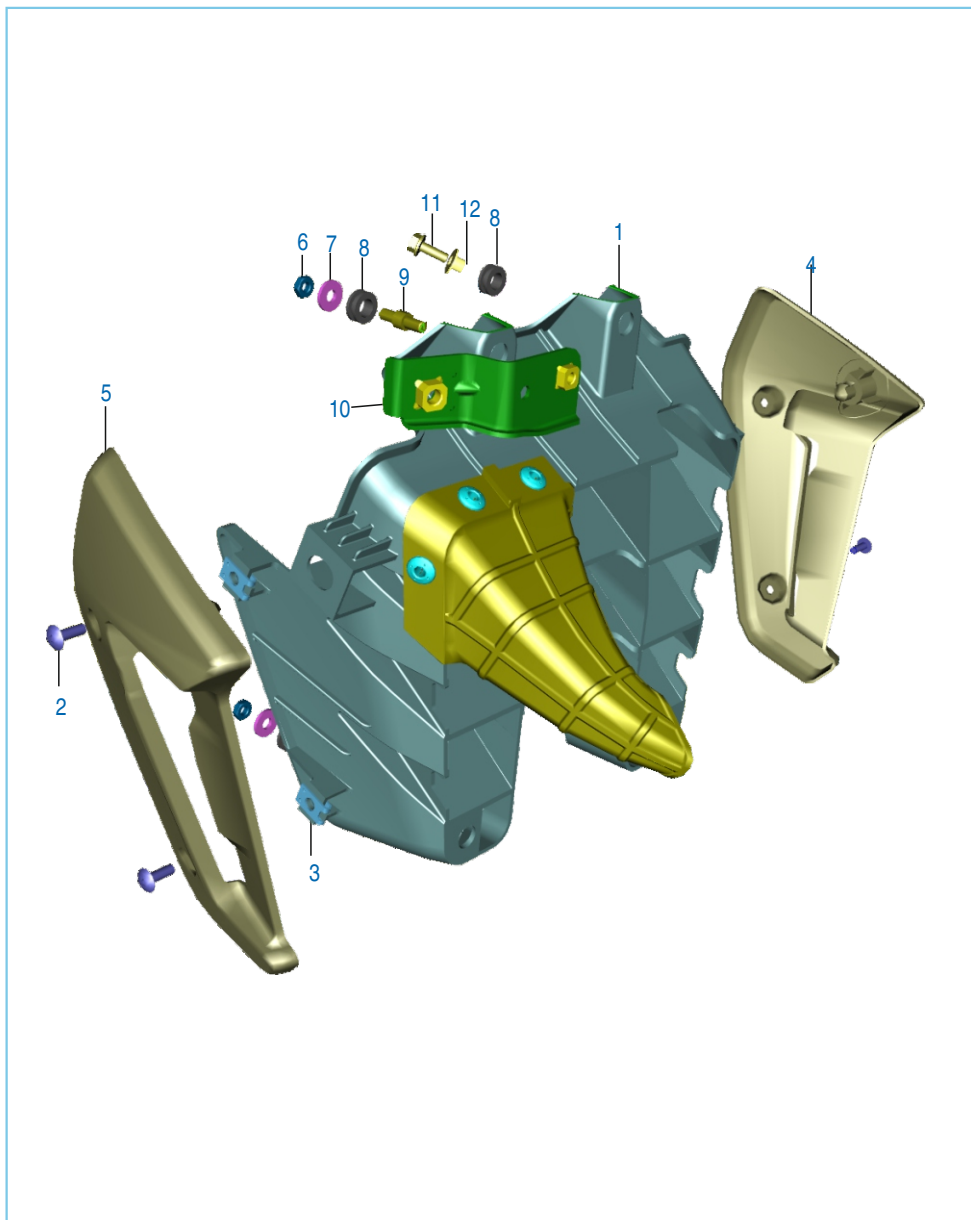


## Front Fork



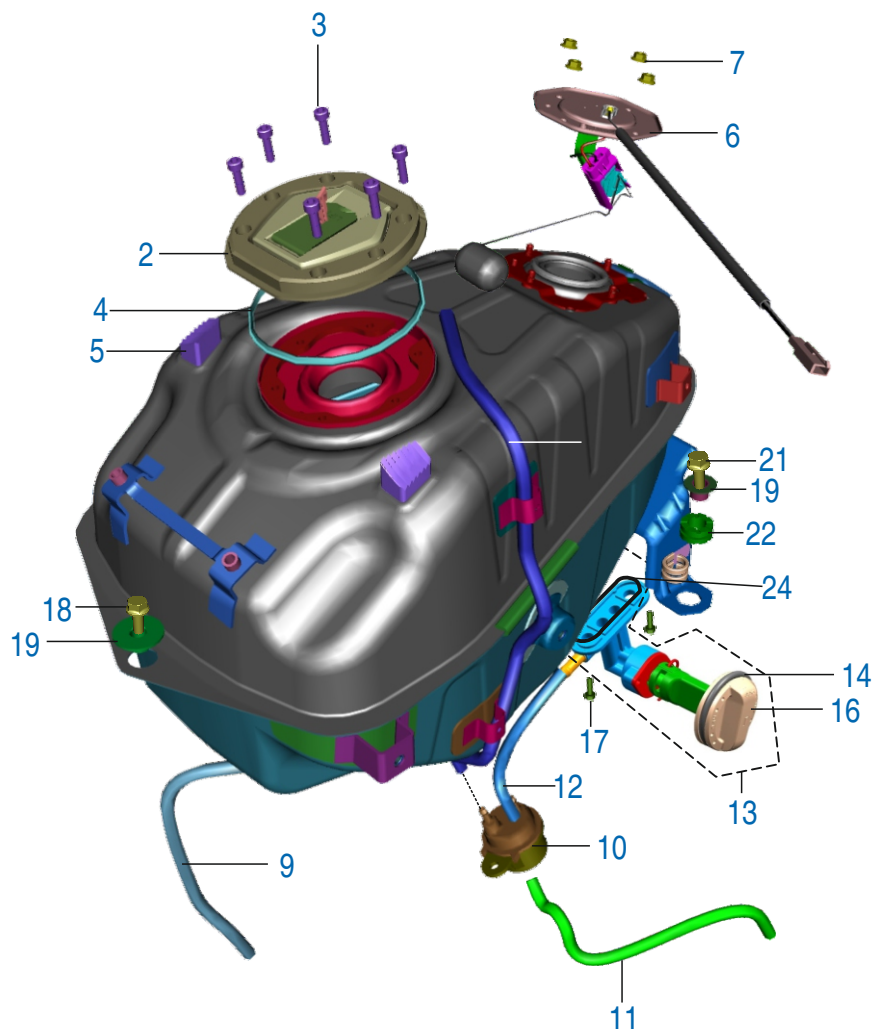
No.	Part No.	Description	Qty.		Remarks
			NS	AS	
1	JF 1510 18	Fork Assly- Front	1	1	
2	JF 1510 31	Tube Outer LH	1	1	
3	JF 1510 32	Tube Outer RH	1	1	
4	30 1810 25	Soc. Head Bolt	2	2	
5	30 1810 26	Copper Washer	2	2	
6	DJ 1810 89	Inner Dust Seal	2	2	
7	DJ 1810 88	Oil Seal Stopper	2	2	
8	DJ 1810 87	Oil Seal	2	2	
9	DS 1810 70	Guide Bush	2	2	
10	DS 1810 72	Washer	2	2	
11	DM 1810 10	Washer	2	2	
12	JF 1510 36	Spacer Tube	2	2	
13	JF 1510 33	Fork Pipe Inner	2	2	
14	36 Jf00 31	Cylinder Complete Fork	2	2	
15	JF 1510 34	Spring Main Spring	2	2	
16	DH 1810 15	Fork Bolt	2	2	
17	30 1810 29	'O' Ring	2	2	
18	JF 1510 19	Upper Bracket	1	1	
19	JF 1210 04	Under Bkt Assly Complete	1	1	
20	DK 1810 25	Spring Washer	2	2	
21	DK 1810 28	Bolt	2	2	
22	DG 1810 08	Bolt - Socket	2	2	
23	JY 1510 11	Steering Top Bolt	1	1	

## Radiator Covers



No.	Part No.	Description	Qty.		Remarks
			NS	AS	
1	JE 5810 47	Shroud Center	1	1	
2	KB Ua05 14	Screw Truss	4	4	
3	DJ 1612 29	Clip Nut	4	4	
4	JF 1812 16	Shroud LH	1	—	
	JF 1812 55	Shroud LH	—	1	
5	JF 1812 17	Shroud RH	1	—	
	JF 1812 56	Shroud RH	—	1	
6	KC Ba06 05	Nut Hex Thin	1	—	
7	39 0711 11	Plain Washer	1	—	
8	JL 1812 56	Grommet for Radiator Cowl	2	2	
9	JF 1138 22	Stud Horn Mtg Bracket	1	—	
10	JF 1138 23	Bracket Horn Mtg	1	1	
11	KA Da06 16	Bolt Flange	—	1	
12	JW 1710 15	collar Spoiler Central	—	1	

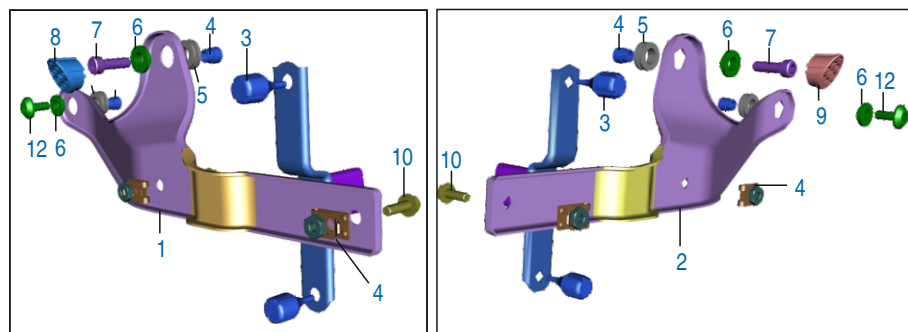
## Petrol Tank, Cap Tank and Gauge Fuel



No.	Part No.	Description	Qty.		Remarks
			NS	AS	
1	JL 1710 81	Tank Assembly	1	1	
2	56 JL04 01	Cap Tank (Moon Light Silver)	1	1	
3	KA Cb05 16	Bolt Master	6	6	
4	JL 1710 49	Damper Ring Tank Cap	1	1	
5	36 JL00 12	Kit Tank Damper	1	1	
6	JL 4026 02	Sensor Fuel Level	1	1	
6A	DK 1410 28	'O' ring for Fuel Sensor	1	1	
7	KC GA05 05	Nut - Flange	4	4	
8	JL 1710 37	Breather Tube	1	1	
9	JL 1710 63	Pipe - Drain	1	1	
10	JL 1718 02	Filter Inline	1	1	
11	JL 1710 36	Tube Fuel (Carburettor)	1	1	
12	JL 1710 35	Tube Fuel (Tank)	1	1	
13	JL 1718 00	Tap Fuel Assembly	1	1	
14	JL 1710 60	O Ring-For Knob	1	1	
15	JL 1718 03	Pin Snap For Knob	1	1	
16	JL 1718 01	Knob Fuel Tap	1	1	
17	DD 1412 27	Bolt - Flanged	2	2	
18	KA DF08 20	Bolt Tank mtg Front	3	-	
	39 1946 04	Bolt Tank mtg Front	-	3	
19	JL 1710 19	Sleeve Tank Mtg Front	3	3	
20	JL 1710 18	Grommet Tank Mtg Front	1	1	N.I
21	KA DT08 20	Bolt	2	2	
22	JL 1710 20	Grommet Tank Mtg Rear	2	2	
23	JL 1710 85	Spring Fuel Tube	1	1	NI
24	JL 1710 96	Sealing Ring Fuel Cock	1	1	

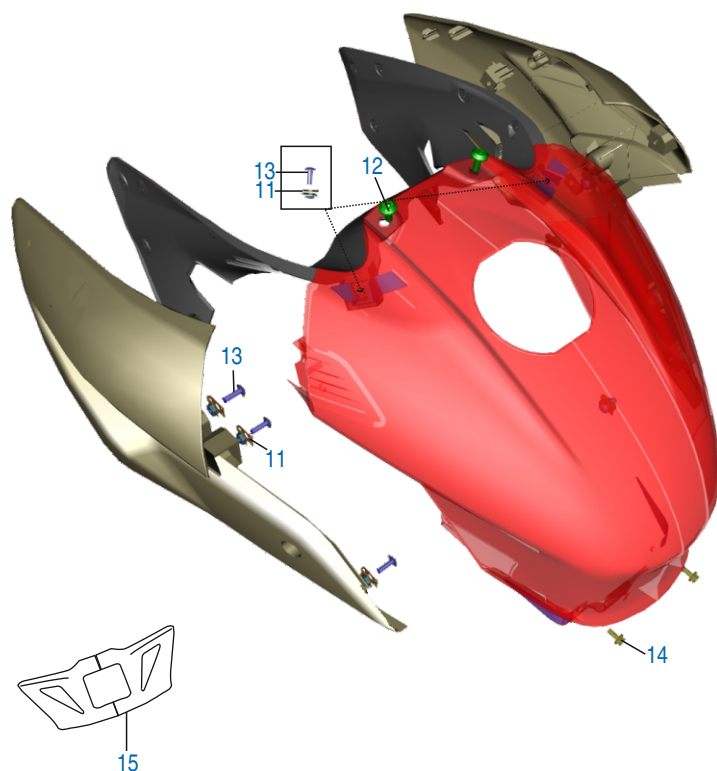


## Fittings - Petrol Tank Cover & Flap - Pulsar 150 NS



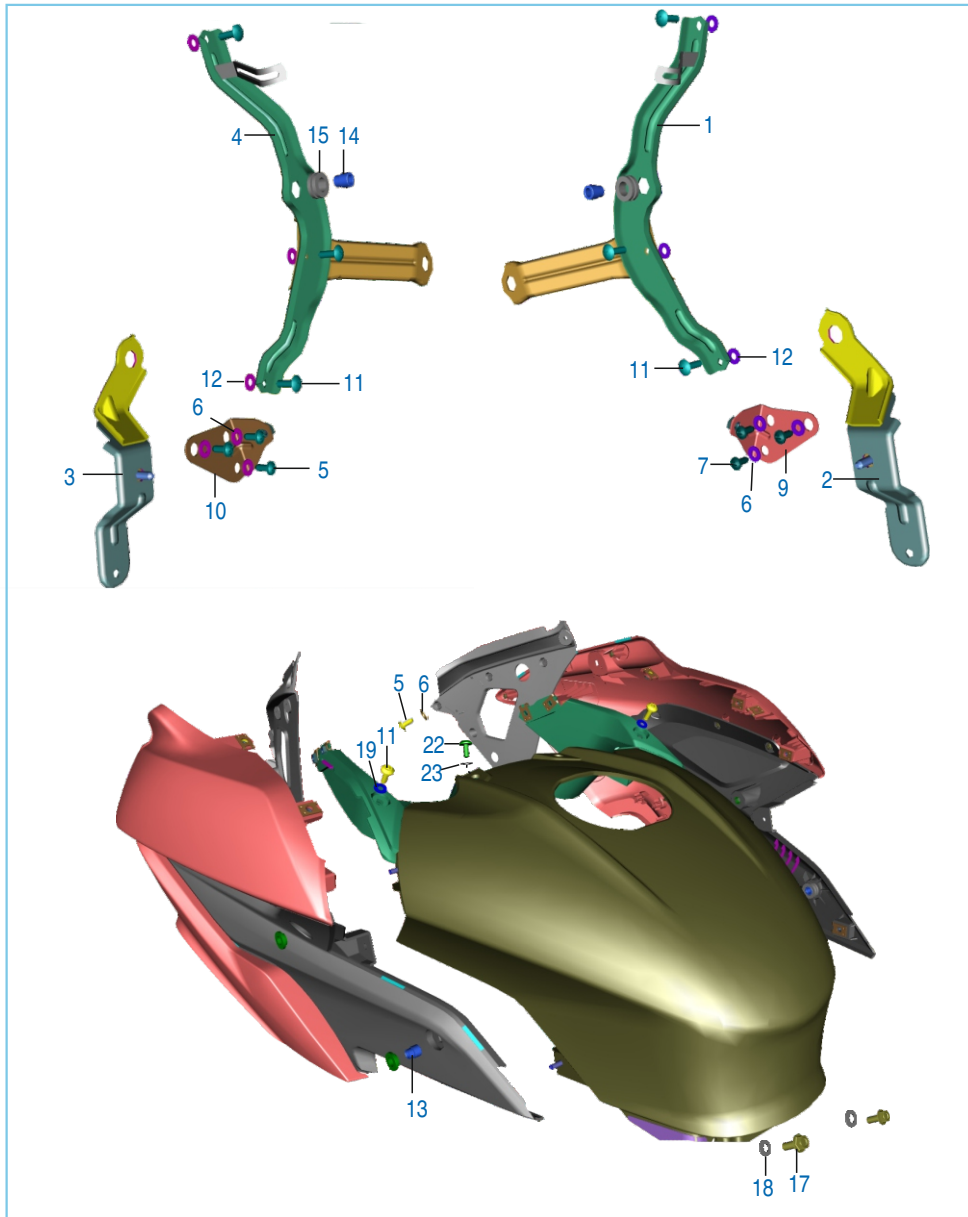
RH Mounting

LH Mounting



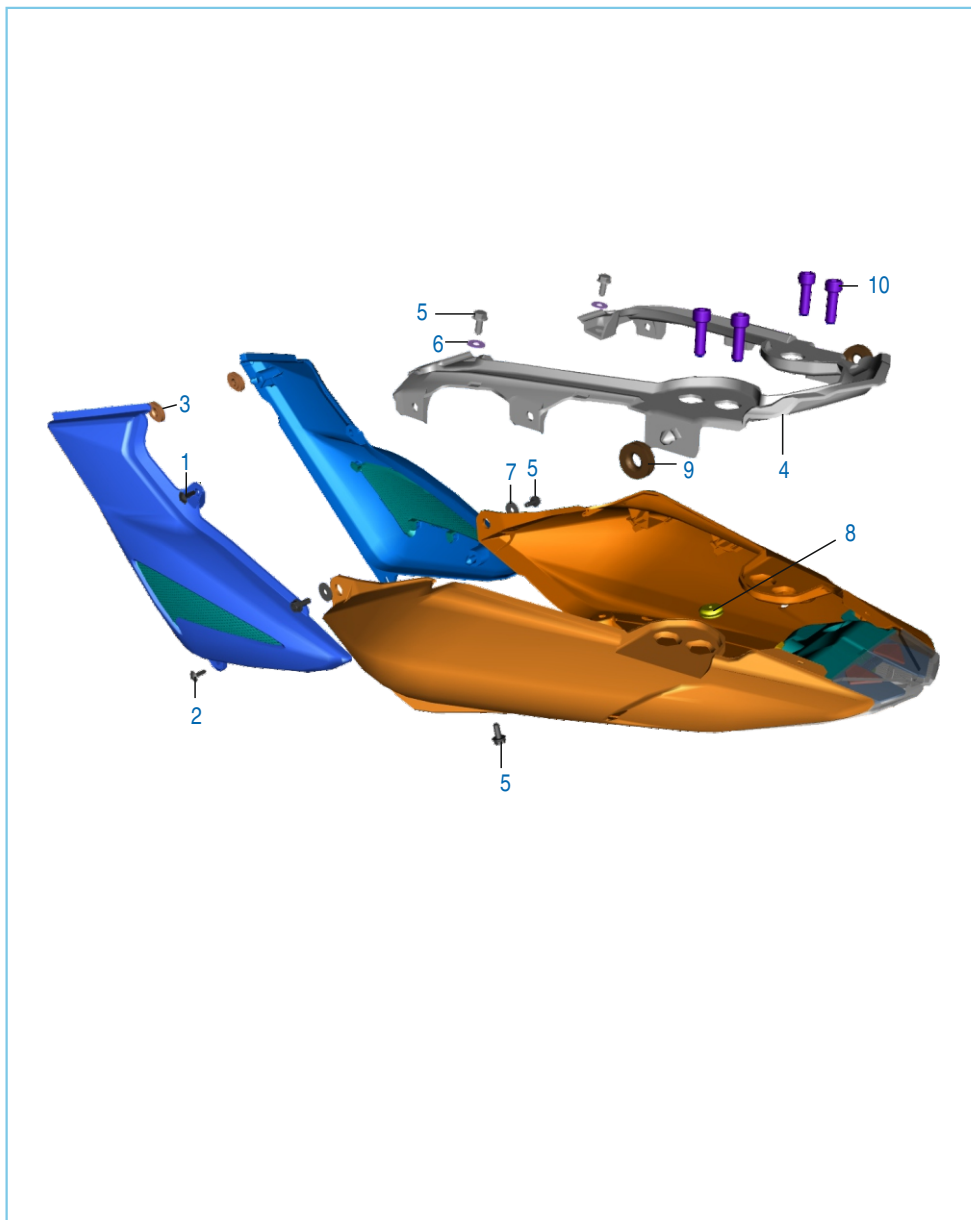
No.	Part No.	Description	Qty.		Remarks
			NS	AS	
1	JF 1710 04	Bracket Side Cover Mtg RH	1	—	
2	JF 1710 09	Bracket Side Cover Mtg LH	1	—	
3	JL 1710 57	Damper	4	—	
4	JL 1710 71	Tank Cover Mtg Sleeve	8	—	
5	JL 1710 24	Damper Structure Mtg	2	—	
6	JL 1710 70	Rubber Grommet	8	—	
7	LA C000 63	Bolt - Socket :- M6	2	—	
8	JL 1710 62	Cover Mesh Rh	1	—	
9	JL 1710 61	Cover Mesh LH	1	—	
10	KA DB05 16	Bolt Flanged	2	—	
11	DJ 1612 29	Clip Nut M5	16	—	
12	LA C000 22	Bolt Socket-Special Head	4	—	
13	KB UB05 16	Screw Truss	8	—	
14	KA DA05 12	Screw - Truss Cross : M5	2	—	
15	JL 1710 78	Pad Tank Cover	1	—	

## Fittings - Petrol Tank Cover & Flap - Pulsar AS 150



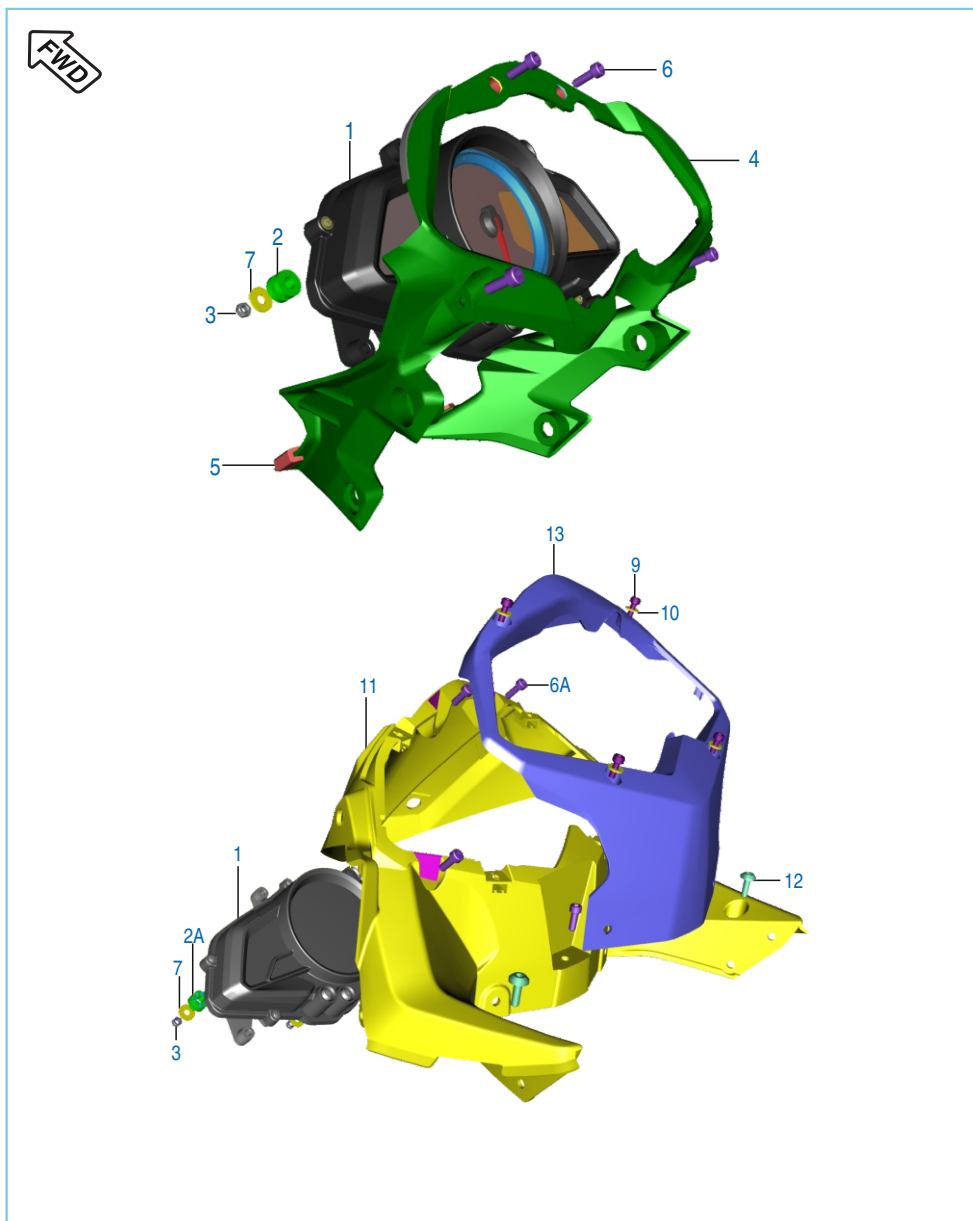
No.	Part No.	Description	Qty.		Remarks
			NS	AS	
1	JL 1814 49	Bracket Fairing Mounting LH	—	1	
2	JL 1814 47	Bracket Blinker Mounting LH	—	1	
3	JL 1814 48	Bracket Blinker Mounting RH	—	1	
4	JL 1814 50	Bracket Fairing Mounting RH	—	1	
5	39 1778 02	Screw	—	12	
6	KD AA04 08	Washer Plain	—	12	
7	LB R000 02	Screw Self Tapping	—	6	
8	KD BA05 12	Washer Plain	—	6	
9	JL 1814 56	Bracket Side Fairing Mtg LH	—	1	
10	JL 1814 57	Bracket Side Fairing Mtg RH	—	1	
11	LB U000 23	Screw Truss	—	9	
12	KD BA05 12	Washer Plain	—	3	
13	JL 1710 10	Tank Cover Grommet	—	2	
14	JL 1710 71	Tank Cover Mtg Sleeve	—	2	
15	JL 1710 24	Damper	—	4	N.I
16	KA DA06 30	Bolt Flanged	—	2	
17	KA DA05 12	Bolt Flanged	—	4	
18	KD BB05 12	Washer	—	2	
19	LA C000 63	Bolt Socket	—	2	
20	LA C000 34	Bolt M6	—	2	N.I
21	LD B000 23	Washer Plain	—	4	N.I
22	LA C000 22	Bolt Socket Head	—	2	
23	31 1610 78	Washer Nyloc	—	2	

## Fittings - Side Cover & Seat Cowl



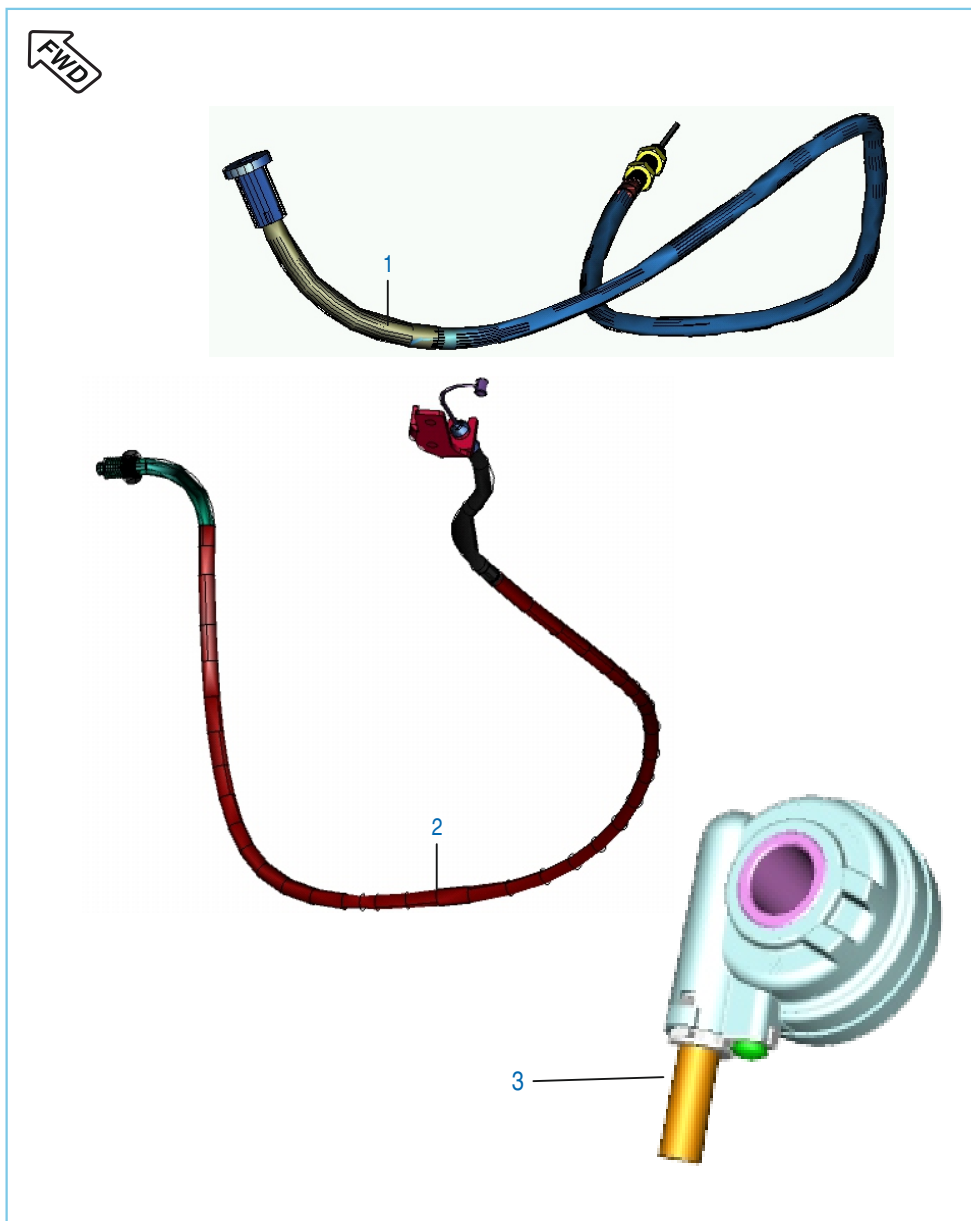
No.	Part No.	Description	Qty.		Remarks
			NS	AS	
1	JL 1812 88	Step Screw	2	2	
2	KB UA06 12	Screw Truss	2	2	
3	DS 1410 12	Grommet Side Cover	4	4	
4	JL 1812 14	Seal Cowl Inner	1	1	
5	KA DF06 14	Bolt Flanged	4	4	
6	LD B000 23	Washer Plain	2	2	
7	39 0722 11	Washer Plain	2	2	
8	DJ 2011 73	Grommet For Cable RR fender	2	2	
9	DH 1611 58	Grommet Side Cove Rear	2	2	
10	LA C000 35	Bolt Socket	4	4	

## Meter Assembly



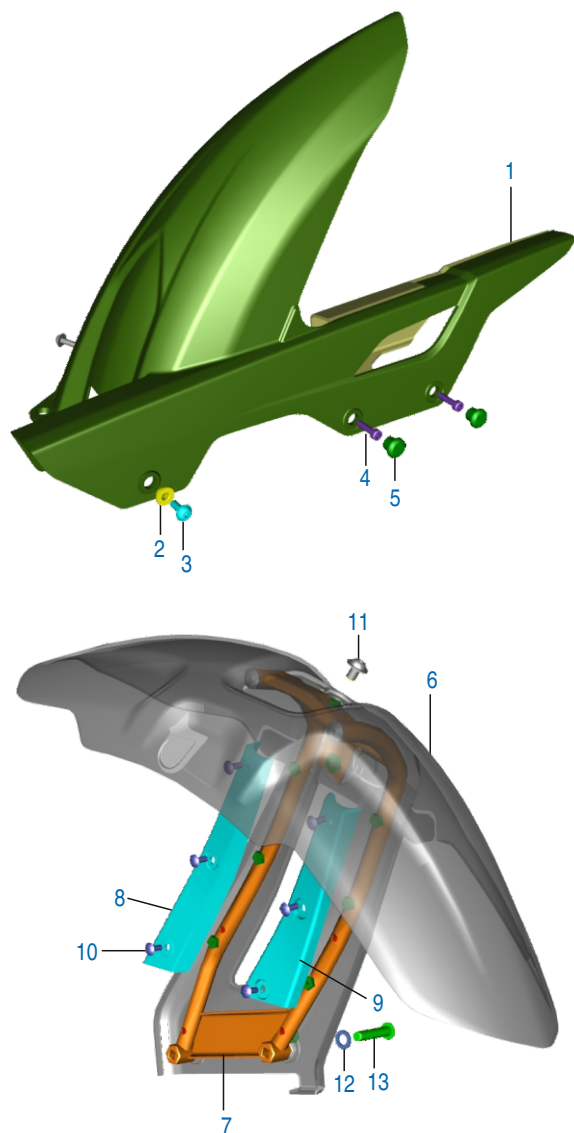
No.	Part No.	Description	Qty.		Remarks
			NS	AS	
1	JF 4024 00	Speedometer Assembly	1	1	
2	JG 1812 38	Grommet Dashboard	3	—	
2A	JL 1813 04	Grommet	—	3	
3	KC AA05 04	Nut - Hexagon :- M5 X 0.8	3	3	
4	JL 1812 41	Assembly Speedo Flap	1	—	
5	JB 1812 23	Beading Speedo Flap	2	2	
6	KA CB05 14	Bolt-Socket-Kac St-B Dia-05 L-14	4	—	
6A	LA C000 54	Bolt-Socket	—	4	
7	LD B000 07	Washer Plain	3	3	
8	JL 4024 03	Speedometer Harness	1	1	N.I
9	DT 1810 10	Bolt Socket	—	2	
10	KD Aa05 10	Washer Plain	—	4	
11	JL 1814 37	Speedo Flap	—	1	
12	JG 1812 59	Rivet Snap	—	4	
13	JL 1814 37	Canopy Speedo Flap	—	1	
14	YD T020 04	Speedo cover with Sealing Ring	—	1	

## Control Cables



No.	Part No.	Description	Qty.		Remarks
			NS	AS	
1	JF 1612 02	Cable Throttle	1	–	
	JF 1612 06	Cable Throttle	–	1	
2	JF 1612 01	Cable Clutch	1	1	
3	DH 2010 79	Speed Sensor Cable With Case	1	–	N.I
	DH 2010 80	Speed Sensor Cable	1	–	N.I
	JF 4024 05	Speed Sensor Cable With Case	–	1	N.I
	JF 4024 04	Speed Sensor Cable	1	–	N.I

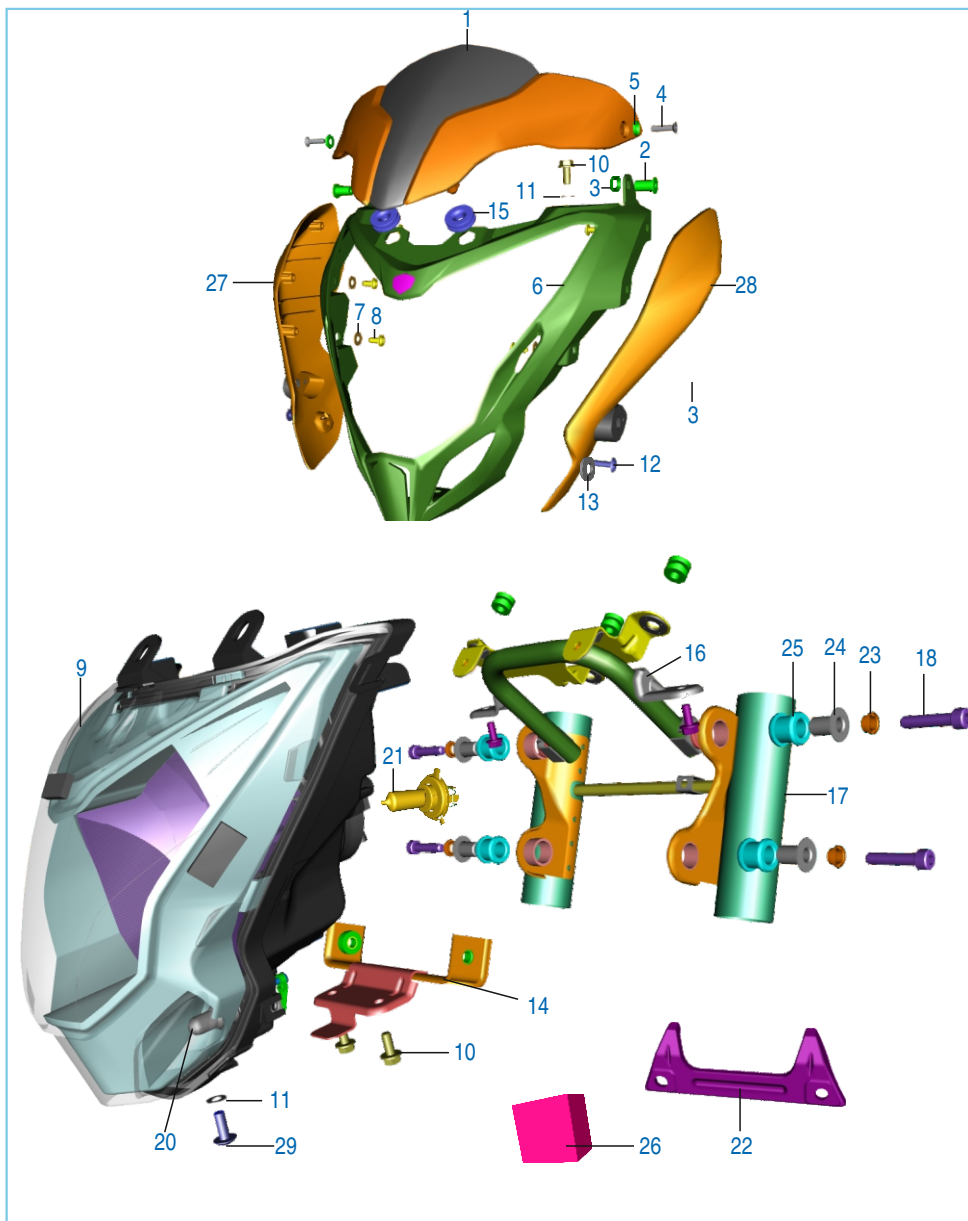
## Chain Case



No.	Part No.	Description	Qty.		Remarks
			NS	AS	
1	JF 1812 11	Cover Assly Chain	1	1	
2	JL 1812 97	Collar	7	7	
3	LA C000 54	Bolt	7	7	
4	KA CB06 22	Bolt Socket	2	2	
5	JL 2312 09	Plug Saree Guard	2	2	
6	JF 1814 09	Hugger Rear	1	—	
7	JF 1810 05	Tube Rear Hugger Mtg	1	—	
8	JL 1814 07	Cover 1- Hugger Rear	1	—	
9	JL 1814 08	Cover 2- Hugger Rear	1	—	
10	KB UB04 10	Screw	6	—	
11	LA C000 37	Bolt Soc-special Head	3	—	
12	39 0265 12	Spring Washer	2	—	
13	LA C000 36	Bolt Special Socket	2	—	



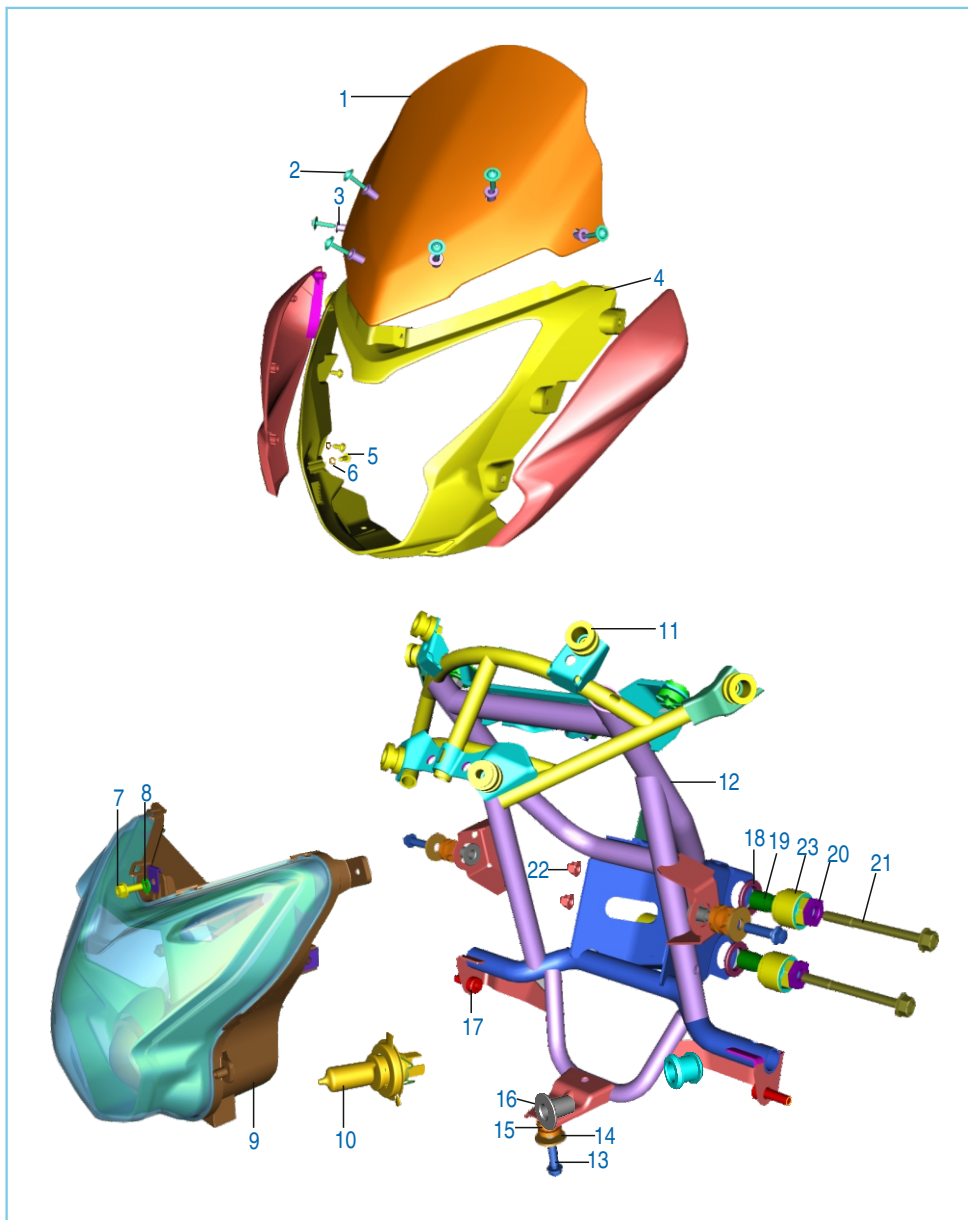
## Head Lamp & Fairing - Pulsar 150 NS



No.	Part No.	Description	Qty.		Remarks
			NS	AS	
1	JL 1810 08	Windshield Assembly	1	-	
2	JG 1812 36	Well Nut - M5 X 16 L	2	-	
3	JG 1812 35	Washer Special	2	-	
4	LB S000 02	Screw M5X20Lx4.8	2	-	
5	JL 1812 47	Grommet Wind Screen Mounting	2	-	
6	JL 1812 03	Fairing	1	-	
7	KD BA05 12	Washer Plain Small	6	-	
8	LB R000 02	Self Tapping Screw - Dia 5	6	-	
9	JL 4010 12	Head Lamp Assy	1	-	
10	KA DE06 14	Bolt - Flanged	2	-	
11	KA DE06 11	Washer - Plain	3	-	
12	KB UA05 16	Screw - Truss - M5 X 16L, 4.8	2	-	
13	39 2141 24	Washer	2	-	
14	JL 1812 36	Bracket Lower Mtg	1	-	
15	JL 1812 49	Damper Head Lamp	1	-	
16	JL 1812 37	Bracket Upper Mtg	1	-	
17	JL 1812 35	Lamp Shade assly.	1	-	
18	KA CH08 35	Bolt Pivot Mass Carrier	4	-	
19	36 JL00 17	Kit Wind Shield Mtg	1	-	
20	DH 1910 37	Bulb Pilot 12V 3W	2	-	
21	EC 4010 30	Head Lamp Bulb 60/55W (H4)	1	-	
22	JL 1812 83	Bracket Wind Shield	1	-	
23	JL 1812 57	collar Fairing	4	-	
24	PA 1812 93	Collar Fairing Mtg.	4	-	
25	PA 1812 92	Grommet Fairing Mtg.	4	-	
26	JL 1812 63	Foam Strip	1	-	
27	JL 1812 34	Side Mask RH	1	-	
28	JL 1812 33	Side Mask LH	1	-	
29	KB Ua06 16	Screw Truss	1	-	

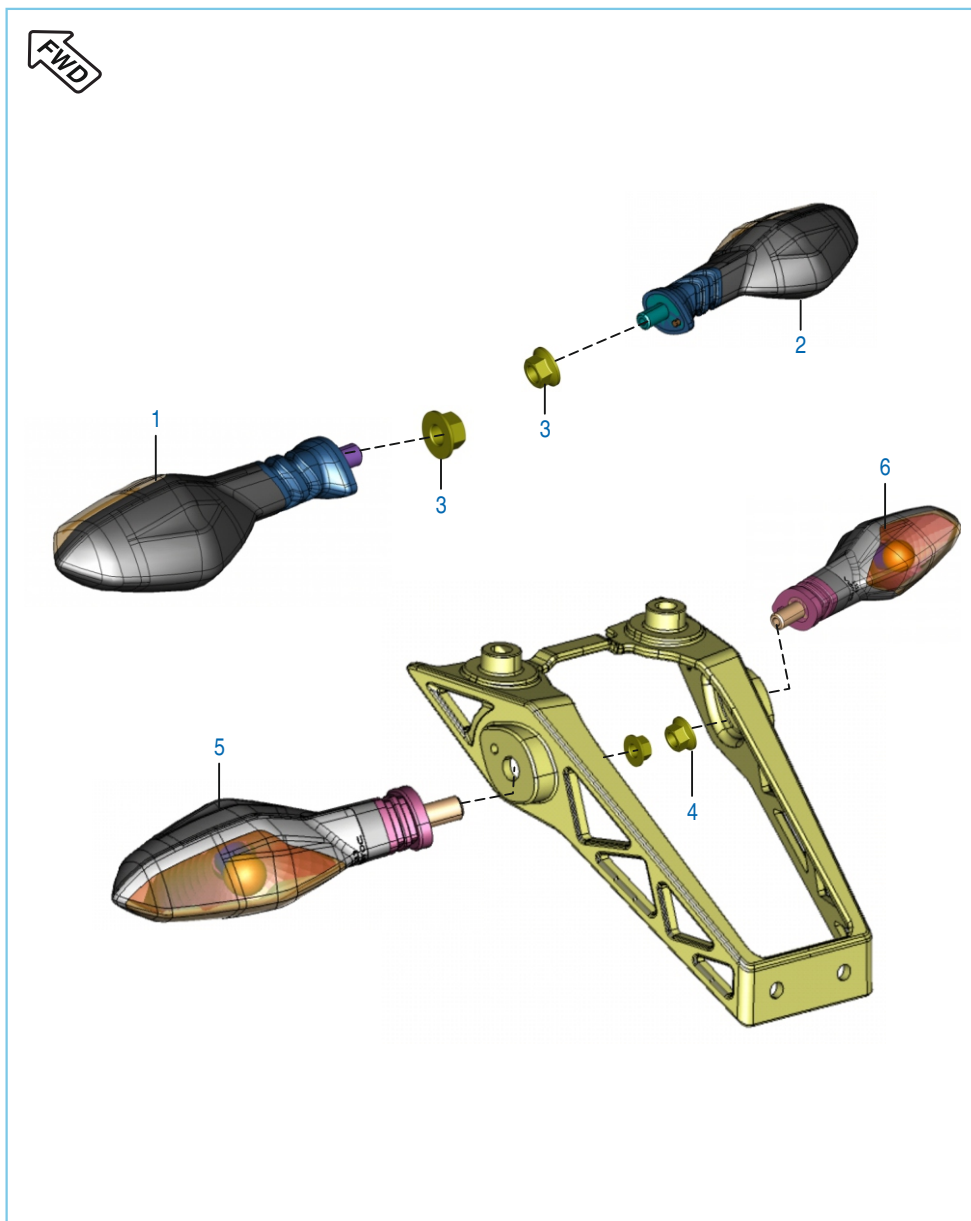


## Head Lamp & Fairing - Pulsar 150 AS



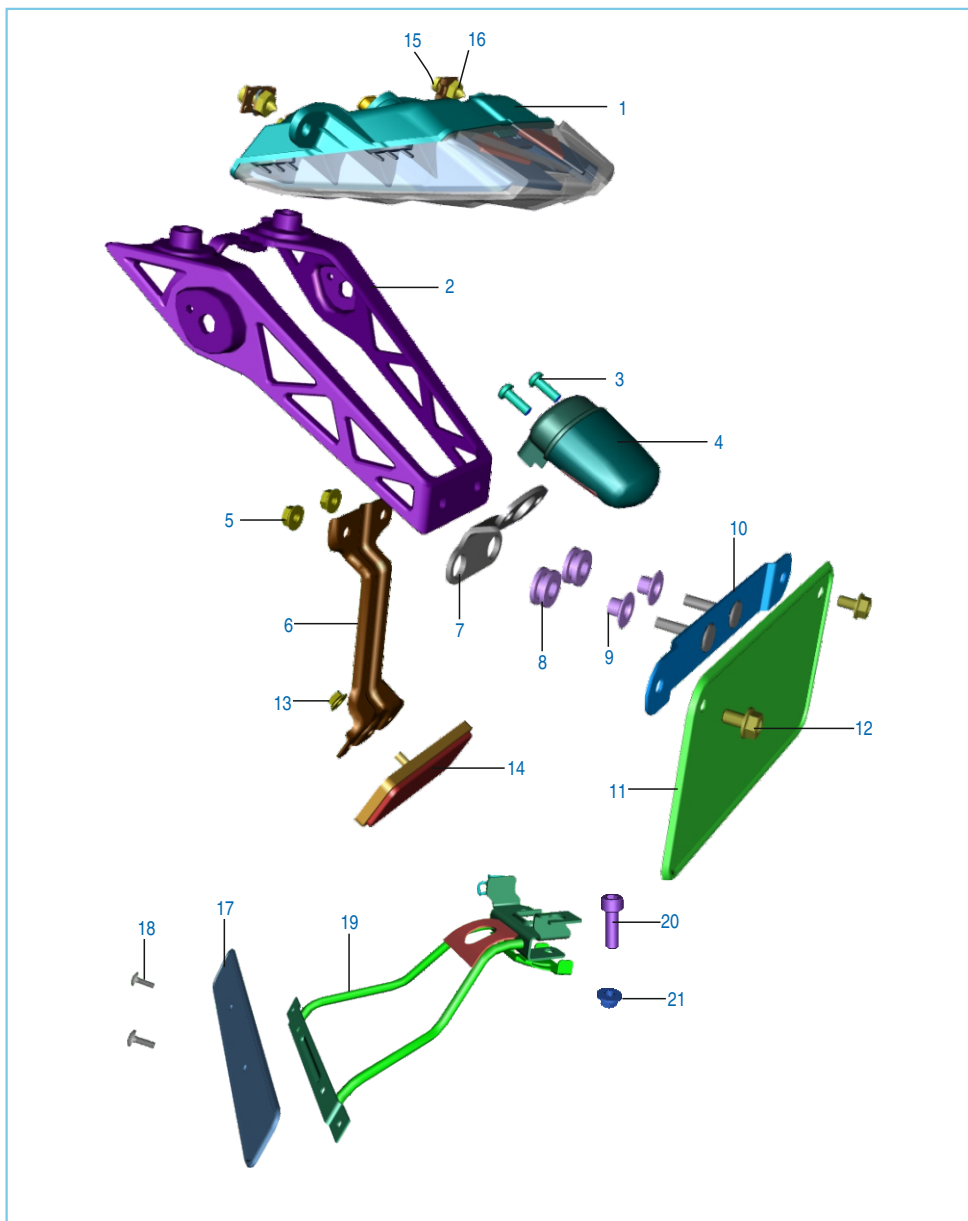
No.	Part No.	Description	Qty.		Remarks
			NS	AS	
1	JL 1814 26	Wind Shield	—	1	
2	LB U000 30	Screw Truss	—	7	
3	JL 1814 53	Collar Wind Shield	—	7	
4	JL 1814 17	Mask	—	1	
5	LB R000 02	Self Tapping Screw	—	10	
6	KD BA05 12	Washer Plain	—	10	
7	KA DC06 16	Bolt Flanged	—	1	
8	KD Ba06 13	Washer Plain	—	1	
9	JL 4010 17	Headlamp Assly	—	1	
9A	YJ L060 04	Headlamp Assly w/o Bulb	—	1	
10	EC 4010 30	Headlamp Bulb 60/55 W	—	1	
11	JL 1812 45	Grommet	—	6	
12	JL 1814 16	Fairing Structure	—	1	
13	KA EG06 20	Bolt Flange	—	3	
14	39 0211 11	Washer Plain	—	3	
15	DJ 1810 64	Grommet Fairing Mtg	—	3	
16	DJ 1810 29	Collar Fairing Mtg	—	3	
17	JD 1718 01	Socket Head Bolt	—	2	
18	DT 1813 13	Guide Bush Fairing Structure Mtg	—	2	
19	DT 1813 11	Spacer Fairing Structure Mtg	—	4	
20	DT 1813 10	Hex Thrust Washer	—	4	
21	LA D001 20	Bolt Flanged	—	2	
22	39 2535 15	Nut Dome Cap	—	2	
23	DT 1813 12	Collar Fairing Structure Mtg	—	4	
24	YJ L060 03	Head Lamp Harness	—	1	N.I
25	YJ L060 02	LH Position Lamp	—	1	N.I
26	YJ L060 01	RH Position Lamp	—	1	N.I

## Indicator Light Assembly



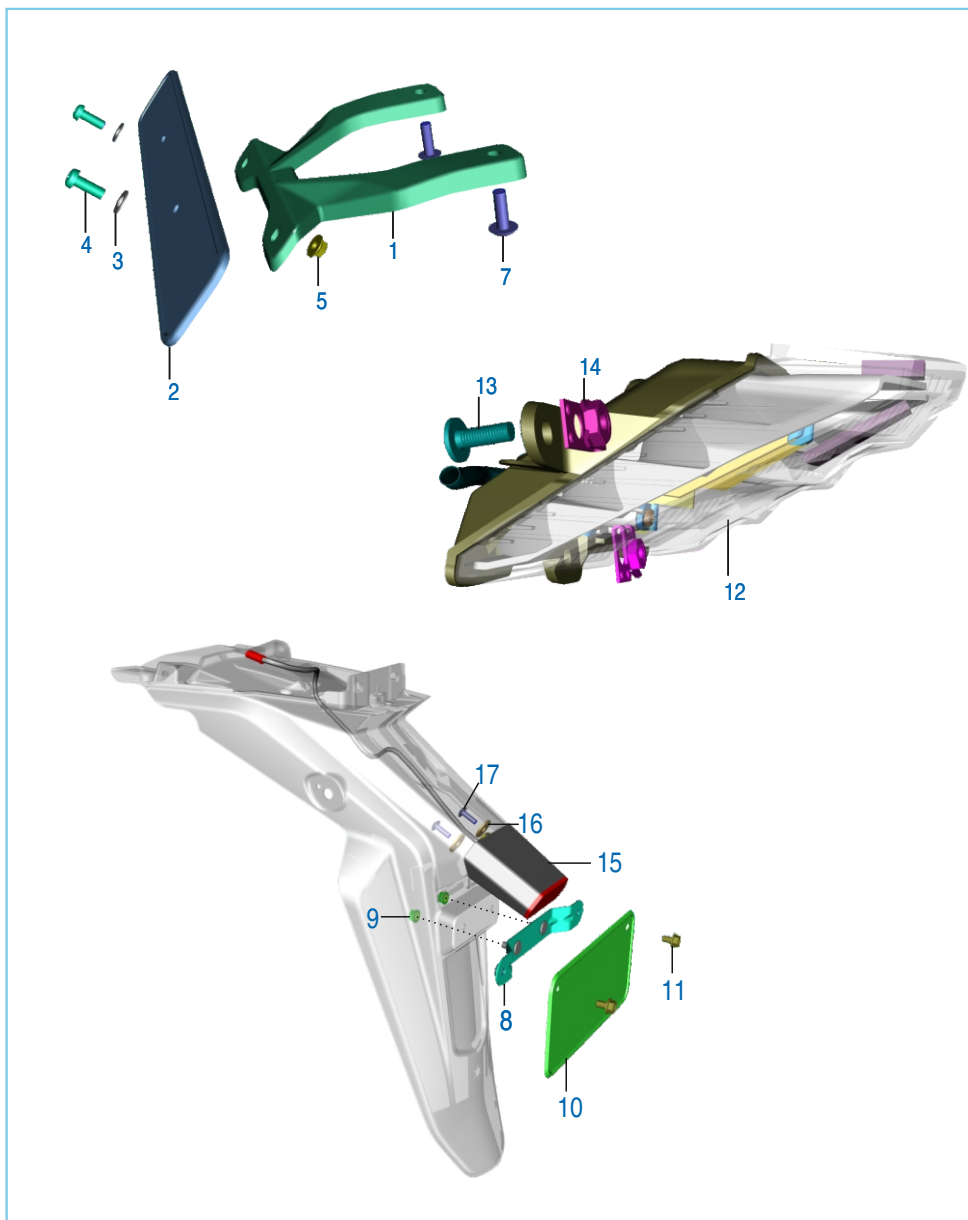
No.	Part No.	Description	Qty.		Remarks
			NS	AS	
1	JL 4010 06	Indicator Assy Front RH	1	1	
2	JL 4010 05	Indicator Assy Front LH	1	1	
3	39 1225 15	Nut-Hexagon with Flange:M10	2	2	
4	KC GD10 10	Nut	2	2	
5	JL 4010 03	Indicator Assy Rear LH	1	1	
6	JL 4010 04	Indicator Assy Rear RH	1	1	

## Tail Lamp Assly / Front Number Plate - 150 NS



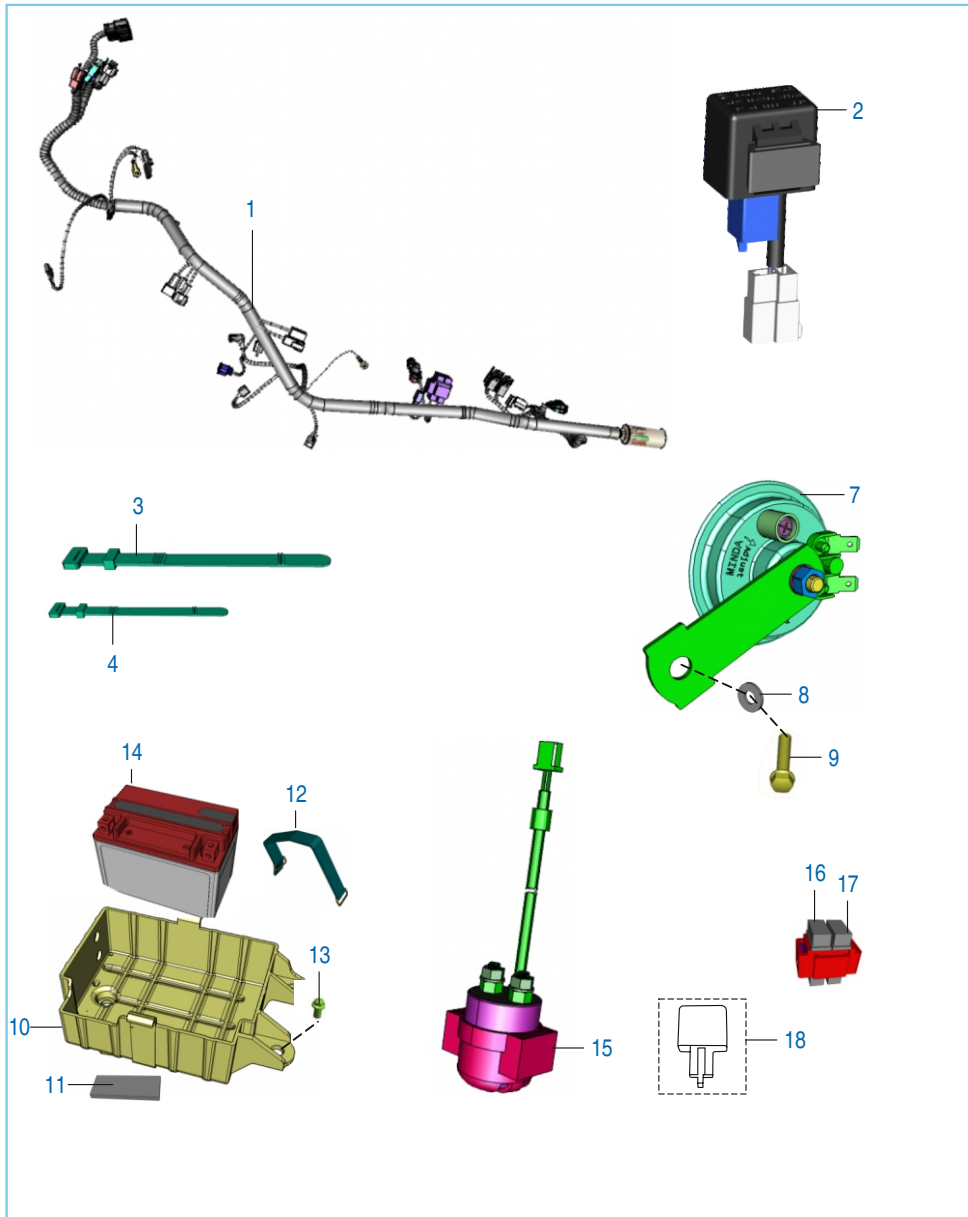
No.	Part No.	Description	Qty.		Remarks
			NS	AS	
1	JL 4010 02	Lamp Tail Assly	1	—	
2	56 JL02 3G	Bracket Rear Blinker Mtg	1	—	
3	KB BA05 14	Screw Pan Cross	2	—	
4	JD 4010 07	Rear Number Plate Lamp	1	—	
5	KC GD06 06	Nut Hex Flanged	2	—	
6	JL 1138 03	Bracket Reflector	1	—	
7	JL 1138 10	Bracket Number Plate Illumination	1	—	
8	JL 1138 10	Grommet Illumination Bracket	2	—	
9	JL 11 3812	Sleeve	2	—	
10	JL 2328 08	Bracket RR Number Plate Mtg.	1	—	
11	DP 1611 45	Number Plate	1	—	
12	KA DD06 10	Bolt Flanged	2	—	
13	KC GD05 05	Nut Hex Flanged	1	—	
14	DD 2010 02	Reflector	1	—	
15	39 1907 01	Screw Truss Cross	3	—	
16	DJ 1612 29	Nut Clip	3	—	
17	JU 2328 00	Front Number Plate	1	—	
18	LB U000 09	Screw Mushroom Head	2	—	
19	JL 2328 05	Bracket Number Plate	1	—	
20	39 1769 04	Bolt Socket	2	—	
21	LC A000 08	Nut	2	—	

## Tail Lamp Assly / Front Number Plate - AS 150




No.	Part No.	Description	Qty.		Remarks
			NS	AS	
1	JL 2328 10	Bracket No Plate Front	—	1	
2	JU 2328 00	No. Plate Front	—	1	
3	39 2141 24	Washer None Metallic	—	2	
4	KB Ba05 14	Screw Pan Cross	—	2	
5	KC Ga05 05	Nut Hex	—	2	
6	JY 1812 84	Washer Nylon	—	2	
7	KB Uc06 25	Screw Truss	—	1	
8	JL 2328 11	Bracket No. Plate Mtg.	—	1	
9	LC G000 08	Nut Flanged	—	2	
10	DP 1611 45	Nut Flanged Rear	—	1	
11	KA Dd06 10	Bolt Flanged	—	2	
12	JL 4010 02	Tail Lamp	—	1	
13	39 1907 01	Screw	—	3	
14	DJ 1612 29	Clip Nut	—	3	
15	JF 4010 16	Lamp Rear Number Plate	—	1	
16	39 0211 11	Washer Plain	—	2	
17	KB Ua05 16	Screw Thrus	—	2	

## Electrical Equipments



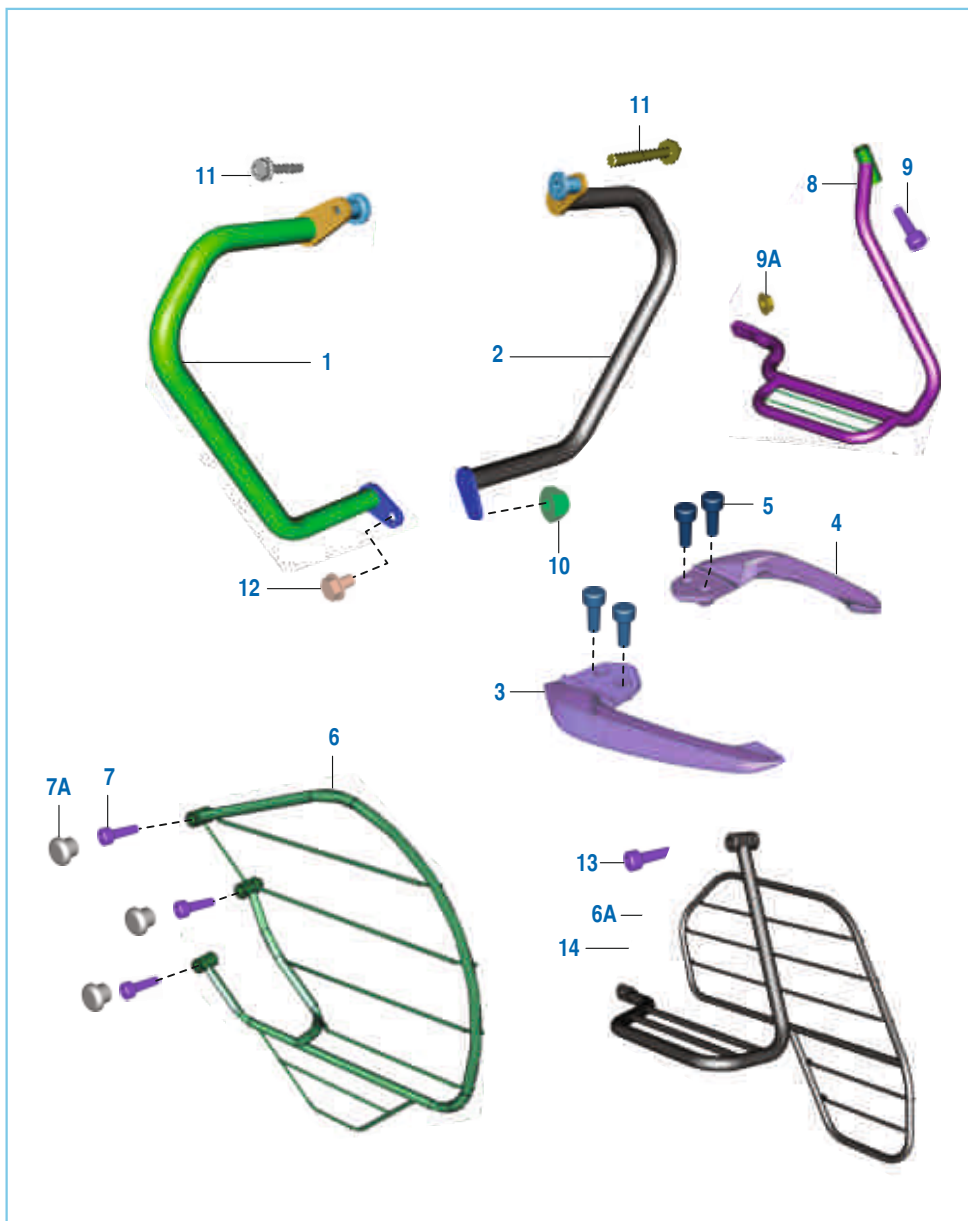
No.	Part No.	Description	Qty.		Remarks
			NS	AS	
1	JF 4022 03	Harness Wiring	1	—	
	JF 4022 09	Harness Wiring	—	1	
2	DT 4020 06	Light Control Module	1	1	
3	30 1910 48	Band	5	5	
4	30 2010 64	Band	3	3	
5	JF 4022 01	Cable Assy Relay To Motor	1	1	N.I.
6	JF 4022 01	Cable Earth	1	1	N.I.
7	PA 4016 00	Horn	1	1	
8	39 1507 11	Washer - Plain	1	1	
9	39 2205 04	Hex Head Bolt - Flanged M8	1	1	
10	JF 1812 53	Battery Case	1	1	
11	JG 4018 08	Foam Bottom Battery 6 & 8Ah	12	12	
12	JF 4018 02	Battery Band	1	1	
13	KA EM06 14	Bolt - Flanged	4	4	
	JL 1812 64	Sleeve	4	4	
14	JF 4018 03	Vrla Battery W/o acid Bottle	1	1	
15	JN 3516 04	Starter Relay- With Grommet	1	1	
16	JL 4022 07	Fuse Box Assly With Fuse	1	1	
17	AP 2010 25	Fuse 15A	2	2	
18	DS 2010 25	Flasher D.C (Solid State)	1	1	
19	PA 4022 04	Band ( length 110 mm )	2	2	N.I

Tool Kit



No.	Part No.	Description	Qty.		Remarks
			NS	AS	
1	DJ 2210 19	Tool Kit	1	1	
2	DK 2210 24	Band Tool Kit	2	2	

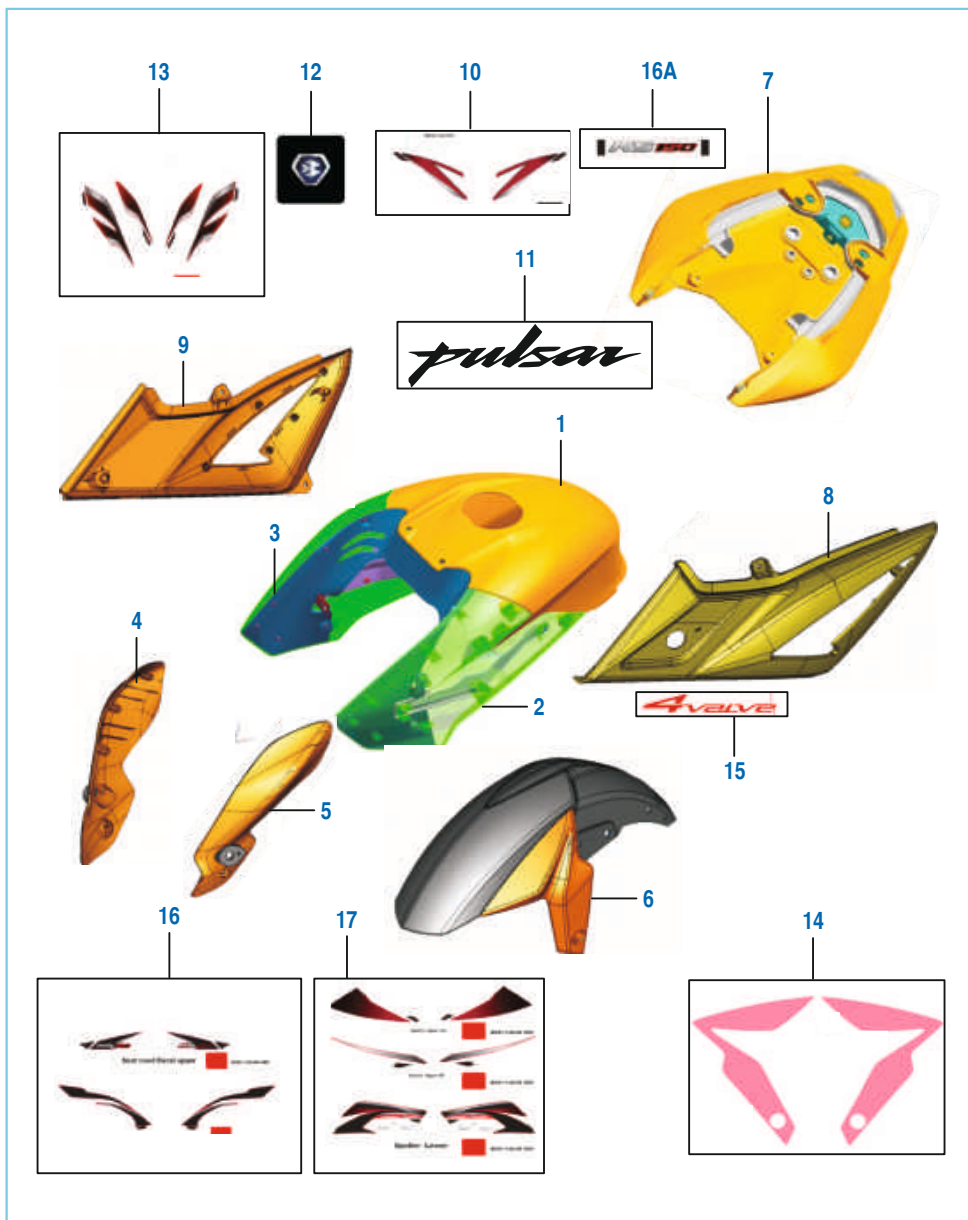
## Accessories / Grab Handle



No.	Part No.	Description	Qty.		Remarks
			NS	AS	
1	JF 2312 01	Guard Leg LH	1	1	
2	JF 2312 02	Guard Leg Guard Rh	1	1	
3	JL 2314 04	Grab Handle Assy Lh	1	1	
4	JL 2314 05	Grab Handle Assy Rh	1	1	
5	LA C000 35	Bolt Socket M8 X 1.25	4	4	
6	JL 2312 02	Guard Saree	1	—	
6A	JF 2312 03	Guard Saree	—	1	
7	KA CB06 22	Bolt Socket L-22	3	—	
7A	JL 2312 09	Plug	3	—	
8	JL 2312 04	Ladies Foot Rest	1	—	
9	KA Cb08 30	Bolt	1	—	
9A	39 1225 15	Nut	1	—	
10	39 1970 15	Hex Nut	1	1	
11	39 1062 04	Bolt Socket	2	2	
12	KA Df08 85	Bolt Flanged	1	1	
13	KA CA08 50	Bolt	—	1	
14	39 1055 15	Nut	—	1	

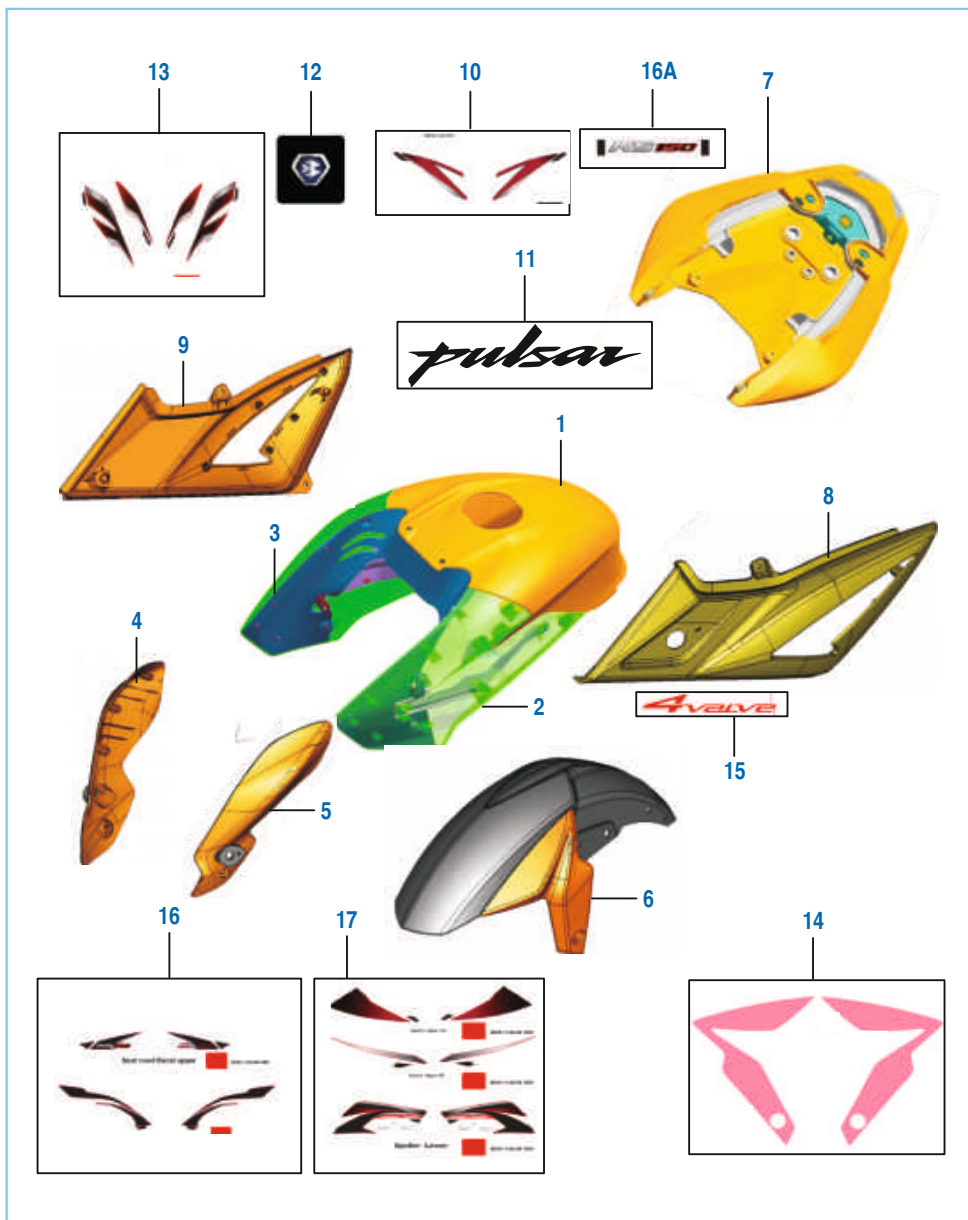


## Painted Parts and Decals



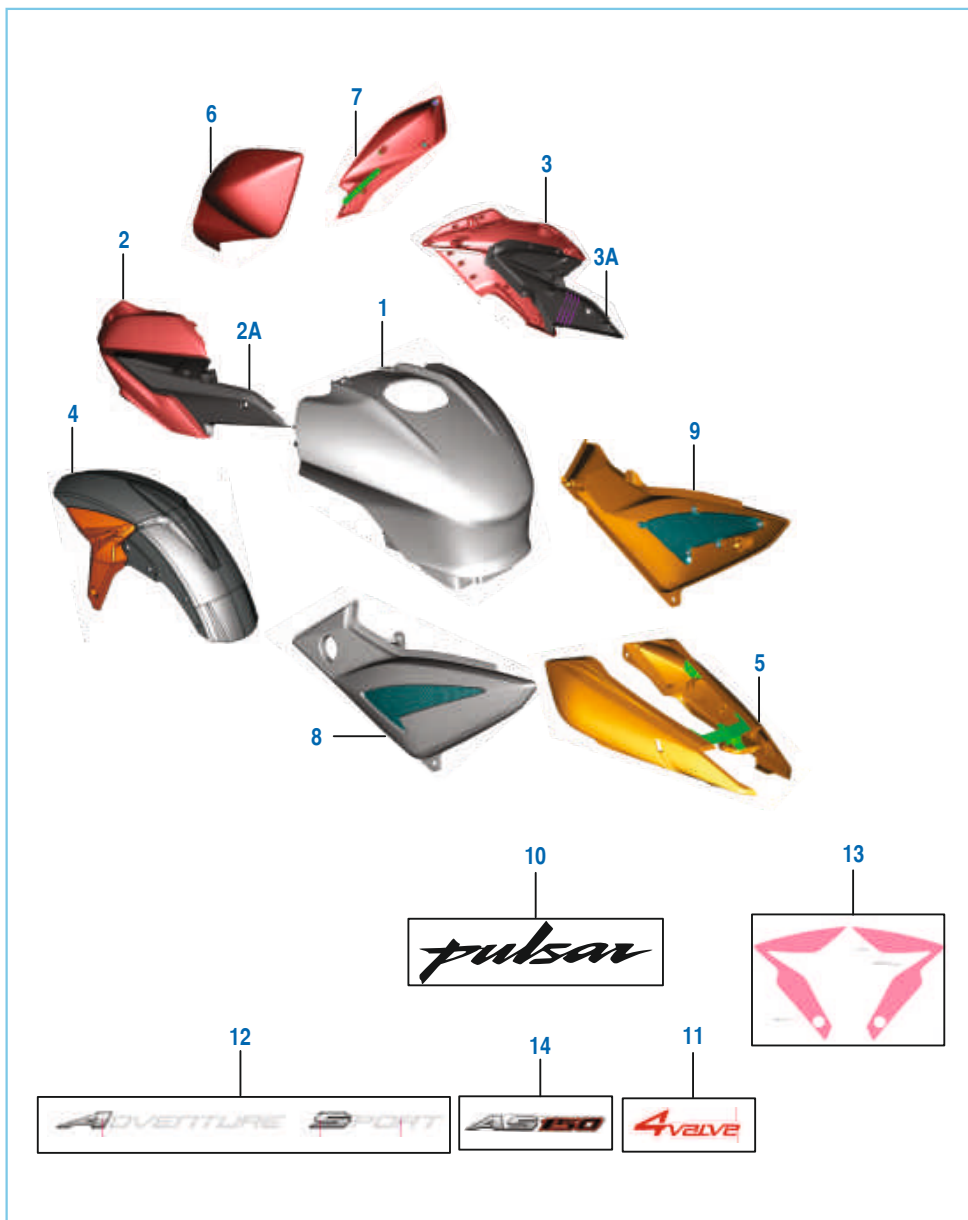
No.	Part No.	Description	Qty.		Remarks
			NS	AS	
1	JL 7401 5P	Tank Cover Top Blue	1	—	
	JL 7401 5N	Tank Cover Top Black	1	—	
	JL 7401 5M	Tank Cover Top Red	1	—	
	JL 7401 X3	Tank Cover Top Eb Black	1	—	
2	52 Jf00 73	Tank Cover Side LH P Red	1	—	
	52 Jf00 72	Tank Cover Side LH S Blue	1	—	
	52 Jf00 74	Tank Cover Side LH E Black	1	—	
	52 Jf00 75	Tank Cover Side LH M White	1	—	
3	52 Jf00 77	Tank Cover Side RH P Red	1	—	
	52 Jf00 76	Tank Cover Side RH S Blue	1	—	
	52 Jf00 78	Tank Cover Side RH E Black	1	—	
	52 Jf00 79	Tank Cover Side RH M White	1	—	
4	52 JI01 92	Side Msk LH E Black	1	—	
	52 JI01 94	Side Msk LH P Red	1	—	
	52 JI01 96	Side Msk LH S Blue	1	—	
	52 JI01 98	Side Msk LH M White	1	—	
5	52 JI01 91	Side Msk RH E Black	1	—	
	52 JI01 93	Side Msk RH P Red	1	—	
	52 JI01 95	Side Msk RH S Blue	1	—	
	52 JI01 97	Side Msk RH M White	1	—	
6	52 Jf00 84	Front Fender Blue	1	—	
	52 Jf00 86	Front Fender Black	1	—	
	52 Jf00 85	Front Fender Red	1	—	
	52 Jf00 87	Front Fender M White	1	—	

## Painted Parts and Decals



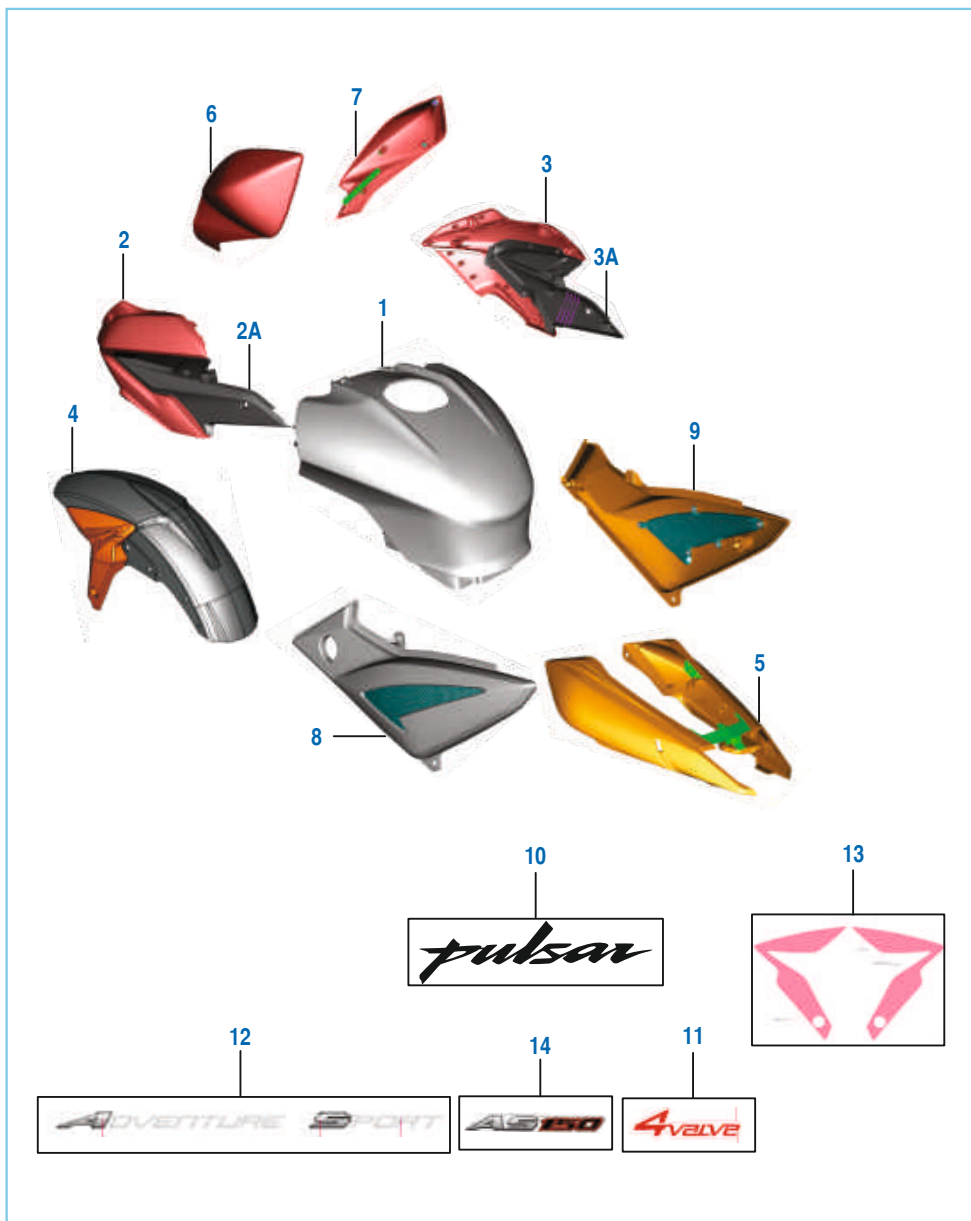
No.	Part No.	Description	Qty.		Remarks
			NS	AS	
7	52 JF00 80	Seat Cowl - Blue	1	—	
	52 JF00 82	Seat Cowl - Black	1	—	
	52 JF00 81	Seat Cowl - Red	1	—	
	52 JF00 83	Seat Cowl - M White	1	—	
8	52 JI00 54	Cover Side LH Assly	1	—	
9	52 JI00 55	Cover Side RH Assly	1	—	
10	36 JI00 53	Kit Dcl Tank Lower P Red	1	—	
	36 JI00 52	Kit Dcl Tank Lower S Blue	1	—	
	36 JI00 68	Kit Dcl Tank Lower M White	1	—	
11	JL 2330 03	3D Decal Tank LH	2	—	
12	JL 2330 02	'B' logo	1	—	
13	36 JI00 49	Kit Dcl Fairing P Red	1	—	
	36 JI00 48	Kit Dcl Fairing S Blue	1	—	
	36 JI00 63	Kit Dcl Fairing M White	1	—	
14	36 Jf00 12	Kit Dcl Fender P Red	1	—	
	36 Jf00 11	Kit Dcl Fender S Blue	1	—	
	36 Jf00 13	Kit Dcl Fender E Black	1	—	
	36 Jf00 14	Kit Dcl Fender M White	1	—	
15	JL 2330 05	Decal Side Cover 4 Valve	2	—	
16	36 Jf00 08	Kit Dcl S Cowl P Red	1	—	
	36 Jf00 10	Kit Dcl S Cowl S Blue	1	—	
	36 Jf00 09	Kit Dcl S Cowl M White	1	—	
16A	JF 2330 18	Dcl S Cowl E Black	1	—	
17	36 JI00 54	Kit Dcl Spoiler P Red	1	—	
	36 JI00 55	Kit Dcl Spoiler S Blue	1	—	
	36 JI00 67	Kit Dcl Spoiler M White	1	—	

## Painted Parts and Decals - Pulsar AS 150



No.	Part No.	Description	Qty.		Remarks
			NS	AS	
1	56 JL22 4X	Tank Cover Top P Red	—	1	
	56 JL22 5N	Tank Cover Top S Blue	—	1	
	56 JL22 X3	Tank Cover Top E Black	—	1	
2	52 JI03 52	Side Fairing Front LH Red	—	1	
	52 JI03 53	Side Fairing Front LH Blue	—	1	
	52 JI03 54	Side Fairing Front LH Black	—	1	
	2A 56 JL66 4X	Side Fairing Rear RH Black	—	1	
3	52 JI03 49	Side Fairing Front RH Red	—	1	
	52 JI03 50	Side Fairing Front RH Blue	—	1	
	52 JI03 51	Side Fairing Front RH Black	—	1	
	3A 56 JL67 4X	Side Fairing Rear LH Black	—	1	
4	52 Jf00 69	Fender with P Red Dcl	—	1	
	52 Jf00 70	Fender with S Blue Dcl	—	1	
	52 Jf00 71	Fender with Black Dcl	—	1	
5	52 Jf00 66	Seat Cowl P Red	—	1	
	52 Jf00 67	Seat Cowl Blue	—	1	
	52 Jf00 68	Seat Cowl Black	—	1	
6	56 JI14 4R	Side Mask LH P Red	—	1	
	56 JI14 5N	Side Mask LH S Blue	—	1	
	56 JI14 X3	Side Mask LH E Black	—	1	
7	56 JI15 4R	Side Mask RH P Red	—	1	
	56 JI15 5N	Side Mask RH S Blue	—	1	
	56 JI15 X3	Side Mask RH E Black	—	1	

## Painted Parts and Decals - Pulsar AS 150



No.	Part No.	Description	Qty.		Remarks
			NS	AS	
8	52 JI00 54	Cover Side LH Assly	—	1	
9	52 JI00 55	Cover Side RH Assly	—	1	
10	JL 2330 03	3D Decal Tank	—	2	
11	JL 2330 05	Decal Side Cover 4 Valve	—	2	
12	JL 2331 53	Decal Adventure	—	2	
13	36 Jf00 28	Kit Decal Fender P Red	—	1	
	36 Jf00 30	Kit Decal Fender S Blue	—	1	
	36 Jf00 13	Kit Decal Fender Black	—	1	
14	36 Jf00 09	Seat Cowl Decal	—	1	

## Kit List

Sr No	Kit Part No.	Kit Description	Consisting of Following Parts		
			Part No.	Description	Qty/Kit
	36JF0001	KIT ASSLY CYL HEAD	JE511024 39166005 JE511052 JB511018 39260801 39128321 39262921	HEAD CYLINDER MACHINED K11 STUD - M8 NOZZLE HEAD - K11 SLEEVE SPARK PLUG SCREW - GRUB :- M5 X 0.8 X 7 RING - O O-RING	1 2 1 1 1 1 1
	36JF0002	KIT ASSLY BLOCK-PISTON	JE521026 JE521210	CYLINDER BLOCK K11 ASSEMBLY PISTON K11	1 1
	36JF0003	KIT ASSLY MAGNETO	JE541237 JV541207 JL541223 JA541005	COVER MAGNETO K11 CAP TDC FINDER LABEL B-BAJAJ BUSH BENDIX	1 1 1 1
	36JF0004	KIT ASSLY CL COVER	JE541236 JE541232 JE541267	COVER CLUTCH SIDE K11 PLUG CLUTCH COVER K11 LABEL CLUTCH COVER K11	1 1 1
	36JF0005	KIT CHAIN GUIDE	JE541032 JE521021	CHAIN GUIDE SLACK SIDE K11 CHAIN GUIDE TIGHT SIDE K11	1 1
	36JF0006	KIT CHAIN SPROCKET	JF141000 JZ141005 JV551000	CHAIN O RING TYPE (K11) SPROCKET REAR-45 T SPROCKET OUTPUT (15T)	1 1 1
	36JF0031	KIT CYL COMP FORK-K11	JF151035 30181020 JZ121013 DM181008	SEAT PIPE PISTON RING CAP OIL LOCK REBOUND SPRING	1 1 1 1
	36JF0007	KIT BOSS KICK	JE621205 JZ621203 30101236 22150241 30101235 39085517	BOSS KICK LEVER K11 SPRING KICK LEVER BALL STEEL WASHER - PLAIN PIN E-TYPE CIRCLIP	1 1 1 1 1 1
	36JF0025	KIT VALVE REPAIR	JD511203 39201719 JE511216 JD511205 DG101029	SEAT VALVE SPRING SEAL VALVE STEM SPRING VALVE -K11 RETAINER VALVE SPRING COTTER VALVE	2 2 2 2 4
	36JF0026	KIT PISTON RING	JZ521204 JE521213 JZ521206	RING TOP PISTON DIA 56 RING 2ND K11 RING OIL PISTON DIA 56	1 1 1

## Kit List

Sr No	Kit Part No.	Kit Description	Consisting of Following Parts		
			Part No.	Description	Qty/Kit
	36JF0027	KIT ASSLY CRANKCASE LH K11	JE541022 59200036 39171519 39256220 JA541005 39219019 JZ541005	CRANKCASE MAGNETO SIDE K11 6203 HN3 C3 BALL BEARING OIL SEAL 22X35X7 NEEDLE ROLLER BRG. BUSH BENDIX OIL SEAL NOZZLE OIL JET	1 1 1 1 1 1 1
	36JF0029	KIT ASSLY CCASE RH K11	JE541021 59200036 39256220 PF541018 BA102004 JY541038	CRANKCASE CLUTCH SIDE K11 6203 HN3 C3 BALL BEARING NEEDLE ROLLER BRG. BUSHING DRUM BM150 4 SPD PLUG BUSH	1 1 1 1 1 1
	36JF0009	KIT S COWL DCL M WHITE	JF233021	SEAT COWL DECAL AS 150 LH/RH	2
	36JF0008	KIT S COWL DCL P RED	JF233000 JF233001 JF233002 JF233003	SEAT COWL LOWER DECAL LH SEAT COWL LOWER DECAL RH SEAT COWL UPPER DECAL LH SEAT COWL UPPER DECAL RH	1 1 1 1
	36JF0009	KIT S COWL DCL M WHITE	JF233006 JF233007 JF233008 JF233009	SEAT COWL LOWER DECAL LH SEAT COWL LOWER DECAL RH SEAT COWL UPPER DECAL LH SEAT COWL UPPER DECAL RH	1 1 1 1
	36JF0010	KIT S COWL DCL S BLUE	JF233012 JF233013 JF233014 JF233015	SEAT COWL DECAL LH SEAT COWL LOWER DECAL RH SEAT COWL DECAL UPPER LH SEAT COWL DECAL UPPER RH	1 1 1 1
	JF233018	KIT S COWL DCL E BLACK	JF233018	SEAT COWL DECAL UPPER	2
	36JF0011	KIT FENDER DCL S BLUE	JF233016 JF233017	FENDER DECAL LH FENDER DECAL RH	1 1
	36JF0012	KIT FENDER DCL P RED	JF233004 JF233005	FENDER DECAL LH FENDER DECAL RH	1 1
	36JF0013	KIT FENDER DCL E BLACK	JF233019 JF233020	FENDER DECAL LH FENDER DECAL RH	1 1
	36JF0014	KIT FENDER DCL M WHITE	JF233010 JF233011	FENDER DECAL LH FENDER DECAL RH	1 1
	36JF0028	KIT FENDER DCL P RED-K16B	JF233023 JF233024	FENDER DECAL LH FENDER DECAL RH	1 1
	36JF0030	KIT FENDER DCL S BLUE-K16B	JF233025 JF233026	FENDER DECAL LH FENDER DECAL RH	1 1



## Kit List

Sr No	Kit Part No.	Kit Description	Consisting of Following Parts		
			Part No.	Description	Qty/Kit
	36JL0026	KIT FAIRING DCL-BLACK	JL233000 JL233001	DECAL FAIRING LH DECAL FAIRING RH	1 1
	36JL0049	KIT DCL FAIRING-P RED	JL233077 JL233078 JL233079 JL233080	FAIRING UPPER DECAL LH FAIRING UPPER DECAL RH FAIRING LOWER DECAL LH FAIRING LOWER DECAL RH	1 1 1 1
	36JL0063	KIT DCL FAIRING-M WHITE	JL233093 JL233094 JL233095 JL233096	FAIRING UPPER DECAL LH FAIRING UPPER DECAL RH FAIRING LOWER DECAL LH FAIRING LOWER DECAL RH	1 1 1 1
	36JL0048	KIT DCL FAIRING-S BLUE	JL233109 JL233110 JL233111 JL233112	FAIRING UPPER DECAL LH FAIRING UPPER DECAL RH FAIRING LOWER DECAL LH FAIRING LOWER DECAL RH	1 1 1 1
	36JL0054	KIT DCL SPOILER-P RED	JL233083 JL233084 JL233085 JL233086	SPOILER UPPER DECAL LH SPOILER UPPER DECAL RH SPOILER LOWER DECAL LH SPOILER LOWER DECAL RH	1 1 1 1
	36JL0067	KIT DCL SPOILER-M WHITE	JL233099 JL233100 JL233101 JL233102	SPOILER UPPER DECAL LH SPOILER UPPER DECAL RH SPOILER LOWER DECAL LH SPOILER LOWER DECAL RH	1 1 1 1
	36JL0055	KIT DCL SPOILER-S BLUE	JL233115 JL233116 JL233117 JL233118	SPOILER UPPER DECAL LH SPOILER UPPER DECAL RH SPOILER LOWER DECAL LH SPOILER LOWER DECAL RH	1 1 1 1
	36JL0053	KIT DCL TANK LOWER-P RED	JL233081 JL233082	TANK LOWER DECAL LH TANK LOWER DECAL RH	1 1
	36JL0068	KIT DCL TANK LOWER-M WH.	JL233097 JL233098	TANK LOWER DECAL LH TANK LOWER DECAL RH	1 1
	36JL0052	KIT DCL TANK LOWER-S BLUE	JL233113 JL233114	TANK LOWER DECAL LH TANK LOWER DECAL RH	1 1
	36JF0021		DH 12 1067	NEEDLE JET PILOT JET MAIN JET JET HOLDER	1 1 1 1
	36JF0022		DH 12 1088 DH 12 1130	O-RING O-RING	1 1

## Kit List

Sr No	Kit Part No.	Kit Description	Consisting of Following Parts		
			Part No.	Description	Qty/Kit
			DH 12 1086 DH 12 1087	SPRING ADJUSTER WASHER	1 1 1
	36JF0023		DH 12 1051 DJ 12 1013 DH 12 1160 DH 12 1048 DH 12 1052 DH 12 1050 DH 12 1049 DH 12 1047 DH 12 1065	PISTON VALVE ASSEMBLY E-RING SPRING RING (SHIM) DIAPHRAGM WASHER SPRING (CO) PLATE RING(DIAPHRAGM HOLDING) SCREW JET NEEDLE	1 1 1 1 1 1 1 1 1 2 1
	DH121170		DH 12 1044 DH 12 1176	DIAPHRAGM COVER SCREW	1 2
	36JF0024		DD 12 1065 DH 12 1163 DH 12 1077	IDLE ADJUSTER ASSY WASHER SPRING PACKING	1 1 1 1

## Kit List

Sr No	Kit Part No.	Kit Description	Consisting of Following Parts		
			Part No.	Description	Qty/Kit

## Kit List

Sr No	Kit Part No.	Kit Description	Consisting of Following Parts		
			Part No.	Description	Qty/Kit





Page no.	Fig. no.	Old part no.	New part no.	Description	Updation date	Remarks
52	17	DG171015	JL122026	Shaft Swing Arm	18.08.15	Ref. Cir. IB - 173
52	18	JL111109	DT113848	Cap	18.08.15	Ref. Cir. IB - 173\
86	14	-----	YDT02004	Speedo Cover	19.10.15	Addition



# Amendment Sheet

Page no.	Fig. no.	Old part no.	New part no.	Description	Updation date	Remarks

## Parts Index

Part Number	Figure No.	Page No.	Part Number	Figure No.	Page No.
01100905	19	20	39072211	7	84
14151033	14	34	39073817	3	28
22150241	14	28	39078912	17	70
30101142	18	30	39080708	20	70
30101195	3	32	39080808	12	20
30151009	16	68	39080808	14	70
30151033	3	62	39098717	4	16
30151105	13	68	39099206	7	18
30181025	4	74	39099311	6	28
30181026	5	74	39099906	11	24
30181029	17	74	39099906	2	26
30191038	12	70	39099906	23	30
30191048	3	102	39100006	3	10
30201064	4	102	39104119	10	30
31101173	3	12	39105315	15	52
31161078	23	82	39105515	22	54
31201079	6	70	39105515	14	106
31201081	7	24	39106204	11	106
39019811	13	70	39118011	3	72
39019911	23	70	39122515	22	70
39021111	14	94	39122515	3	96
39021111	16	100	39122515	9A	106
39026512	12	90	39128321	7	4
39032615	11	56	39150711	8	102
39042215	11	58	39155304	9	34
39044011	12	34	39156121	22	30
39045411	11	52	39166005	2	4
39045411	18	70	39167121	6A	30
39055302	12	52	39168904	5	58
39059417	4	8	39171519	3	24
39069415	19	70	39176904	3	70
39071111	7	76	39176904	20	98
39072211	14	68	39177802	5	82

## Parts Index

Part Number	Figure No.	Page No.	Part Number	Figure No.	Page No.
39178001	16	42	59210023	16	24
39190701	15	98	59210024	18	16
39190701	13	100	36JF0002	1	10
39194604	18	78	36Jf0003	1	32
39195104	3	48	36JF0004	1	30
39197015	10	106	36JF0005	10	8
39201719	1	6	36JF0006	3	68
39214124	13	92	36JF0007	11	28
39214124	3	100	36Jf0008	16	110
39219019	6	24	36Jf0009	16	110
39220011	7	12	36Jf0009	14	114
39220011	11	34	36Jf0010	16	110
39220504	9	102	36Jf0011	14	110
39240817	8	28	36Jf0012	14	110
39242704	10	72	36Jf0013	14	110
39244311	16	30	36Jf0013	13	114
39245304	8	20	36Jf0014	14	110
39247504	7	70	36JF0018	14	64
39249211	14	44	36JF0019	14a	64
39253515	22	94	36JF0021	5	42
39256120	2	12	36JF0022	6	42
39256220	11	22	36JF0023	8	42
39256220	4	24	36JF0024	7	42
39260801	10	4	36Jf0025	9	6
39262921	6	4	36JF0026	2	10
39266921	12	8	36Jf0027	1	24
59040031	8	8	36Jf0028	13	114
59040050	17	4	36JF0029	2	22
59110008	12	12	36Jf0030	13	114
59120003	9	12	36Jf0031	14	74
59150014	10	12	36Jg0011	3	50
59200036	3	22	36JL0012	5	78
59200036	2	24	36JL0013	2	46

## Parts Index

Part Number	Figure No.	Page No.	Part Number	Figure No.	Page No.
36JL0015	9	54	52JF0081	7	110
36JL0017	19	92	52JF0082	7	110
36JL0023	10	42	52JF0083	7	110
36JL0024	9	42	52Jf0084	6	108
36JL0041	4	54	52Jf0085	6	108
36JI0048	13	110	52Jf0086	6	108
36JI0049	13	110	52Jf0087	6	108
36JI0052	10	110	52JI0054	8	110
36JI0053	10	110	52JI0054	8	114
36JI0054	17	110	52JI0055	9	110
36JI0055	17	110	52JI0055	9	114
36JI0063	13	110	52JL0158	14	54
36JI0067	17	110	52JI0191	5	108
36JI0068	10	110	52JI0192	4	108
36JZ0014	3	34	52JI0193	5	108
36JZ0121	5	34	52JI0194	4	108
52JE0074	1	2	52JI0195	5	108
52JF0063	5	48	52JI0196	4	108
52Jf0066	5	112	52JI0197	5	108
52Jf0067	5	112	52JI0198	4	108
52Jf0068	5	112	52JI0349	3	112
52Jf0069	4	112	52JI0350	3	112
52Jf0070	4	112	52JI0351	3	112
52Jf0071	4	112	52JI0352	2	112
52Jf0072	2	108	52JI0353	2	112
52Jf0073	2	108	52JI0354	2	112
52Jf0074	2	108	52JZ0264	1	20
52Jf0075	2	108	56JL0201	10	54
52Jf0076	3	108	56JL023G	2	98
52Jf0077	3	108	56JL0401	2	78
52Jf0078	3	108	56JI144R	6	112
52Jf0079	3	108	56JI145N	6	112
52JF0080	7	110	56JI14X3	6	112

## Parts Index

Part Number	Figure No.	Page No.	Part Number	Figure No.	Page No.
56JI154R	7	112	DG101029	8	6
56JI155N	7	112	DG101339	2	70
56JI15X3	7	112	DG121002	17	40
56JL224X	1	112	DG161124	2	58
56JL225N	1	112	DG171015	14	52
56JL22X3	1	112	DG171016	4	52
56JL664X	2A	112	DG171018	5	52
56JL674X	3A	112	DG171019	6	52
AN111015	8	38	DG181008	8	72
AP101236	3	8	DG181008	22	74
AP201025	17	102	DG191048	21	70
BA102004	13	22	DH101048	7	8
BA102004	24	30	DH101048	5	14
BA132122	9	22	DH101195	8	12
BF561219	4	20	DH101264	8	24
CB121042	12	42	DH101264	20	24
CF111019	11	38	DH101380	10	24
CS101128	11	8	DH101380	13	36
DD101097	12	28	DH101383	20	30
DD111011	7	38	DH101392	16	8
DD111012	5	38	DH101509	17	20
DD111018	11	38	DH101607	5	44
DD141227	17	78	DH101648	13	34
DD191015	14	72	DH102117	11	30
DD201002	14	98	DH102118	15	4
DE151006	6	62	DH111013	9	38
DE151012	4	62	DH121063	14	42
DE191010	10	64	DH121064	13	42
DE191011	11	64	DH151029	16	70
DE191028	7	64	DH161146	16	58
DE191029	6	64	DH161158	9	84
DE191033	15	64	DH181015	16	74
DF161102	12	58	DH191006	10	70

## Parts Index

Part Number	Figure No.	Page No.	Part Number	Figure No.	Page No.
DH191013	5	70	DK141028	6A	78
DH191037	20	92	DK151026	2	60
DH191062	4	64	DK181025	20	74
DH201079	2	62	DK181028	21	74
DH201079	3	88	DK211007	3	46
DH201080	3	88	DK221024	2	104
DJ101064	7	44	DM181010	11	74
DJ151042	15	70	DP101165	5	10
DJ151069	2	66	DP161145	11	98
DJ151070	3	66	DP161145	10	100
DJ161069	3	56	DS101117	4	28
DJ161228	10	32	DS101154	3	14
DJ161229	3	76	DS121126	18	40
DJ161229	11	80	DS141012	6	50
DJ161229	16	98	DS141012	3	84
DJ161229	14	100	DS151057	4	68
DJ181029	16	94	DS151073	6	68
DJ181064	15	94	DS161125	2	56
DJ181087	8	74	DS161287	6	46
DJ181088	7	74	DS181070	9	74
DJ181089	6	74	DS181072	10	74
DJ191029	2	64	DS201025	18	102
DJ191030	3	64	DS211004	5	50
DJ191031	5	64	DT113014	18	54
DJ201100	9	64	DT113015	13	54
DJ201173	17	56	DT113848	7	52
DJ201173	8	84	DT161005	16	72
DJ201246	13	72	DT181010	9	86
DJ221019	1	104	DT181310	20	94
DK101340	11	4	DT181311	19	94
DK121045	2	42	DT181312	23	94
DK121047	15	42	DT181313	18	94
DK121058	3	42	DT232601	18	72

## Parts Index

Part Number	Figure No.	Page No.	Part Number	Figure No.	Page No.
DT401405	19	72	JB511018	5	4
DT402006	2	102	JC151005	15	68
DT581030	9	40	JC151006	19	68
DU101213	20	16	JC191007	25	70
EC401030	21	92	JC191008	24	70
EC401030	10	94	JC191011	26	70
FD101078	3	26	JD131210	11	68
FD211006	5	46	JD131212	9	68
GL621414	5	36	JD131811	10	62
JA541005	5	24	JD141003	23	68
JA541005	6	32	JD171801	17	94
JA541010	8	14	JD191006	8	46
JA541010	5	22	JD351206	15	38
JA541012	7	22	JD401007	4	98
JA541014	6	22	JD521002	4	10
JA541021	15	24	JD551400	10	34
JA541211	14	30	JD561004	3	18
JA541225	13	30	JD561006	2	18
JA541233	2	32	JD561009	10	18
JA551002	3	16	JD561011	6	18
JA551004	7	16	JD561204	7	20
JA551009	17	16	JD561416	16	20
JA551406	2	34	JE351009	12	36
JA581314	11	42	JE351018	8	36
JA591040	15	44	JE351212	6	38
JA621002	5	28	JE351232	1	38
JA621006	2	28	JE351236	3	38
JA621206	13	28	JE351238	4	38
JB131018	11	62	JE351400	9	4
JB131019	12	62	JE351600	1	36
JB131224	21	68	JE351800	17	42
JB181223	4	50	JE501010	1	22
JB181223	5	86	JE511024	3	4

## Parts Index

Part Number	Figure No.	Page No.	Part Number	Figure No.	Page No.
JE511038	2	2	JE551007	8	16
JE511047	1	4	JE551200	6	16
JE511052	16	4	JE551201	5	16
JE511053	3	2	JE551202	2	16
JE511060	10	6	JE551203	5A	16
JE511208	2	6	JE551205	10	16
JE511209	3	6	JE551206	12	16
JE511212	4	6	JE551208	11	16
JE511213	5	6	JE551211	16	16
JE511221	7	6	JE551212	14	16
JE511225	6	6	JE551213	11	12
JE511233	9	8	JE551213	4	14
JE511234	6	8	JE551215	15	16
JE511241	5	8	JE551216	13	16
JE511243	1	8	JE551408	9	30
JE521016	14	8	JE551411	1	34
JE531025	1	12	JE551413	6	34
JE531033	5	12	JE551414	4	34
JE531201	1	14	JE551415	7	34
JE541028	12	22	JE561004	9	18
JE541048	17	24	JE561005	5	18
JE541051	19	24	JE561006	1	18
JE541214	17	30	JE561200	3	20
JE541228	8	32	JE571003	1	26
JE541234	7	30	JE571007	8	30
JE541240	7	32	JE581004	1	40
JE541241	15	30	JE581006	2	40
JE541242	21	30	JE581008	10	40
JE541243	11	36	JE581009	11	40
JE541244	3	30	JE581010	4	40
JE541249	19	30	JE581011	15	40
JE541267	6	30	JE581012	7	40
JE551001	1	16	JE581014	5	40

## Parts Index

Part Number	Figure No.	Page No.	Part Number	Figure No.	Page No.
JE581040	13	40	JF122006	10	52
JE581045	8	40	JF131008	1	62
JE581047	1	76	JF131010	1	60
JE581068	19	40	JF131011	3	60
JE581233	1	42	JF131011	7	62
JE581239	21	42	JF131206	4	60
JE581406	12	4	JF131206	12	68
JE581407	14	4	JF131209	22	68
JE591005	2	44	JF131222	5	60
JE591046	4	44	JF131600	20	68
JE591048	1	44	JF131601	18	68
JE621002	1	28	JF131800	9	62
JE621003	9	28	JF131802	12	64
JE621004	15	28	JF131806	1	66
JE621203	10	28	JF131807	8	64
JE621402	3	36	JF131901	12	64
JE621404	4	36	JF151018	1	74
JE621405	9	24	JF151019	18	74
JF111051	1	50	JF151025	2	72
JF111052	4	48	JF151027	6	72
JF111136	1a	50	JF151031	2	74
JF113009	2	54	JF151032	3	74
JF113202	1	58	JF151033	13	74
JF113404	2	48	JF151034	15	74
JF113411	1	48	JF151036	12	74
JF113412	6	48	JF161001	1	70
JF113808	8	48	JF161201	2	88
JF113814	14	38	JF161202	1	88
JF113822	9	76	JF161206	1	88
JF113823	10	76	JF171004	1	80
JF121004	19	74	JF171009	2	80
JF122000	1	52	JF181005	7	90
JF122005	3	52	JF181211	1	90

## Parts Index

Part Number	Figure No.	Page No.	Part Number	Figure No.	Page No.
JF181216	4	76	JG181236	2	92
JF181217	5	76	JG181238	2	86
JF181253	10	102	JG181259	12	86
JF181255	4	76	JG191008	4	46
JF181256	5	76	JG232601	9	46
JF181403	1	56	JG232606	10	46
JF181409	6	90	JG401808	11	102
JF231201	1	106	JG531220	2	8
JF231202	2	106	JG531220	2	14
JF231203	6A	106	JG551428	3A	34
JF233018	16A	110	JG551447	15	34
JF401016	15	100	JG571024	13	24
JF401802	12	102	JG581056	14	40
JF401803	14	102	JG591038	3	44
JF402000	2	38	JG591039	6	44
JF402201	5	102	JL111103	2	50
JF402201	6	102	JL111109	7	52
JF402203	1	102	JL113002	1	54
JF402209	1	102	JL113012	3	54
JF402400	1	86	JL113014	16	54
JF402404	3	88	JL113015	7	54
JF402405	3	88	JL113016	17	54
JF561404	13	20	JL113026	19	54
JF561405	14	20	JL113027	11	54
JF561412	9	20	JL113033	20	54
JF561415	10	20	JL113033	8	70
JF561416	15	20	JL113034	15	54
JF561418	11	20	JL113036	5	54
JG131219	8	68	JL113038	21	54
JG151022	17	72	JL113201	9	58
JG161008	12	72	JL113202	17	58
JG161010	1	64	JL113207	7	58
JG181235	3	92	JL113209	15	58

## Parts Index

Part Number	Figure No.	Page No.	Part Number	Figure No.	Page No.
JL113210	3	58	JL171036	11	78
JL113212	8	58	JL171037	8	78
JL113223	18	58	JL171049	4	78
JL113803	6	98	JL171057	3	80
JL113809	7	50	JL171060	14	78
JL113810	7	98	JL171061	9	80
JL113810	8	98	JL171062	8	80
JL113812	9	98	JL171063	9	78
JL113834	12	56	JL171070	6	80
JL122008	13	52	JL171071	4	80
JL122026	14	52	JL171071	14	82
JL131810	11	70	JL171078	15	80
JL131811	12	56	JL171081	1	78
JL151021	1	72	JL171085	23	78
JL151023	18	72	JL171096	24	78
JL151028	5	72	JL171800	13	78
JL151034	7	72	JL171801	16	78
JL151035	9	72	JL171802	10	78
JL151038	2A	72	JL171803	15	78
JL161003	15	72	JL181008	1	92
JL161005	4	70	JL181203	6	92
JL161006	9	70	JL181209	13	56
JL161008	16	72	JL181214	4	84
JL161011	11	72	JL181233	28	92
JL161012	12	72	JL181234	27	92
JL161015	11	72	JL181235	17	92
JL171010	13	82	JL181236	14	92
JL171018	20	78	JL181237	16	92
JL171019	19	78	JL181241	4	86
JL171020	22	78	JL181245	11	94
JL171024	5	80	JL181247	5	92
JL171024	15	82	JL181249	15	92
JL171035	12	78	JL181256	8	76

## Parts Index

Part Number	Figure No.	Page No.	Part Number	Figure No.	Page No.
JL181257	23	92	JL231600	23	72
JL181263	26	92	JL231601	22	72
JL181264	13	102	JL232604	12	46
JL181283	22	92	JL232805	19	98
JL181288	1	84	JL232808	10	98
JL181297	2	90	JL232810	1	100
JL181304	2A	86	JL232811	8	100
JL181402	4	56	JL233002	12	110
JL181407	8	90	JL233003	11	110
JL181408	9	90	JL233003	10	114
JL181411	5	56	JL233005	15	110
JL181416	12	94	JL233005	11	114
JL181417	4	94	JL233153	12	114
JL181426	1	94	JL401002	1	98
JL181433	16	56	JL401002	12	100
JL181436	14	56	JL401003	5	96
JL181437	11	86	JL401004	6	96
JL181437	13	86	JL401005	2	96
JL181447	2	82	JL401006	1	96
JL181448	3	82	JL401012	9	92
JL181449	1	82	JL401017	9	94
JL181450	4	82	JL401400	20	72
JL181453	3	94	JL401401	21	72
JL181456	9	82	JL401402	10	58
JL181457	10	82	JL401403	19	72
JL191001	1	46	JL401409	20	72
JL191004	7	46	JL401410	21	72
JL231202	6	106	JL401411	13	72
JL231204	8	106	JL402207	16	102
JL231209	5	90	JL402403	8	86
JL231209	7A	106	JL402602	6	78
JL231404	3	106	JL403600	14	58
JL231405	4	106	JL541223	5	32

## Parts Index

Part Number	Figure No.	Page No.	Part Number	Figure No.	Page No.
JL541227	12	30	JW171015	12	76
JL561409	18	20	JW351400	6	10
JL581027	4	42	JW561206	2	20
JL581055	16	40	JY151011	23	74
JL581203	22	42	JY181284	6	100
JL581204	18	42	JY541039	8	18
JL581205	19	42	JZ122008	8	52
JL581206	20	42	JZ122012	9	52
JL591156	9	44	JZ131217	16	52
JL591157	8	44	JZ511016	4	4
JL591165	10	44	JZ531006	6	12
JL74015M	1	108	JZ551210	9	16
JL74015N	1	108	JZ551412	8	34
JL74015P	1	108	JZ561002	4	18
JL7401X3	1	108	JZ621000	7	28
JN131003	8	62	KACa0616	6	56
JN131203	7	68	KACA0820	6	54
JN351604	15	102	KACA0850	13	106
JU232800	17	98	KACB0514	6	86
JU232800	2	100	KACb0516	3	78
JV521006	15	8	KACB0622	4	90
JV541007	18	24	KACB0622	7	106
JV541007	4	30	KACb0830	9	106
JV541007	4	32	KACH0835	18	92
JV541007	9	32	KADA0510	13	44
JV541208	2	30	KADA0512	14	80
JV541217	13	8	KADA0512	17	82
JV541217	5	30	KADa0616	11	76
JV541217	2	36	KADA0630	12	44
JV541218	8	4	KADA0630	16	82
JV551000	19	16	KADA0635	11	44
JW131807	5	66	KADb0516	13	58
JW131810	4	66	KADB0516	10	80



## Parts Index

Part Number	Figure No.	Page No.	Part Number	Figure No.	Page No.
KADC0616	7	94	KBUC0514	18	56
KADD0610	12	98	KBUc0625	7	100
KADd0610	11	100	KCAA0504	3	86
KADD0618	10	38	KCBa0605	6	76
KADd0840	6	14	KCGA0505	7	78
KADE0610	12	54	KCGa0505	5	100
KADE0611	11	92	KCGD0505	13	98
KADE0614	10	92	KCGD0606	5	98
KADF0612	19	56	KCGD1010	4	96
KADF0614	12	38	KCJD1212	11	46
KADF0614	8	56	KDAA0408	6	82
KADF0614	5	84	KDAa0510	9	56
KADF0618	13	38	KDAa0510	10	86
KADF0820	7	56	KDBA0512	8	82
KADF0820	18	78	KDBA0512	12	82
KADf0885	12	106	KDBA0512	7	92
KADQ0625	3	40	KDBA0512	6	94
KADT0820	21	78	KDBa0613	8	94
KAEG0620	13	94	KDBB0512	18	82
KAEM0610	9	48	KFBa0412	4	12
KAEM0614	13	102	KPBb6202	10	68
KBAB0608	10	36	KPBB6301	5	62
KBBA0514	3	98	KPBb6302	17	68
KBBa0514	4	100	KPBC6004	5	68
KBBb0512	10	56	LAC00016	8	54
KBQA3506	6	40	LAC00019	2	52
KBUa0514	2	76	LAC00020	4	72
KBUA0516	12	92	LAC00022	12	80
KBUa0516	17	100	LAC00022	22	82
KBUA0612	2	84	LAC00034	20	82
KBUa0616	29	92	LAC00035	10	84
KBUB0410	10	90	LAC00035	5	106
KBUB0516	13	80	LAC00036	13	90

## Parts Index

Part Number	Figure No.	Page No.	Part Number	Figure No.	Page No.
LAC00037	11	90	LDB00044	5	20
LAC00052	9	36	LJA00004	14	24
LAC00054	6A	86	LJA00010	13	4
LAC00054	3	90	PA181292	25	92
LAC00063	7	80	PA181293	24	92
LAC00063	19	82	PA401600	7	102
LAC00069	21	16	PA402204	19	102
LAD00037	13	64	PA561209	6	20
LAD00120	21	94	PA581036	12	40
LAD00134	4	58	PF131220	2	68
LAD00135	6	58	PF541018	10	22
LAE00015	7	14	YDT02004	14	86
LAE00015	4	22	YJL06001	26	94
LAE00024	12	24	YJL06002	25	94
LAE00025	8	22	YJL06003	24	94
LBR00002	7	82	YJL06004	9A	94
LBR00002	8	92	YJZ14002	6	36
LBR00002	5	94	YJZ14003	7	36
LBS00002	4	92			
LBU00009	18	98			
LBU00023	11	82			
LBU00030	2	94			
LCA00008	21	98			
LCB00005	1	68			
LCG00008	9	100			
LCG00014	7	48			
LCG00016	10	48			
LCJ00002	18	52			
LDB00007	7	86			
LDB00023	15	56			
LDB00023	21	82			
LDB00023	6	84			
LDB00029	17	52			

Parts Index

Part Number	Figure No.	Page No.	Part Number	Figure No.	Page No.



Parts Index

Part Number	Figure No.	Page No.	Part Number	Figure No.	Page No.

